

FUN PHILATELY

NEWSLETTER

ISSN 1171-6029

June 2006

Produced by the PHILATELIC YOUTH COUNCIL OF N.Z. (Inc.)
PO Box 2979, Auckland

www.nzpf.org.nz/youth/youth.html
With assistance from the New Zealand Community Trust

The Royal Collection

As many of our young collectors will have seen part of the Queen's collection, and all those who attended last year's stamp camp, here is a brief history into how the collection came into being, and has grown over the years.

For more than a hundred years, members of the Royal Family have been involved with the fascinating hobby of philately. In 1900 the Prince of Wales, (who became King Edward VII) purchased a collection and presented it to his son the Duke of York and future King George V, who is the real founder of the Royal Philatelic Collection.

There is a rather funny story about the Prince who made a successful bid at an auction in 1904. He bought through his agent, an unused 2d. 'Post Office' Mauritius stamp, one of the rarest in the world, which had been discovered by a Hampstead schoolboy. The price paid £1,450, was a record for any postage stamp at the time, and the purchase aroused world interest, helping to establish stamp collecting as a serious and worthwhile hobby rather than, as many thought, a childish pursuit. Later, he was pleased to show the stamp to some other philatelists, and was more amused than annoyed when someone enquired the name of the 'darned fool' who had paid so much money for 'just a little piece of paper'! He replied the Prince! In 2002 that same stamp is catalogued at £550,000.

spend several afternoons a week with his treasures in the Stamp Room, and found relaxation from the stresses of war working on his collection. Known as the 'Red Collection', because they are in red bound albums, and are estimated to hold two hundred and fifty thousand stamps.



George V is shown on some New Zealand stamps from 1915 to 1935.



Left: The famous 2d 'Post Office' stamps of Mauritius.
Right: A modern issue of the famous 2d 'Post Office'.

King George V became a prudent and experienced philatelist, and purchased many fine 'one country' collections. He also acquired corner blocks of all new British and Commonwealth stamps. At Buckingham Palace, during World War 1, he would

The Royal Collection has been maintained to the present day, with King George VI a keen philatelist, who used blue bound albums, and now the Queen also takes a close personal interest in the progress of the Royal Collection. She has an eye for detail, which enables her to authorise amendments and improvements to submitted designs of new issues for the United Kingdom.

Parts of the Royal Collection have been brought to New Zealand on several occasions, notably, in 1980 for the Zeapex Exhibition, in 1990 for NZ World Exhibition, and lastly our 150 year anniversary of New Zealand Postage Stamps at Te Papa in 2005. On each occasion we have been able to view some of the original designs, essays and proofs, which form a part of a wonderful stamp collection.

Collecting Stamps in the Early Days

As far back as 1857, stamp collectors have been eagerly seeking these "small bits of coloured paper". Although at first many collectors would not dream of actually buying and selling stamps, their enthusiasm soon overcame such scruples and many who began as collectors found that they could sell their spare specimens and gradually built up a trade.


To begin with lads of fourteen and fifteen would gather in the large post offices (Liverpool for instance) and beg the stamps from merchants as they collected their overseas mail. Gradually older men who were interested found that the easiest way to acquire stamps was to contact these boys and buy stamps from them.

In New York a dealer in coins, William Brown, noticed that stamp collecting was starting to take hold of the youngsters, and in 1860 decided to branch out into stamps.

Having no shop, he displayed his wares on boards attached to the park railings on Broadway, so buying one hundred stamps at one cent apiece, he fixed these to the boards alongside the coins by means of a nail through the middle of each stamps! In spite of his unorthodox methods his business thrived, and soon stamps became his main activity.

Although Liverpool was one of the chief centres of philately in the early days, other seaports provided material for collectors also and at Plymouth, Edward Stanley Gibbons the son of a chemist in Treville Street, began dealing in stamps as a sideline to his father's business about 1856.

Later he moved to London where he established a



business, which now bears his name, and is known as the leading philatelic business for buying and selling the very best of material worldwide.

Before leaving Plymouth he made a deal which would gladden any philatelist's heart, he bought for £5 a kit bag full of Cape of Good Hope triangulars from two sailors who had won it in a shilling raffle. Both parties were delighted with their bargain and Mr Gibbons proceeded to dispose of his stamps at a profit of about £500 which enabled him to establish the business in London, which is celebrating its 150 year centennial this year 2006.

Appex 2006 Photos



Amy Rosenfeldt stepped in to help present the trophies at Appex, in place of Barbara Streeter who was unable to attend.





Davey and Bill Oosterman (Pukekohe Stamp Club) browsing through albums in the hope of finding something special.



Isabella Beach (City of Sails Club) with her three prizes she won for her entry Colours in my Garden.

Country Puzzle

Use the English names of the countries that issued these stamps to fill in the puzzle below.
The shaded squares spell out an important message!!



CONDITION PROBLEMS

Damage can cause a stamp to be worth much less or perhaps nothing at all, in comparison to a sound copy. Tape can ruin a stamp. Whether the damage is on front or back, or visible at all at first glance, it still makes the stamp less desirable to most collectors. This is why it is especially important to handle stamps carefully to avoid creases, greasy fingers, stains and scuffs.

Enjoy finding the words below in the letter table to the right.

- | | |
|---------------|-------------|
| STAINED | COUTNERFEIT |
| CREASES | SCRUFFED |
| THIN | STUCK DOWN |
| MISSING PERFS | REPAIRED |
| CUT | PINHOLE |
| HEAVY CANCEL | REPRINT |
| REGUMMED | WRINKLED |
| TEARS | FADED |
| TAPED | NO GUM |

C	O	U	N	T	E	R	F	E	I	T	A	D	S	H
L	S	P	I	N	E	E	A	C	L	U	N	E	T	E
I	D	T	A	P	O	P	D	E	T	C	F	N	U	A
N	O	A	E	T	T	A	E	S	Q	O	S	I	C	V
I	E	I	A	N	S	I	D	H	I	F	R	A	K	Y
H	N	D	L	O	U	R	W	I	R	Y	U	T	D	C
T	S	C	U	F	F	E	D	E	P	G	U	S	O	A
E	E	R	T	A	O	D	P	I	N	O	P	S	W	N
R	H	E	R	R	E	G	U	M	M	E	D	D	N	C
T	L	A	U	E	N	T	S	N	S	H	E	Q	R	E
N	T	S	P	I	L	U	O	I	R	D	P	E	W	L
O	Y	E	S	U	O	P	S	N	T	E	A	R	S	I
G	T	S	L	U	Q	I	O	P	A	B	T	U	R	K
U	I	T	W	R	I	N	K	L	E	D	T	A	E	P
M	Y	U	E	R	W	I	O	E	L	O	H	N	I	P

ACHIEVEMENT AWARDS

There are four awards, Bronze, Silver-Bronze, Silver and Gold

The Bronze and Silver-Bronze Awards can be examined by a stamp club leader, school teacher, youth group leader or adult stamp collector. The Silver and Gold must be examined by a person approved by the Philatelic Youth Council Executive.

Silver-Bronze

1. The applicant must have been collecting stamps for at least 12 months and must have qualified for the PYC Bronze Achievement Award.
2. The applicant (or a club leader) should write to PYC Achievement Awards, PO Box 2979, Auckland advising the name and address of a preferred examiner, as well as requesting a Silver-Bronze Achievement Award application form and question paper.
3. The application form and question paper will be sent to the examiner, who will give the ten question paper to the applicant.
4. The applicant should complete the question paper without assistance. There is a time limit of seven days.
5. The examiner should ensure that the applicant has an eight page display of stamps which has been entered into a Society Youth Section or Youth Inter-club competition and received a 60% pass mark or more, has given a five minute talk on the display, has answered at least five questions on the display and is able to demonstrate an understanding of how to detect watermarks and measure perforations.
6. The completed examiners form and completed question paper should be returned to PYC Achievement Awards, PO Box 2979, Auckland.
7. If the examiner approves the award and the applicant has answered at least 60% of the question paper correctly the Silver-Bronze Certificate and Silver-Bronze Achievement Award badge will be sent to the examiner or the stamp club leader for presentation at a stamp club meeting.

Silver

1. The applicant must have been collecting stamps for at least two years and must have qualified for the PYC Silver-Bronze Achievement Award.
2. The applicant (or a club leader) should write to PYC Achievement Awards, PO Box 2979, Auckland advising the name and address of a preferred examiner, as well as requesting a Silver Achievement Award application form and question paper.
3. The application form and question paper will be sent to the examiner, who will give the question paper to the applicant.
4. The applicant should complete the question paper without assistance. There is a time limit of seven days.
5. The examiner should ensure that the applicant has a 16 page display of stamps of National Emerald Award standard, has given a 5 to 10 minute talk on the display, has answered at least eight specialised questions on the display and is able to demonstrate an understanding of how to use a stamp catalogue.
6. The completed examiners form and completed question paper should be returned to PYC Achievement Awards, PO Box 2979, Auckland.
7. If the examiner approves the award and the applicant has answered at least 75% of the question paper correctly the Silver Certificate and Silver Achievement Award badge will be sent to the examiner or the stamp club leader for presentation at a stamp club meeting.

EXHIBITION PROTECTORS

New shipment now arrived, same quality.

Made from high quality polypropylene (size 248 x 290mm)

Pack of 25 \$15 or Pack of 100 \$50

Order from – PYC of NZ, PO Box 2979, Auckland

Money with your order please. All prices include GST