

ACCEPTED  
FOR REGISTRATION

Doc id: 580070

March 22, 2022

New York State Department  
of Environmental Conservation  
Division of Materials Management  
Pesticide Product Registration

DIFENOCONAZOLE GROUP 3 FUNGICIDE

PULL HERE TO OPEN ►

CYPRODINIL GROUP 9 FUNGICIDE



**Inspire Super**®

syngenta®

## Fungicide

*Active Ingredients:*

Difenoconazole*	8.4%
Cyprodinil**	24.1%

<i>Other Ingredients:</i>	67.5%
---------------------------	-------

<i>Total:</i>	100.0%
---------------	--------

\*CAS No. 119446-68-3

\*\*CAS No. 121552-61-2

Inspire Super is an oil in water emulsion (EW) containing 0.73 lb of difenoconazole active ingredient and 2.09 lb of cyprodinil active ingredient per gallon.

**KEEP OUT OF REACH OF CHILDREN.**

## CAUTION

See additional precautionary statements and directions for use inside booklet.

EPA Reg. No. 100-1317

EPA Est. 086555-MO-001

SCP 1317A-L1L 0521  
4151311

**1 gallon**  
Net Contents

®

<b>FIRST AID</b>	
<b>If swallowed</b>	<ul style="list-style-type: none"> <li>• Call a poison control center or doctor immediately for treatment advice.</li> <li>• Have person sip a glass of water if able to swallow.</li> <li>• Do not induce vomiting unless told to by a poison control center or doctor.</li> <li>• Do not give anything by mouth to an unconscious person.</li> </ul>
<b>If on skin or clothing</b>	<ul style="list-style-type: none"> <li>• Take off contaminated clothing.</li> <li>• Rinse skin immediately with plenty of water for 15-20 minutes.</li> <li>• Call a poison control center or doctor for treatment advice.</li> </ul>
<b>If in eyes</b>	<ul style="list-style-type: none"> <li>• Hold eye open and rinse slowly and gently with water for 15-20 minutes. Remove contact lenses, if present, after the first 5 minutes, then continue rinsing eye.</li> <li>• Call a poison control center or doctor for treatment advice.</li> </ul>
<p>Have the product container or label with you when calling a poison control center or doctor, or going for treatment.</p>	
<p><b>HOT LINE NUMBER</b>            For 24-Hour Medical Emergency Assistance (Human or Animal)            Or Chemical Emergency Assistance (Spill, Leak, Fire or Accident)            Call  <b>1-800-888-8372</b></p>	

## PRECAUTIONARY STATEMENTS

### Hazards to Humans and Domestic Animals

#### CAUTION

Harmful if swallowed or absorbed through skin. Avoid contact with skin, eyes or clothing. Wash thoroughly with soap and water after handling and before eating, drinking, chewing gum, using tobacco, or using the toilet. Remove and wash contaminated clothing before reuse.

### Personal Protective Equipment (PPE)

#### Applicators and other handlers must wear:

- Long-sleeved shirt and long pants
- Shoes plus socks
- Chemical-resistant gloves made of: Barrier Laminate, Butyl Rubber ≥ 14 mils, Nitrile Rubber ≥ 14 mils, Neoprene Rubber ≥ 14 mils, Polyvinyl Chloride (PVC) ≥ 14 mils, or Viton® ≥ 14 mils

*continued...*

## PRECAUTIONARY STATEMENTS (*continued*)

### User Safety Requirements

Follow manufacturer's instructions for cleaning/maintaining PPE. If no such instructions for washables exist, use detergent and hot water. Keep and wash PPE separately from other laundry.

### Engineering Control Statements

When handlers use closed systems, enclosed cabs, or aircraft in a manner that meets the requirements listed in the Worker Protection Standard (WPS) for agricultural pesticides (40 CFR 170.240(d)(4-6)), the handler PPE requirements may be reduced or modified as specified in the WPS.

### User Safety Recommendations

#### Users should:

- Wash hands before eating, drinking, chewing gum, using tobacco, or using the toilet.
- Remove clothing/PPE immediately if pesticide gets inside. Then wash thoroughly and put on clean clothing.
- Remove PPE immediately after handling this product. Wash the outside of gloves before removing. As soon as possible, wash thoroughly and change into clean clothing.

### Environmental Hazards

Difenoconazole and cyprodinil are toxic to fish, mammals and aquatic invertebrates. Drift and runoff may be hazardous to aquatic **estuarine/marine** organisms in water adjacent to treated area. For terrestrial uses: Do not apply directly to water, or to areas where surface water is present or to intertidal areas below the mean high water mark. Do not contaminate water when disposing of equipment washwater or rinsate.

### Surface and Ground Water Advisory

The chemicals in this product may contaminate water through drift or spray in wind. This product may impact surface water quality due to runoff of rain water. This is especially true for poorly draining soils and soils with shallow ground water. These chemicals have potential for runoff for several months or more after application. Poorly draining soils and soils with shallow water tables are more prone to produce runoff that contains these chemicals. A level, well maintained vegetative buffer strip between areas to which these chemicals are applied and surface water features such as ponds,

streams, and springs will reduce the potential loading of difenoconazole and cyprodinil from runoff water and sediment. Runoff of this product will be reduced by avoiding applications when rainfall is forecasted to occur within 48 hours. Sound erosion control will reduce this product's potential to reach surface water.

## **CONDITIONS OF SALE AND LIMITATION OF WARRANTY AND LIABILITY**

**NOTICE:** Read the entire Directions for Use and Conditions of Sale and Limitation of Warranty and Liability before buying or using this product. If the terms are not acceptable, return the product at once, unopened, and the purchase price will be refunded.

The Directions for Use of this product must be followed carefully. It is impossible to eliminate all risks inherently associated with the use of this product. Crop injury, ineffectiveness or other unintended consequences may result because of such factors as manner of use or application, weather or crop conditions, presence of other materials or other influencing factors in the use of the product, which are beyond the control of SYNGENTA CROP PROTECTION, LLC or Seller. To the extent permitted by applicable law, Buyer and User agree to hold SYNGENTA and Seller harmless for any claims relating to such factors.

SYNGENTA warrants that this product conforms to the chemical description on the label and is reasonably fit for the purposes stated in the Directions for Use, subject to the inherent risks referred to above, when used in accordance with directions under normal use conditions. To the extent permitted by applicable law: (1) this warranty does not extend to the use of this product contrary to label instructions or under conditions not reasonably foreseeable to or beyond the control of Seller or SYNGENTA, and, (2) Buyer and User assume the risk of any such use. **TO THE EXTENT PERMITTED BY APPLICABLE LAW, SYNGENTA MAKES NO WARRANTIES OF MERCHANTABILITY OR OF FITNESS FOR A PARTICULAR PURPOSE NOR ANY OTHER EXPRESS OR IMPLIED WARRANTY EXCEPT AS WARRANTED BY THIS LABEL.**

To the extent permitted by applicable law, in no event shall SYNGENTA be liable for any incidental, consequential or special damages resulting from the use or handling of this product. **TO THE EXTENT PERMITTED BY APPLICABLE LAW, THE EXCLUSIVE REMEDY OF THE USER OR BUYER, AND THE EXCLUSIVE LIABILITY OF SYNGENTA AND SELLER FOR ANY AND ALL CLAIMS, LOSSES, INJURIES OR DAMAGES (INCLUDING CLAIMS BASED ON BREACH OF WARRANTY, CONTRACT, NEGLIGENCE, TORT, STRICT LIABILITY OR OTHERWISE) RESULTING FROM THE USE OR HANDLING OF THIS PRODUCT, SHALL BE THE RETURN OF THE PURCHASE PRICE OF THE PRODUCT OR, AT THE ELECTION OF SYNGENTA OR SELLER, THE REPLACEMENT OF THE PRODUCT.**

SYNGENTA and Seller offer this product, and Buyer and User accept it, subject to the foregoing Conditions of Sale and Limitation of Warranty and Liability, which may not be modified except by written agreement signed by a duly authorized representative of SYNGENTA.

## DIRECTIONS FOR USE

It is a violation of Federal Law to use this product in a manner inconsistent with its labeling.

Do not apply this product in a way that will contact workers or other persons, either directly or through drift. Only protected handlers may be in the area during application. For any requirements specific to your State or Tribe, consult the agency responsible for pesticide regulation.

### AGRICULTURAL USE REQUIREMENTS

Use this product only in accordance with its labeling and with the Worker Protection Standard, 40 CFR Part 170. This Standard contains requirements for the protection of agricultural workers on farms, forests, nurseries, and greenhouses, and handlers of agricultural pesticides. It contains requirements for training, decontamination, notification, and emergency assistance. It also contains specific instructions and exceptions pertaining to the statements on this label about personal protective equipment (PPE) and restricted-entry interval. The requirements in this box only apply to uses of this product that are covered by the Worker Protection Standard.

**Do not enter or allow worker entry into treated areas during the restricted-entry interval (REI) of 12 hours.**

PPE required for early entry to treated areas that is permitted under the Worker Protection Standard and that involves contact with anything that has been treated, such as plants, soil, or water is:

- Coveralls
- Chemical-resistant gloves made of any waterproof materials such as polyvinyl chloride, nitrile rubber or butyl rubber
- Shoes plus socks

### PRODUCT USE RESTRICTIONS

**FAILURE TO FOLLOW DIRECTIONS AND PRECAUTIONS ON THIS LABEL MAY RESULT IN CROP INJURY, POOR DISEASE CONTROL, AND/OR ILLEGAL RESIDUES.**

## ROTATIONAL CROP RESTRICTIONS

**Rotational Crops:** Please see the following table for the crop rotational restrictions:

Rotational Crops	Planting Time From Last Inspire Super Application
Artichoke, Globe Bean, Dried Berry, Bushberry Subgroup 13-07B Berry, Low Growing Subgroup 13-07G, except Cranberry Brassica (Cole) leafy vegetables crop group 5 Bulb vegetables, bulb onion Subgroup 3-07A and green onion 3-07B Carrot Chickpea Citrus (lemons and limes) Cucurbit vegetables Group 9 Fruit, small vine climbing, except fuzzy kiwifruit, subgroup 13-07F Fruiting vegetables Group 8-10 Guava Papaya Pepper Stone fruit crop group 12-12 Strawberry Tomato and tomatillo Tree nut crop group 14-12 Tuberous and Corm Vegetables (crop subgroup 1C) Watercress	0 days
Cereals (wheat, barley, triticale, oat, and rye) Soybean Sugar beet Sweet corn Root and tuber vegetable crop group 1, except carrot, and crop subgroup 1C	30 days
All other crops intended for food and feed	60 days

Restriction: For annual crops, where multiple crops can be grown per year (double/triple cropping), do not apply more than 1.3 lb ai cyprodinil per acre per year to an individual plot of land.

For annual crops, where multiple crops can be grown per year (double/triple cropping), do not apply more than 0.46 lb ai difenoconazole per acre per year to an individual plot of land.

## APPLICATION INFORMATION

Inspire Super is a broad-spectrum product containing two fungicides. It has preventative, systemic and curative properties and is labeled for the control of many important plant diseases. Inspire Super provides excellent disease control of many leaf spots and powdery mildews. Inspire Super is applied as a foliar spray and can be used in block, alternating spray, or tank-mix programs with other crop protection products. All applications should be made according to the use directions that follow.

For the crops to which aerial applications are allowed, refer to the specific crop directions for use.

## PRODUCT USE INSTRUCTIONS

**Application:** Thorough coverage is necessary to provide good disease control. Make no more spray solution than is needed for application. Avoid spray overlap, as crop injury may occur.

**Adjuvants:** When an adjuvant is to be used with this product, the use of an adjuvant that meets the standards of the Chemical Producers and Distributors Association (CPDA) adjuvant certification program is recommended.

**Efficacy:** Under certain conditions conducive to extended infection periods, use another registered fungicide for additional applications if the maximum amount of Inspire Super has been used. If resistant isolates to Group 3 or Group 9 fungicides are present, efficacy can be reduced for certain diseases. The higher rates in the rate range and/or shorter spray intervals may be required under conditions of heavy infection pressure, with highly susceptible varieties, or when environmental conditions are conducive to disease.

**Integrated Pest Management (IPM):** Integrate Inspire Super into an overall disease and pest management strategy whenever the use of a fungicide is required. Follow cultural practices known to reduce disease. Consult your local agricultural authorities for additional IPM strategies established for your area. Inspire Super may be used in State Agricultural Extension advisory (disease forecasting) programs which recommend application timing based on environmental factors favorable for disease development.

## RESISTANCE MANAGEMENT

DIFENOCONAZOLE	GROUP	3	FUNGICIDE
CYPRODINIL	GROUP	9	FUNGICIDE

For resistance management, please note that Inspire Super contains both difenoconazole, a triazole fungicide in Group 3 and cyprodinil, an anilinopyrimidine in Group 9.

Any fungal population may contain individuals naturally resistant to either or both of the active ingredients in Inspire Super and other Group 3 or Group 9 fungicides. A gradual or total loss of pest control may occur over time if these fungicides are used repeatedly in the same fields. Appropriate resistance-management strategies should be followed.

To delay fungicide resistance, take one or more of the following steps:

- Apply a maximum of 5 sprays during one crop cycle.
- Apply no more than 2 sequential applications unless otherwise stated in the crop section.
- Rotate the use of Inspire Super or other Group 3 and 9 fungicides within a growing season sequence with different groups that control the same pathogens.
- Use tank mixtures with fungicides from a different group that are equally effective on the target pest when such use is permitted. Use at least the minimum application rate as labeled by the manufacturer.
- Adopt an integrated disease management program for fungicide use that includes scouting, uses historical information related to pesticide use, and crop rotation, and which considers host plant resistance, impact of environmental conditions on disease development, disease thresholds, as well as cultural, biological and other chemical control practices.
- Where possible, make use of predictive disease models to effectively time fungicide applications. Note that using predictive models alone is not sufficient to manage resistance.
- Monitor treated fungal populations for resistance development.
- Contact your local extension specialist or certified crop advisor for any additional pesticide resistance-management and/or IPM recommendations for specific crops and pathogens.
- For further information or to report suspected resistance contact Syngenta Crop Protection at 1-866-796-4368. You can also contact your pesticide distributor or university extension specialist to report resistance.

**Crop Tolerance:** Plant tolerance has been found to be acceptable for all crops on the label, however, not all possible tank-mix combinations have been tested under all conditions. When possible, it is recommended to test the combinations on a small portion of the crop to ensure that a phytotoxic response will not occur as a result of application. See precautions regarding grape phytotoxicity.

**Spray Drift Management:** To prevent spray drift, do not apply when conditions favor drift beyond the target area. Spray overlap may cause crop injury. The interaction of many equipment and weather related factors determine the potential for spray drift. AVOIDING SPRAY DRIFT AT THE APPLICATION SITE IS THE RESPONSIBILITY OF THE APPLICATOR AND THE GROWER. More information on managing spray drift can be found on the Syngenta Crop Protection website under Stewardship (<http://www.syngenta-us.com/practicing-stewardship/responsible-pesticide-application>).



## MIXING AND APPLICATION METHODS

### Spray Equipment

#### Nozzles

- Equip sprayers with nozzles that provide accurate and uniform application.
- Use the same size nozzles uniformly spaced across the boom.
- Calibrate sprayer before use.
- Use screens to protect the pump and to prevent nozzles from clogging.
- On suction side of pump use screens that are *16-mesh or coarser*.
- Do not place a screen in the recirculation line.
- Use 50-mesh or coarser screens between the pump and boom, and where required, at the nozzles.
- Check nozzle manufacturer's recommendations.

#### Pump

- Use a pump with capacity to:
  - (1) Maintain 35-40 psi at nozzles.
  - (2) Provide sufficient agitation in tank to keep mixture in suspension - this requires recirculation of 10% of tank volume per minute.
- Use a jet agitator or liquid sparge tube for agitation.
- Do not air sparge.

For more information on spray equipment and calibration, consult sprayer manufacturer's and state recommendations. For specific local directions and spray schedules, consult the current state agricultural recommendations.

#### Mixing Instructions

- Inspire Super is an oil-in-water emulsion (EW) formulation.
- Prepare no more spray mixture than is required for the immediate operation.
- Thoroughly clean spray equipment before using this product.
- Agitate the spray solution before and during application.
- Rinse spray tank thoroughly with clean water after each day's use and dispose of pesticide rinsate by application to an already treated area.

#### Inspire Super Alone (No Tank Mix)

- Add  $\frac{1}{2}$ - $\frac{2}{3}$  of the required amount of water to the spray or mixing tank.
- With the agitator running, add Inspire Super to the tank.
- Continue agitation while adding the remainder of the water.

- Begin application of the spray solution after Inspire Super has completely dispersed into the mix water.
- Maintain agitation until all of the mixture has been sprayed. When using Inspire Super without any tank mixes, keep tank agitation to a minimum when spray volume exceeds 40 gal/A. If equipment does not accommodate this, add an adjuvant as indicated below in the Application instructions.

**Inspire Super + Tank Mixtures:** Inspire Super is usually compatible with tank-mix partners. To determine the physical compatibility of Inspire Super with other products, use a jar test. Using a quart jar, add the proportionate amounts of the products to 1 qt of water. Add wettable powders and water dispersible granular products first, then liquid flowables, and emulsifiable concentrates last. After thoroughly mixing, let stand for at least 5 minutes. If the combination remains mixed or can be remixed readily, it is physically compatible. Once compatibility has been proven, use the same procedure for adding required ingredients to the spray tank.

**Tank Mixtures:** All directions for use, crops/sites, use rates, dilution rates, precautions, and limitations which appear on the tank-mix product label must be observed. The label dosage for the tank-mix partner is not to be exceeded, and the most restrictive label precautions and limitations are to be followed.

### **Mixing in the Spray Tank**

- Add  $1/2$ - $2/3$  of the required amount of water to the spray or mixing tank.
- With the agitator running, add the tank-mix partner(s) into the tank in the same order as described above.
- Allow the material to completely dissolve and disperse into the mix water. Continue agitation while adding the remainder of the water and Inspire Super to the spray tank.
- Allow Inspire Super to completely disperse.
- Spray the mixture with the agitator running.
- Observe all directions for use, crops/sites, use rates, dilution ratios, precautions, and limitations which appear on the tank mix product label.
- Label dosage rate must not be exceeded, and the most restrictive label precautions and limitations must be followed.
- This product must not be mixed with any product which prohibits such mixing.
- It is the pesticide user's responsibility to ensure that all products are registered for the intended use. Read and follow the applicable restrictions and limitations and directions for use on all product labels involved in tank mixing. Users must follow the most restrictive directions for use and precautionary statements of each product in the tank mixture.

## **Application Instructions**

Inspire Super may be applied with all types of spray equipment commonly used for making ground and aerial applications. Proper adjustments and calibration of spraying equipment to give good canopy penetration and coverage is essential for good disease control.

**RECOMMENDATION:** When using greater than 40 gallons per acre, it is advised to add a tank-mix adjuvant unless prohibited by the Specific Use Restrictions for the listed crop, of either NIS (minimum of 0.1% total spray volume in tank) or oil such as crop oil or horticultural spray oil (minimum of 1% total spray volume in tank).

**OBSERVE THE FOLLOWING RESTRICTIONS WHEN SPRAYING IN THE VICINITY OF AQUATIC AREAS SUCH AS LAKES, RESERVOIRS, RIVERS, PERMANENT STREAMS, MARSHES OR NATURAL PONDS, ESTUARIES, AND COMMERCIAL FISH PONDS.**

- Do not apply within 75 ft of estuarine marine bodies of water such as lakes, reservoirs, rivers, permanent streams, natural ponds, marshes or estuaries.
- Shut off the sprayer when row ends.
- Do not cultivate within 10 ft of aquatic areas in order to allow a vegetative filter strip.
- Do not apply when weather conditions favor drift to aquatic areas. Do not apply when wind speeds exceed 15 mph at the application site.
- Do not apply during a temperature inversion. Mist or fog may indicate the presence of an inversion in humid areas.
- For perennial crops such as tree crops and grapes:
  - For all plantings within 150 ft of bodies of water as described above, spray crops from outside the planting away from the bodies of water.
  - Spray last three rows windward of aquatic areas using nozzles on one side only, with spray directed away from aquatic areas. Adjust or turn off top nozzles to prevent spray going over the tops of trees. Shut off nozzles on the side away from the grove/orchard when spraying the outside row. Shut off nozzles when turning at ends of row or passing tree gaps in the rows.

## **Ground Application**

- Apply in a minimum of 10 gallons of water per acre, unless specified otherwise.
- Do not apply through any ultra-low volume (ULV) spray system.
- Thorough coverage is necessary to provide good disease control.

## **Aerial Spray Directions**

Avoid applications under conditions when uniform coverage cannot be obtained or when excessive drift may occur.

### **Aerial Spray Restrictions**

Observe the following restrictions when spraying in the vicinity of aquatic areas such as lakes, reservoirs, rivers, permanent streams, marshes or natural ponds, estuaries and commercial fish ponds.

- Use only on crops where aerial applications are indicated.
- Do not apply by air within 150 ft of lakes, reservoirs, rivers, permanent streams, marshes or natural ponds, estuaries and commercial fish ponds.
- Do not apply when wind speeds exceed 15 mph at the application site. If the wind-speed is greater than 10 mph, the boom length must be 65% or less of the wing-span for fixed wing aircraft and 75% or less of the rotor diameter for helicopters. Otherwise, the boom length must be 75% or less of the wingspan for fixed-wing aircraft and 90% or less of the rotor diameter for helicopters.
- Release spray at the lowest height consistent with pest control and flight safety. Do not make applications more than 10 feet above the crop canopy.
- Do not apply when weather conditions favor drift to aquatic areas.
- Do not apply during a temperature inversion. Mist or fog may indicate the presence of an inversion in humid areas.

### **Aerial Spray Precautions**

Observe the following precautions when spraying in the vicinity of aquatic areas such as lakes, reservoirs, rivers, permanent streams, marshes or natural ponds, estuaries and commercial fish ponds.

- Use the largest droplet size consistent with good pest control.
- Formation of very small droplets may be minimized by appropriate nozzle selection, by orienting nozzles away from the air stream as much as possible, and by avoiding excessive spray boom pressure.
- Reduce risk of exposure to aquatic areas by avoiding applications when wind direction is toward the aquatic area.
- Low humidity and high temperatures increase the evaporation rate of spray droplets, and therefore the likelihood of increased spray drift to aquatic area. Do not spray during conditions of low humidity and/or high temperatures.

### **Application Through Irrigation Systems (Chemigation)**

- Use only on crops for which chemigation is specified on this label.
- Apply this product only through center pivot, solid set, hand move, or moving wheel irrigation systems. Do not apply this product through any other type of irrigation system.
- Crop injury, lack of effectiveness, or illegal pesticide residues in the crop can result from non-uniform distribution of treated water.
- Apply in 0.125-0.25 inches/A of water. Excessive water may reduce efficacy.

- If you have questions about calibration, you should contact State Extension Service specialists, equipment manufacturers, or other experts.
- Do not connect an irrigation system (including greenhouse systems) used for pesticide application to a public water system, unless the pesticide label-prescribed safety devices for public water systems are in place.
- A person knowledgeable of the chemigation system and responsible for its operation, or under the supervision of the responsible person, shall shut the system down and make necessary adjustments should the need arise.

**Note:** Do not inject Inspire Super at full strength or deterioration of valves and seals may occur. Use a dilution ratio of at least 10 parts water to 1 part Inspire Super. Inspire Super is corrosive to many seal materials. Leather seals are best. EPDM or silicone rubber seals can be used, but should be replaced once a year. Do not use Viton, Buna-N, Neoprene, or PVC seals.

### **Operating Instructions**

1. The system must contain a functional check-valve, vacuum relief valve, and low pressure drain appropriately located on the irrigation pipeline to prevent water-source contamination from backflow.
2. The pesticide injection pipeline must contain a functional, automatic, quick-closing check-valve to prevent the flow of fluid back toward the injection pump.
3. The pesticide injection pipeline must also contain a functional, normally closed, solenoid-operated valve located on the intake side of the injection pump and connected to the system interlock to prevent fluid from being withdrawn from the supply tank when the irrigation system is either automatically or manually shut down.
4. The system must contain functional interlocking controls to automatically shut off the pesticide injection pump when the water pump motor stops.
5. The irrigation line or water pump must include a functional pressure switch which will stop the water pump motor when the water pressure decreases to the point where pesticide distribution is adversely affected.
6. Systems must use a metering pump, such as a positive displacement injection pump (e.g., diaphragm pump), effectively designed and constructed of materials that are compatible with pesticides and capable of being fitted with a system interlock.
7. Do not apply when wind speed favors drift beyond the area intended.

## **Center Pivot Irrigation Equipment**

**Restrictions:** (1) Use only with drive systems which provide uniform water distribution. (2) Do not use end guns when chemigating Inspire Super through center pivot systems because of non-uniform application.

- Determine the size of the area to be treated.
- Determine the time required to apply  $1/8$ - $1/2$  inch of water over the area to be treated when the system and injection equipment are operated at normal pressures as recommended by the equipment manufacturer. When applying Inspire Super through irrigation equipment use the lowest obtainable water volume while maintaining uniform distribution. Run the system at 80-95% of the manufacturer's rated capacity.
- Using water, determine the injection pump output when operated at normal line pressure.
- Determine the amount of Inspire Super required to treat the area covered by the irrigation system.
- Add the required amount of Inspire Super and sufficient water to meet the injection time requirements to the solution tank.
- Make sure the system is fully charged with water before starting injection of the Inspire Super solution. Time the injection to last at least as long as it takes to bring the system to full pressure.
- Maintain constant solution tank agitation during the injection period.
- Continue to operate the system until the Inspire Super solution has cleared the sprinkler head.

## **Solid Set, Hand Move, and Moving Wheel Irrigation Equipment**

- Determine the acreage covered by the sprinklers.
- Fill injector solution tank with water and adjust flow rate to use the contents over a 20 to 30-minute interval. When applying Inspire Super through irrigation equipment use the lowest obtainable water volume while maintaining uniform distribution.
- Determine the amount of Inspire Super required to treat the area covered by the irrigation system.
- Add the required amount of Inspire Super into the same quantity of water used to calibrate the injection period.
- Operate the system at the same pressure and time interval established during the calibration.
- Stop injection equipment after treatment is completed. Continue to operate the system until the Inspire Super solution has cleared the last sprinkler head.

## SPECIFIC INSTRUCTIONS FOR PUBLIC WATER SYSTEMS

1. Public water system means a system for the provision to the public of piped water for human consumption if such system has at least 15 service connections or regularly serves an average of at least 25 individuals daily at least 60 days out of the year.
2. Chemigation systems connected to public water systems must contain a functional, reduced-pressure zone, back-flow preventer (RPZ) or the functional equivalent in the water supply line upstream from the point of pesticide introduction. As an option to the RPZ, the water from the public water system should be discharged into a reservoir tank prior to pesticide introduction. There shall be a complete physical break (air gap) between the outlet end of the fill pipe and the top or overflow rim of the reservoir tank of at least twice the inside diameter of the fill pipe.
3. The pesticide injection pipeline must contain a functional, automatic, quick-closing check valve to prevent the flow of fluid back toward the injection pump.
4. The pesticide injection pipeline must contain a functional, normally closed, solenoid-operated valve located on the intake side of the injection pump and connected to the system interlock to prevent fluid from being withdrawn from the supply tank when the irrigation system is either automatically or manually shut down.
5. The system must contain functional interlocking controls to automatically shut off the pesticide injection pump when the water pump motor stops, or in cases where there is no water pump, when the water pressure decreases to the point where pesticide distribution is adversely affected.
6. Systems must use a metering pump, such as a positive displacement injection pump (e.g., diaphragm pump) effectively designed and constructed of materials that are compatible with pesticides and capable of being fitted with a system interlock.
7. Do not apply when wind speed favors drift beyond the area intended for treatment.

## SPECIFIC DIRECTIONS FOR USE

Crop	Diseases	Product Rate fl oz/Acre	Remarks
Almonds	Alternaria Leaf Spot <i>(A. alternata)</i> Anthracnose <i>(Colletotrichum acutatum)</i> Blossom Blight <i>(Monilinia spp.)</i> Green Fruit Rot <i>(Botrytis cinerea)</i> Leaf Blight <i>(Seimatosporium lichenicola)</i> Leaf Rust <i>(Tranzschelia discolor)</i> Scab <i>(Cladosporium carpophila)</i> Shot Hole <i>(Wilsonmyces carpophilus)</i>	16 - 20	For blossom blight, apply 16-20 fl oz of Inspire Super during the bloom period.  For Alternaria leaf spot and scab, begin applications prior to disease onset when conditions are conducive for disease. If monitoring or history indicates the presence of Alternaria, apply the higher specified rate of 20 fl oz/A of Inspire Super in the late spring (mid-April to beginning of May) and then repeat the treatment 2-3 weeks later.  For all other diseases, use 16-20 fl oz/A. Begin applications prior to disease onset when conditions are conducive for disease. Apply Inspire Super on a 14- to 21-day schedule.  Make no more than 2 sequential applications before alternating to another fungicide with a different mode of action.  If disease pressure is high, use the shortest interval and highest specified rate.

**Application:** For best results, sufficient water volume must be used to provide thorough coverage. Use a minimum of 50 gal/A of water for ground applications. Use a minimum of 10 gal/A of water for aerial applications. Use ground application for best results.

### Specific Use Restrictions:

- 1) Make no more than two applications by air per year.
- 2) Do not apply more than 80 fl oz/A (1.3 lb ai cyprodinil/A) of Inspire Super per year.
- 3) Do not apply more than 0.46 lb ai/A/year per crop of difenoconazole-containing products.
- 4) Do not apply more than 1.4 lb ai/A/year of cyprodinil-containing products for almonds.
- 5) Minimum retreatment interval: 14 days
- 6) Do not apply within 60 days of harvest (60-day PHI).

*continued...*



Crop	Target Diseases	Product Rate fl oz/Acre	Remarks
Artichoke, Globe	Ramularia Leaf Spot Ramularia Bud Spot ( <i>R. cynarae</i> )	20	Begin applications prior to disease onset when conditions are conducive for disease. Apply Inspire Super on a 14-day schedule making no more than 2 sequential applications before alternating to another fungicide with a different mode of action.

**Application:** For best results, sufficient water volume must be used to provide thorough coverage. Inspire Super can be applied by ground, chemigation, or aerial application. For ground applications, apply in 50-200 gallons of water per acre to obtain coverage without excessive runoff. For aerial applications, use a minimum of 10 gal/A of water. For chemigation, apply in 0.1-0.25 inches/A of water. Chemigation with excessive water may lead to a decrease in efficacy.

**Specific Use Restrictions:**

- 1) Do not apply more than 80 fl oz/A of Inspire Super per year.
- 2) Do not apply more than 0.46 lb ai/A/year of difenoconazole-containing products.
- 3) Do not apply more than 1.3 lb ai/A/year of cyprodinil-containing products.
- 4) Do not apply Inspire Super within 3 days of harvest (3-day PHI).
- 5) Do not apply more than a maximum total of 4 applications (air plus ground plus chemigation) per year.

Crop	Target Diseases	Product Rate fl oz/Acre	Remarks
<b>Bean, Dried*</b> To be grown for bean, dried seed only. Phaseolus Vigna Lupinus See specific directions for chickpeas	Anthracnose <i>(Colletotrichum lindemuthianum)</i> Alternaria leaf spot <i>(A. alternata)</i> Alternaria blight <i>(Alternaria spp.)</i> Ascochyta leaf and pod spot <i>(Ascochyta spp.)</i> Ascochyta blight <i>(Mycosphaerella pinodes)</i> Cercospora leaf spot <i>(Cercospora cruenta)</i> Gray mold <i>(Botrytis cinerea)</i>	16 - 20	Begin applications prior to disease onset when conditions are conducive for disease. Apply Inspire Super on a 14-day schedule making no more than 2 sequential applications before alternating to another fungicide with a different mode of action.  If disease pressure is high, use the highest specified rate.

**\*Complete List of Bean:** Dried cultivars of bean (Lupinus); bean (Phaseolus) (includes field bean, kidney bean, lima bean, navy bean, pinto bean, tepary bean); bean (Vigna) (includes adzuki bean, blackeyed pea, catjang, crowder pea, moth bean, mung bean, rice bean, southern pea, urd bean); broad bean; lablab bean.

**Application:** For best results, sufficient water volume must be used to provide thorough coverage. Inspire Super can be applied by ground, chemigation, or aerial application. Use a minimum of 15 gal/A of water for ground applications. For aerial applications, use a minimum of 10 gal/A of water. For chemigation, apply in 0.1-0.25 inches/A of water. Chemigation with excessive water may lead to a decrease in efficacy.

**Specific Use Restrictions:**

- 1) Do not apply more than 80 fl oz of Inspire Super per acre per year.
- 2) Do not apply more than 0.46 lb ai/A/year of difenoconazole-containing products.
- 3) Do not apply more than 1.3 lb ai/A/year of cyprodinil-containing products.
- 4) Do not apply Inspire Super within 14 days of harvest (14-day PHI)

continued...

Crop	Target Diseases	Product Rate fl oz/Acre	Remarks
<b>Berry</b> <b>Bushberry Sub-</b> <b>group 13-07B*</b>  <b>Blueberry</b>	Powdery mildew <i>(Microsphaera alni)</i> Anthracnose <i>(Colletotrichum spp.)</i> Septoria leaf spot <i>(S. albopunctata)</i> Alternaria leaf spot <i>(A. tenuissima)</i> Leaf rust <i>(Pucciniastrum vaccinii)</i> Monilinia blight and Mummyberry blight <i>(M. vaccinii- corymbosis)</i>	16 - 20	Begin applications prior to disease onset when conditions are conducive for disease.  For Monilinia and mummyberry, apply at or near flower bud swell and again at leaf bud swelling.  For other diseases, apply during early bloom.  Apply Inspire Super on a 7- to 14-day schedule making no more than 2 sequential applications before alternating to another fungicide with a different mode of action.  If disease pressure is high, use the shortest interval and highest specified rate.

**\*Complete List of Bushberry Subgroup:** Aronia berry; blueberry, highbush; buffalo currant; Chilean guava; cranberry, highbush; currant, black; currant, red; elderberry; European barberry; gooseberry; honeysuckle, edible; huckleberry; jostaberry; Juneberry (Saskatoon berry); lingonberry; native currant; salal; sea buckthorn; cultivars, varieties, and/or hybrids of these.

**Application:** For best results, sufficient water volume must be used to provide thorough coverage. Inspire Super can be applied by ground or aerial application. Use a minimum of 15 gal/A of water for ground applications. For aerial applications, use a minimum of 10 gal/A of water.

**Specific Use Restrictions:**

- 1) Do not apply more than 80 fl oz/A of Inspire Super per year.
- 2) Do not apply more the 1.3 lb ai/A/year of cyprodinil-containing products.
- 3) Do not apply more than 0.46 lb ai/A/year of difenoconazole-containing products.
- 4) Do not apply Inspire Super within 7 days of harvest (7-day PHI).

Crop	Diseases	Product Rate fl oz/Acre	Remarks
<b>Berry, Low Growing Subgroup 13-07G (except Cranberry)*</b> Strawberry Including all cultivars and/or hybrids of these.	Anthracnose <i>(Colletotrichum spp.)</i> Gray Mold <i>(Botrytis cinerea)</i> Leaf Spot <i>(Cercospora fragariae)</i> Powdery Mildew <i>(Sphaerotheca macularis)</i>	16 - 20	Begin applications prior to disease onset when conditions are conducive for disease. Apply Inspire Super on a 7- to 14-day schedule making no more than 2 sequential applications before alternating to another fungicide with a different mode of action.  If disease pressure is high, use the shortest interval and highest specified rate.

**\*Complete List of Low Growing Berries:** Bearberry; Bilberry; Blueberry, lowbush; Cloudberry; Lingonberry; Muntries; Partridgeberry; Strawberry; cultivars, varieties, and/or hybrids of these.

**Application:** Application may be made by ground, air, or chemigation. For best results, use sufficient water volume to provide thorough coverage. Use a minimum of 10 gal/A spray volume by air. Use a minimum of 15 gal/A of water for ground applications. If using more than 40 gal/A of water, refer to Application Instructions under MIXING AND APPLICATION METHODS. For chemigation, apply in 0.1-0.25 inches/A of water. Chemigation with excessive water may lead to a decrease in efficacy.

**Specific Use Restrictions:**

- 1) Make no more than two applications by air.
- 2) Do not apply more than 80 fl oz/A of Inspire Super per year.
- 3) Do not apply more than 0.46 lb ai/A of difenoconazole-containing products per year.
- 4) Do not apply more than 1.3 lb ai/A of cyprodinil-containing products per year.
- 5) May be applied the day of harvest (0-day PHI).

*continued...*

Crop	Diseases	Product Rate fl oz/Acre	Remarks
<b>Brassica (Cole) Leafy Vegetables Group 5*</b>  Broccoli Brussels sprouts Cabbage Cauliflower Collards Kale Mustard greens Turnip greens  Including all cultivars and/or hybrids of these.	Alternaria Diseases <i>(Alternaria spp.)</i> Anthracnose <i>(Colletotrichum higginsianum)</i> Cercospora Leaf Spot <i>(C. brassicola)</i> Gray Mold <i>(Botrytis cinerea)</i> Powdery Mildew <i>(Erysiphe polygoni)</i>	16 - 20	Begin applications prior to disease onset when conditions are conducive for disease. Apply Inspire Super on a 7- to 10-day schedule making no more than 2 sequential applications before alternating to another fungicide with a different mode of action.  If disease pressure is high, use the shortest interval and highest specified rate.

**\*Complete List of Brassica Leafy Vegetables:** Broccoli; broccoli, Chinese (gai lon); broccoli raab (rapini); Brussels sprouts; cabbage; cabbage, Chinese (bok choy); cabbage, Chinese (napa); cabbage, Chinese mustard (gai choy); cauliflower; cavalo broccolo; collards; kale; kohlrabi; mizuna; mustard greens; mustard spinach; rape greens; turnip greens.

**Application:** Application may be by ground, air, or chemigation. For best results, sufficient water volume must be used to provide thorough coverage. Use a minimum of 10 gal/A spray volume by air. Use a minimum of 15 gal/A of water for ground applications. If using more than 40 gal/A of water, refer to Application Instructions under MIXING AND APPLICATION METHODS. For chemigation, apply in 0.1-0.25 inches/A of water. Chemigation with excessive water may lead to a decrease in efficacy.

**Specific Use Restrictions:**

- 1) Make no more than two applications by air.
- 2) Do not apply more than 80 fl oz/A of Inspire Super per year.
- 3) Do not apply more than 0.46 lb ai/A/year of difenoconazole-containing products.
- 4) Do not apply more than 1.3 lb ai/A/year of cyprodinil-containing products.
- 5) Do not apply within 7 days of harvest (7-day PHI).

Crop	Diseases	Product Rate fl oz/Acre	Remarks
<b>Bulb Vegetables*</b> Onion, bulb, subgroup 3-07A Onion, bulb Garlic Shallot  Onion, green, subgroup 3-07B Onion, green Leek Welch onion tops	Botrytis Leaf Blight ( <i>B. squamosa</i> ) Cercospora Leaf Spot ( <i>C. duddiae</i> ) Leaf Blotch ( <i>Cladosporium allii-cepae</i> ) Powdery Mildew ( <i>Leveillula taurica</i> ) Purple Blotch ( <i>Alternaria porri</i> ) Stemphyllium Leaf Blight ( <i>S. vesicarium</i> )  Suppression: Black Mold ( <i>Aspergillus niger</i> )	16 - 20	Begin applications prior to disease onset when conditions are conducive for disease. Apply Inspire Super on a 7- to 10-day schedule making no more than 2 sequential applications before alternating to another fungicide with a different mode of action.  If disease pressure is high, use the shortest interval and highest specified rate.

**\*Bulb onion subgroup 3-07A:** Daylily, bulb; fritillaria, bulb; garlic, bulb; garlic, great-headed, bulb; garlic, serpent, bulb; lily, bulb; onion, bulb; onion, Chinese, bulb; onion, pearl; onion, potato, bulb; shallot, bulb; cultivars, varieties, and/or hybrids of these.

**Green onion subgroup 3-07B:** Chive, fresh leaves; chive, Chinese, fresh leaves; elegans hosta; fritillaria, leaves; kurrat; lady's leek; leek; leek, wild; onion, Beltsville bunching; onion, fresh; onion, green; onion, macrostem; onion, tree, tops; onion, Welsh, tops; shallot, fresh leaves; cultivars, varieties, and/or hybrids of these.

**Application:** Application may be by ground, air, or chemigation. For best results, sufficient water volume must be used to provide thorough coverage. Use a minimum of 5 gal/A spray volume by air. Use a minimum of 15 gal/A of water for ground applications. If using more than 40 gal/A of water, refer to Application Instructions under MIXING AND APPLICATION METHODS. For chemigation, apply in 0.1-0.25 inches/A of water. Chemigation with excessive water may lead to a decrease in efficacy.

**Specific Use Restrictions:**

- 1) Make no more than two applications by air.
- 2) For green onions, do not apply more than 60 fl oz/A of Inspire Super per year.
- 3) For dry bulb onions, do not apply more than 80 fl oz/A of Inspire Super per year.
- 4) For green onions, do not apply more than 0.34 lb ai/A/year of difenoconazole-containing products.
- 5) For dry bulb onions, do not apply more than 0.46 lb ai/A/year of difenoconazole-containing products.
- 6) Do not apply more than 1.3 lb ai/A/year of cyprodinil-containing products.
- 7) For bulb onions, do not apply within 7 days of harvest (7-day PHI).
- 8) For green onions, do not apply within 14 days of harvest (14-day PHI).

continued...

Crop	Diseases	Product Rate fl oz/Acre	Remarks
Carrots	Alternaria Leaf Blight <i>(Alternaria dauci)</i> Cercospora Leaf Spot <i>(Cercospora carotae)</i> Powdery Mildew <i>(Erysiphe spp.)</i>	16 - 20	Begin applications prior to disease onset when conditions are conducive for disease. Apply Inspire Super on a 7- to 10-day schedule making no more than 2 sequential applications before alternating to another fungicide with a different mode of action.  If disease pressure is high, use the shortest interval and highest specified rate.

**Application:** Application may be by ground, air, or chemigation. For best results, sufficient water volume must be used to provide thorough coverage. Use a minimum of 5 gal/A spray volume by air. Use a minimum of 15 gal/A of water for ground applications. If using more than 40 gal/A of water, refer to Application Instructions under MIXING AND APPLICATION METHODS. For chemigation, apply in 0.1-0.25 inches/A of water. Chemigation with excessive water may lead to a decrease in efficacy.

**Specific Use Restrictions:**

- 1) Make no more than two applications by air.
- 2) Do not apply more than 80 fl oz/A of Inspire Super per year.
- 3) Do not apply more than 0.46 lb ai/A of difenoconazole-containing products per year.
- 4) Do not apply more than 1.3 lb ai/A of cyprodinil-containing products per year.
- 5) Do not allow cattle or other livestock to feed upon the leaves of carrots.
- 6) Do not apply within 7 days of harvest (7-day PHI).

Crop	Diseases	Product Rate fl oz/Acre	Remarks
Chickpea	Alternaria Blight ( <i>A. alternata</i> ) Ascochyta Blight ( <i>A. rabiei</i> ) Gray Mold ( <i>Botrytis cinerea</i> ) Powdery Mildew ( <i>Leveillula taurica</i> )	16 - 20	Begin applications prior to disease onset when conditions are conducive for disease. Apply Inspire Super on a 14-day schedule making no more than 2 sequential applications before alternating to another fungicide with a different mode of action.  If disease pressure is high, use the highest specified rate.

**Application:** Application may be by ground, air, or chemigation. For best results, sufficient water volume must be used to provide thorough coverage. Use a minimum of 5 gal/A spray volume by air. Use a minimum of 15 gal/A of water for ground applications. If using more than 40 gal/A of water, refer to Application Instructions under MIXING AND APPLICATION METHODS. For chemigation, apply in 0.1-0.25 inches/A of water. Chemigation with excessive water may lead to a decrease in efficacy.

**Specific Use Restrictions:**

- 1) Make no more than two applications by air.
- 2) Do not apply more than 80 fl oz/A of Inspire Super per year.
- 3) Do not apply more than 0.46 lb ai/A of difenoconazole-containing products per year.
- 4) Do not apply more than 1.3 lb ai/A of cyprodinil-containing products per year.
- 5) Do not apply within 14 days of harvest (14-day PHI).

*continued...*





**Specific Use Restrictions:**

- 1) Make no more than two applications by air.
- 2) Greenhouse use is only for cucumber.
  - Do not apply more than 80 fl oz/A of Inspire Super per season for greenhouse use.
  - Do not apply more than 0.46 lb ai/A/season of difenoconazole-containing products.
  - Do not apply more than 1.3 lb ai/A/season of cyprodinil-containing products.
- 3) Field Use:
  - Do not apply more than 80 fl oz/A of Inspire Super per year.
  - Do not apply more than 0.46 lb ai/A/year of difenoconazole-containing products.
  - Do not apply more than 1.3 lb ai/A/year of cyprodinil-containing products.
- 4) Do not apply within 7 days of harvest (7-day PHI).

Crop	Diseases	Product Rate fl oz/Acre	Remarks
Filberts (Hazelnuts)	Eastern Filbert Blight ( <i>Anisogramma anomala</i> )	16 - 20	Begin applications prior to disease onset when conditions are conducive for disease. Apply Inspire Super on a 14- to 21-day schedule making no more than 2 sequential applications before alternating to another fungicide with a different mode of action.  If disease pressure is high, use the shortest interval and highest specified rate.
<b>Application:</b> Application may be made by ground or air. For best results, sufficient water volume must be used to provide thorough coverage. Use a minimum of 50 gal/A for ground applications. Use a minimum of 10 gal/A for aerial application. Use ground application for best results.			

**Specific Use Restrictions:**

- 1) Make no more than two applications by air.
- 2) Do not apply more than 80 fl oz/A/year of Inspire Super.
- 3) Do not apply more than 0.46 lb ai/A/year of difenoconazole-containing products.
- 4) Do not apply more than 1.3 lb ai/A/year of cyprodinil-containing products.
- 5) Do not apply within 14 days of harvest (14-day PHI).
- 6) Do not apply more than 5 applications per year (air plus ground) or no more than 80 fl oz/A/year.

continued...

Crop	Diseases	Product Rate fl oz/Acre	Remarks
<b>Fruiting Vegetable Crop Group 8-10*</b>  Eggplant Groundcherry Pepino Pepper (includes bell pepper, chili pepper, cooking pepper, pimento, sweet pepper)  Tomatillo  Tomatoes	Anthracnose ( <i>Colletotrichum</i> spp.) Black Mold ( <i>A. alternata</i> ) Early Blight ( <i>Alternaria solani</i> ) Gray Leaf Spot ( <i>Stemphylium botryosum</i> ) Gray Mold ( <i>Botrytis cinerea</i> ) Powdery Mildew ( <i>Leveillula taurica</i> ) Septoria Leaf Spot ( <i>S. lycopersici</i> ) Target Spot ( <i>Corynespora cassicola</i> ) Leaf Mold ( <i>Fulvia fulva</i> )	16 - 20	Begin applications prior to disease development and continue throughout the season on a 7- to 10-day interval. Make no more than 2 consecutive applications before switching to another effective fungicide with a different mode of action.  If disease pressure is high, use the shortest interval and highest specified rate.  The addition of a spreading/penetrating type adjuvant may enhance efficacy.

**\*Fruiting Vegetables:** African eggplant; bush tomato; bell pepper; cocona; currant tomato; eggplant; garden huckleberry; goji berry; groundcherry; martynia; naranjilla; okra; pea eggplant; pepino; pepper, bell; pepper, nonbell; roselle; scarlet eggplant; sunberry; tomatillo; tomato; tree tomato; cultivars, varieties, and/or hybrids of these.

**Application:** Application may be made by ground, air, or chemigation. Use a minimum of 30 gal/A of water for ground application. If using more than 40 gal/A of water, refer to Application Instructions under MIXING AND APPLICATION METHODS. Use a minimum of 10 gal/A spray volume by air. For chemigation, apply in 0.1-0.25 inches/A of water. Chemigation with excessive water may lead to a decrease in efficacy.

**Specific Use Restrictions:**

- 1) Make no more than two applications by air.
- 2) Do not apply more than 80 fl oz/A/year of Inspire Super.
- 3) Do not apply more than 0.46 lb ai/A/year of difenoconazole-containing products.
- 4) Do not apply more than 1.3 lb ai/A/year of cyprodinil-containing products.
- 5) May be applied the day of harvest (0-day PHI).

Crop	Diseases	Product Rate fl oz/Acre	Remarks
<p><b>Grapes</b> (except Concord, Concord Seedless, and Thomcord. See <b>Precaution</b> under <b>Remarks</b>) <b>(Fruit, small, vine climbing, except fuzzy kiwifruit – subgroup 13-07F)</b> See additional crops in this subgroup below.</p>	<p>Powdery Mildew (<i>Uncinula necator</i>) Botrytis Bunch Rot and Blight (<i>B. cinerea</i>) Alternaria Rot (<i>A. alternata</i>) Rotbrenner (<i>Pseudopezizicola tracheiphila</i>) Septoria Leaf Spot (<i>S. ampelina</i>) Black Rot (<i>Guignardia bidwellii</i>) Angular Leaf Spot (<i>Mycosphaera angulata</i>) Anthracnose (<i>Elsinoe ampelina</i>) Leaf Blight (<i>Pseudocercospora vitis</i>)</p>	<p>16 - 20</p>	<p>For powdery mildew, begin at bud break and apply on a 10- to 21-day interval, making no more than 2 sequential applications before alternating to a fungicide with a different mode of action.</p> <p>For all other diseases, begin applications prior to disease onset when conditions are conducive for disease. Apply Inspire Super on a 10-21 day schedule making no more than 2 sequential applications before alternating to another fungicide with a different mode of action.</p> <p>For black rot - begin when shoot length is 1-3 inches and continue on a 10-day interval.</p> <p>If disease pressure is high, use the shortest interval and highest specified rate.</p> <p><b>PRECAUTION: On <i>V. labrusca</i>, <i>V. labrusca</i> hybrids and other non-vinifera hybrids where sensitivity is not known, the use of Inspire Super by itself or in tank mixtures with materials that may increase uptake (adjuvants, foliar fertilizers) may result in leaf burning or other phytotoxic effects.</b></p>

**Application:** Application may be made by ground or air. For best results, sufficient water volume must be used to provide thorough coverage. Use a minimum of 30 gal/A of water for ground applications. If using more than 40 gal/A of water, refer to Application Instructions under MIXING AND APPLICATION METHODS. Use a minimum of 20 gal/A for aerial applications. Use ground application for best results.

**Complete list of small fruit vine climbing, except fuzzy kiwifruit, subgroup 13-07F:** Amur river grape; gooseberry; grape; kiwifruit, hardy; maypop; schisandra berry; cultivars, varieties, and/or hybrids of these

**Specific Use Restrictions:**

- 1) Make no more than two applications by air.
- 2) Do not apply more than 80 fl oz/A (1.3 lb ai cyprodinil/A) of Inspire Super per year.
- 3) Do not apply more than 0.46 lb ai/A per year of difenoconazole-containing products.
- 4) Do not apply more than 1.4 lb ai/A per year of cyprodinil-containing products for grapes.
- 5) Do not apply within 14 days of harvest (14-day PHI).

continued...

Crop	Diseases	Product Rate fl oz/Acre	Remarks
Pecans	Downy Spot ( <i>Mycosphaerella caryigena</i> ) Pecan Scab ( <i>Cladosporium caryigenum</i> ) Powdery Mildew ( <i>Microsphaera penicillata</i> )	16 - 20	Begin applications prior to disease onset when conditions are conducive for disease. Apply Inspire Super on a 14- to 21-day schedule, making no more than 2 sequential applications before alternating to another fungicide with a different mode of action.  If disease pressure is high, use the shortest interval and highest specified rate.
<b>Application:</b> Application may be made by ground or air. For best results, sufficient water volume must be used to provide thorough coverage. Use a minimum of 50 gal/A for ground applications. Use a minimum of 10 gal/A for aerial application. Use ground application for best results.			

**Specific Use Restrictions:**

- 1) Make no more than two applications by air.
- 2) Do not apply more than 80 fl oz/A/year of Inspire Super.
- 3) Do not apply more than 0.46 lb ai/A/year of difenoconazole-containing products.
- 4) Do not apply more than 1.3 lb ai/A/year of cyprodinil-containing products.
- 5) Do not apply within 14 days of harvest (14-day PHI).
- 6) Do not apply more than 5 applications per year (air plus ground) or no more than 80 fl oz/A/year.

Crop	Diseases	Product Rate fl oz/Acre	Remarks
Pistachios	Alternaria Late Blight <i>(Alternaria spp.)</i> Botrytis <i>(Botrytis spp.)</i> Panicle and Shoot Blight <i>(Botryosphaeria dothidea)</i>	16 - 20	Begin applications prior to disease onset when conditions are conducive for disease. Apply Inspire Super on a 14- to 21-day schedule making no more than 2 sequential applications before alternating to another fungicide with a different mode of action.  If disease pressure is high, use the shortest interval and highest specified rate.
<p><b>Application:</b> Application may be made by ground or air. For best results, sufficient water volume must be used to provide thorough coverage. Use a minimum of 50 gal/A of water for ground applications. Use a minimum of 10 gal/A for aerial application. Use ground application for best results.</p>			
<p><b>Specific Use Restrictions:</b></p> <ol style="list-style-type: none"> <li>1) Make no more than two applications by air.</li> <li>2) Do not apply more than 80 fl oz/A of Inspire Super per year.</li> <li>3) Do not apply more than 0.46 lb ai/A per year of difenoconazole-containing products.</li> <li>4) Do not apply more than 1.3 lb ai/A per year of cyprodinil-containing products.</li> <li>5) Do not apply within 14 days of harvest (14-day PHI).</li> </ol>			

*continued...*

Crop	Diseases	Product Rate fl oz/Acre	Remarks
<p><b>Pome Fruit Crop Group 11-10*</b></p> <p>Apple Crabapple Loquat Mayhaw Pear Pear, Oriental Quince</p>	<p>Alternaria Blotch (<i>Alternaria</i> spp.) Brooks Fruit Spot (<i>Mycosphaerella pomii</i>) Cedar Apple Rust (<i>Gymnosporangium juniperi-virginianae</i>) Flyspeck (<i>Zygothia jamaicensis</i> (Formerly known as <i>Schizothyrium pomii</i>) Powdery Mildew (<i>Podosphaera leucotricha</i>) Quince Rust (<i>Gymnosporangium</i> spp.) Scab (<i>Venturia</i> spp.) Sooty Blotch (<i>Gloeodes pomigena</i>)</p>	<p>12</p>	<p><b>Apple Scab - Protective Spray Schedule:</b> Apply every 7-10 days starting at <math>1/4</math>-<math>1/2</math> inch green tip or when environmental conditions become conducive for scab. Continue through petal fall until the threat of primary scab is complete. For improved fruit scab control, combine Inspire Super with a protectant fungicide registered to control apple scab beginning at bloom.</p> <p><b>Apple Scab - Curative Spray Schedule:</b> Use a forecasting system beginning at green tip. Apply within 48 hours of the onset of an infection period. Apply a follow-up spray within 7 days. For improved fruit scab control, combine Inspire Super with a protectant fungicide registered to control apple scab beginning at bloom.</p> <p><b>Powdery Mildew:</b> Begin applications at tight cluster, and continue on a 7- to 10-day schedule. Follow Inspire Super with other fungicides as needed.</p> <p><b>Cedar-Apple Rust, Quince Rust, and Brooks Fruit Spot:</b> Begin applications preventively. Apply Inspire Super alone or in combination with a protectant fungicide on a 7- to 10-day schedule through the second cover spray.</p> <p><b>Sooty Blotch, Flyspeck:</b> Begin applications preventively. Apply Inspire Super alone or in combination with a protectant fungicide on a 7- to 14-day schedule. <b>NOTE:</b> Follow preharvest restrictions below.</p> <p>If disease pressure is high, use the shortest interval.</p>

**\*Pome Fruit Subgroup:** Apple; azarole; crabapple; loquat; mayhaw; medlar; pear; pear, Asian; quince; quince, Chinese; quince, Japanese; tejocote; cultivars, varieties, and/or hybrids of these.

**Resistance Management:** To help prevent resistance, make no more than 2 consecutive applications with Inspire Super before alternating to a different mode of action (non-Group 3 and non-Group 9).

**Application:** For best results, sufficient water volume must be used to provide thorough coverage. Inspire Super can be applied by either ground or aerial application. Use a minimum of 50 gal/A of water for ground applications. Refer to Application Instructions under MIXING AND APPLICATION METHODS. Use a minimum of 10 gal/A for aerial applications. Use ground application for best results.

**Specific Use Restrictions:**

- 1) Make no more than two applications by air.
- 2) Do not apply more than 60 fl oz/A/year of Inspire Super.
- 3) Do not apply more than 0.33 lb ai/A/year of difenoconazole-containing products.
- 4) Do not apply more than 1.25 lb ai/A/year of cyprodinil-containing products.
- 5) Do not apply within 14 days of harvest (14-day PHI).

*continued...*



Crop	Diseases	Product Rate fl oz/Acre	Remarks
<p><b>Stone Fruit Crop Group 12-12*, Except Sweet Cherry</b></p> <p>Apricots Cherries, Tart Nectarines Peaches Plums Plumcot Prunes</p> <p>And cultivars and/or hybrids of these.</p>	<p>Alternaria Spot and Fruit Rot (<i>A. alternata</i>) Anthracnose (<i>Colletotrichum</i> spp.) Brown Rot Blossom Blight and Fruit Rot <i>Monilinia fructicola</i>, <i>M. laxa</i>) Leaf Rust (<i>Tranzschelia discolor</i>) Powdery Mildew (<i>Sphaerotheca pannosa</i>, <i>Podosphaera clandestina</i>) Scab (<i>Cladosporium carpophilum</i>) Shot Hole (<i>Wilsonomyces carpophilus</i>)</p>	<p>16 - 20</p>	<p>For brown rot blossom blight, begin applications at early bloom and make a second application at full bloom. For brown rot on fruit, apply as needed a maximum of two sprays during the preharvest period up to the day of harvest (minimum of a 7-day retreatment interval). If high inoculum and severe disease conditions persist, apply a registered non-Group 3 fungicide.</p> <p>If disease pressure is high, use the highest specified rate.</p>
<p><b>*Stone Fruit Crop Group:</b> Apricot; apricot, Japanese; capulin; cherry, black; cherry, Nanking; cherry, tart; Jujube, Chinese; nectarine; peach; plum; plum, American; plum, beach; plum, Canada; plum, cherry; plum, Chickasaw; plum, Damson; plum, Japanese; plum, Klamath; plum, prune; plumcot; sloe; cultivars, varieties, and/or hybrids of these</p>			
<p><b>Application:</b> Application may be by ground or air. For best results, sufficient water volume must be used to provide thorough coverage. Use a minimum of 10 gal/A spray volume by air. Use a minimum of 50 gal/A of water for ground applications. Refer to Application Instructions under MIXING AND APPLICATION METHODS.</p>			
<p><b>Specific Use Restrictions:</b></p> <ol style="list-style-type: none"> <li>1) Make no more than two applications by air.</li> <li>2) Do not apply more than 80 fl oz/A (1.3 lb ai cyprodinil/A) of Inspire Super per year.</li> <li>3) Do not apply more than 0.46 lb ai/A/year of difenoconazole-containing products.</li> <li>4) Do not apply more than 1.4 lb ai/A/year of cyprodinil-containing products for Stone Fruit crop group 12-12.</li> <li>5) Do not apply within 2 days of harvest (2-day PHI).</li> <li>6) Do not apply more than a maximum total of 4 applications (air plus ground) per year.</li> <li>7) Do not use on sweet cherries.</li> </ol>			

Crop	Diseases	Product Rate fl oz/Acre	Remarks
<p><b>Tree Nuts Crop Group 14-12*</b> (except almond, filbert, pecan, pistachio)</p> <p>Beech Nut Brazil Nut Butternut Cashew Chestnut Chinquapin Hickory Macadamia Walnut, Black Walnut, English</p> <p>(See specific use direction sections for</p>	<p>Anthracnose (<i>Colletotrichum</i> spp.) Canker (<i>Botryosphaeria</i> spp.) Downy Spot (<i>Mycosphaerella caryigena</i>) Leaf Spots (<i>Septoria</i> spp.) (<i>Cercospora</i> spp.) Pecan Scab (<i>Cladosporium caryigenum</i>) Powdery Mildew</p>	<p>16 - 20</p>	<p>Begin applications prior to disease onset when conditions are conducive for disease. Apply Inspire Super on a 14- to 21-day schedule making no more than 2 sequential applications before alternating to another fungicide with a different mode of action.</p> <p>If disease pressure is high, use the shortest interval and highest specified rate.</p>
<p><b>Almonds Filberts Pecans Pistachios)</b></p>	<p><b>Application:</b> Application may be made by ground or air. For best results, sufficient water volume must be used to provide thorough coverage. Use a minimum of 50 gal/A for ground applications. Use a minimum of 10 gal/A of water for aerial application. Use ground application for best results.</p>		
<p><b>*Complete List of Tree Nuts Crop Group:</b> African nut-tree; beechnut; Brazil nut; Brazilian pine; bunya; bur oak; butternut; Cajou nut; candlenut; cashew; chestnut; chinquapin; coconut; coquito nut; dika nut; ginkgo; Guiana chestnut; heartnut; hickory nut; Japanese horse-chestnut; macadamia nut; mongongo nut; monkey-pot; monkey puzzle nut; Okari nut; Pachira nut; peach palm nut; pequi; Pili nut; pine nut; Sapucaia nut; tropical almond; walnut, black; walnut, English; yellowhorn; cultivars, varieties, and/or hybrids of these</p>			
<p><b>Specific Use Restrictions:</b></p> <ol style="list-style-type: none"> <li>1) Make no more than two applications by air.</li> <li>2) Do not apply more than 80 fl oz/A/year of Inspire Super.</li> <li>3) Do not apply more than 0.46 lb ai/A/year of difenoconazole-containing products.</li> <li>4) Do not apply more than 1.3 lb ai/A/year of cyprodinil-containing products.</li> <li>5) Do not apply within 14 days of harvest (14-day PHI).</li> <li>6) Do not apply more than 5 applications per year (air plus ground) or no more than 80 fl oz/A/year.</li> </ol>			

### Product Conversion Table

Fl oz product/acre	Lb ai difenoconazole	Lb ai cyprodinil
8.5	0.048	0.14
10.0	0.057	0.16
11.0	0.063	0.18
12.0	0.068	0.20
14.0	0.08	0.23
16.0	0.09	0.26
18.0	0.10	0.29
20.0	0.114	0.327

## STORAGE AND DISPOSAL

Do not contaminate water, food, or feed by storage or disposal.

### Pesticide Storage

Keep this product in its tightly closed original container, when not in use. Store in a cool, dry (preferably locked) area that is inaccessible to children and animals. Do not store near seeds, fertilizers, or foodstuffs.

### Pesticide Disposal

Pesticide wastes are toxic. Improper disposal of excess pesticides, spray mixture, or rinsate is a violation of Federal Law. If these wastes cannot be disposed of by use according to label instructions, contact your State Pesticide or Environmental Control Agency, or the Hazardous Waste Representative at the nearest EPA Regional Office for guidance.

For minor spills, leaks, etc., follow all precautions indicated on this label and clean up immediately. Take special care to avoid contamination of equipment and facilities during cleanup procedures and disposal of wastes. In the event of a major spill, fire, or other emergency, call 1-800-888-8372, day or night.

### Container Handling (less than or equal to 5 gallons)

Non-refillable container. Do not reuse or refill this container. Triple rinse container (or equivalent) promptly after emptying. Triple rinse as follows: Empty the remaining contents into application equipment or a mix tank and drain for 10 seconds after the flow begins to drip. Fill the container  $\frac{1}{4}$  full with water and recap. Shake for 10 seconds. Pour rinsate into application equipment or a mix tank or store rinsate for later use or disposal. Drain for 10 seconds after the flow begins to drip. Repeat this procedure two more times. Then offer for recycling if available or puncture and dispose of in a sanitary landfill, or by incineration, or by other procedures approved by state and local authorities.

*continued...*

## **STORAGE AND DISPOSAL (continued)**



### **Container Handling (greater than 5 gallons)**

**Non-refillable container.** Do not reuse or refill this container. Triple rinse container (or equivalent) promptly after emptying. Triple rinse as follows: Empty the remaining contents into application equipment or a mix tank. Fill the container 1/4 full with water. Replace and tighten closures. Tip container on its side and roll it back and forth, ensuring at least one complete revolution, for 30 seconds. Stand the container on its end and tip it back and forth several times. Turn the container over onto its other end and tip it back and forth several times. Empty the rinsate into application equipment or a mix tank or store rinsate for later use or disposal. Repeat this procedure two more times. Then offer for recycling if available or puncture and dispose of in a sanitary landfill, or by incineration, or by other procedures approved by state and local authorities.

### **Container Handling (greater than 5 gallons)**

**Refillable container.** Refill this container with pesticide only. Do not reuse this container for any other purpose. Cleaning the container before final disposal is the responsibility of the person disposing of the container. Cleaning before refilling is the responsibility of the person refilling. To clean container before final disposal, empty the remaining contents from this container into application equipment or mix tank. Fill the container about 10 percent full with water. Agitate vigorously or recirculate water with the pump for 2 minutes. Pour or pump rinsate into application equipment or rinsate collection system. Repeat this rinsing procedure two more times. Then offer for recycling if available or puncture and dispose of in a sanitary landfill, or by incineration, or by other procedures approved by state and local authorities.

**CONTAINER IS NOT SAFE FOR FOOD, FEED, OR DRINKING WATER.**

Inspire Super®, the ALLIANCE FRAME   
the SYNGENTA Logo and the PURPOSE ICON   
are Trademarks of a Syngenta Group Company

©2021 Syngenta

For non-emergency (e.g., current product information), call  
Syngenta Crop Protection at 1-800-334-9481.

Manufactured for:  
Syngenta Crop Protection, LLC  
P.O. Box 18300  
Greensboro, North Carolina 27419-8300

**SCP 1317A-L1L 0521  
4151311**

DIFENOCONAZOLE GROUP 3 FUNGICIDE

CYPRODINIL GROUP 9 FUNGICIDE



# Fungicide

Active Ingredients:	
Difenoconazole* . . . . .	8.4%
Cyprodinil** . . . . .	24.1%
Other Ingredients:	67.5%
Total:	100.0%

\*CAS No.119446-68-3

\*\*CAS No. 121552-61-2

Inspire Super is an oil in water emulsion (EW) containing 0.73 lb of difenoconazole active ingredient and 2.09 lb of cyprodinil active ingredient per gallon.

See additional precautionary statements and directions for use inside booklet.

## AGRICULTURAL USE REQUIREMENTS

Use this product only in accordance with its labeling and with the Worker Protection Standard, 40 CFR part 170. Refer to supplemental labeling under "Agricultural Use Requirements" in the Directions for Use section for information about this standard.

EPA Reg. No. 100-1317  
EPA Est. 086555-MO-001

Inspire Super® and the Syngenta logo are trademarks of a Syngenta Group Company

©2021 Syngenta

Manufactured for:  
Syngenta Crop Protection, LLC  
P.O. Box 18300  
Greensboro, North Carolina 27419-8300

SCP 1317A-L1L 0521  
4151311

**1 gallon**  
Net Contents

## KEEP OUT OF REACH OF CHILDREN.

# CAUTION

### Precautionary Statements

Hazards to Humans and Domestic Animals

#### CAUTION

Harmful if swallowed or absorbed through skin. Avoid contact with skin, eyes or clothing. Wash thoroughly with soap and water after handling and before eating, drinking, chewing gum, using tobacco, or using the toilet. Remove and wash contaminated clothing before reuse.

**FIRST AID:** If swallowed: Call a poison control center or doctor immediately for treatment advice. Have person sip a glass of water if able to swallow. Do not induce vomiting unless told to by a poison control center or doctor. Do not give anything by mouth to an unconscious person.

**If on skin or clothing:** Take off contaminated clothing. Rinse skin immediately with plenty of water for 15-20 minutes. Call a poison control center or doctor for treatment advice. **If in eyes:** Hold eye open and rinse slowly and gently with water for 15-20 minutes. Remove contact lenses, if present, after the first 5 minutes, then continue rinsing eye. Call a poison control center or doctor for treatment advice. Have the product container or label with you when calling a poison control center or doctor, or going for treatment.

**HOT LINE NUMBER:** For 24-Hour Medical Emergency Assistance (Human or Animal) Or Chemical Emergency Assistance (Spill, Leak, Fire or Accident) Call **1-800-888-8372**.

**Environmental Hazards:** Difenoconazole and cyprodinil are toxic to fish, mammals and aquatic invertebrates. Drift and runoff may be hazardous to aquatic **estuarine/marine** organisms in water adjacent to treated area. For terrestrial uses: Do not apply directly to water, or to areas where surface water is present or to intertidal areas below the mean high water mark. Do not contaminate water when disposing of equipment washwater or rinsate.

**Surface and Ground Water Advisory:** The chemicals in this product may contaminate water through drift or spray in wind. This product may impact surface water quality due to runoff of rain water. This is especially true for poorly draining soils and soils with shallow ground water. These chemicals have potential for runoff for several months or more after application. Poorly draining soils and soils with shallow water tables are more prone to produce runoff that contains these

chemicals. A level, well maintained vegetative buffer strip between areas to which these chemicals are applied and surface water features such as ponds, streams, and springs will reduce the potential loading of difenoconazole and cyprodinil from runoff water and sediment. Runoff of this product will be reduced by avoiding applications when rainfall is forecasted to occur within 48 hours. Sound erosion control will reduce this product's potential to reach surface water.

## Storage and Disposal

Do not contaminate water, food, or feed by storage or disposal.


**Pesticide Storage:** Keep this product in its tightly closed original container, when not in use. Store in a cool, dry (preferably locked) area that is inaccessible to children and animals. Do not store near seeds, fertilizers, or foodstuffs.

**Pesticide Disposal:** Pesticide wastes are toxic. Improper disposal of excess pesticides, spray mixture, or rinsate is a violation of Federal Law. If these wastes cannot be disposed of by use according to label instructions, contact your State Pesticide or Environmental Control Agency, or the Hazardous Waste Representative at the nearest EPA Regional Office for guidance.

For minor spills, leaks, etc., follow all precautions indicated on this label and clean up immediately. Take special care to avoid contamination of equipment and facilities during cleanup procedures and disposal of wastes. In the event of a major spill, fire, or other emergency, call 1-800-888-8372, day or night.

**Container Handling: Non-refillable container.** Do not reuse or refill this container. Triple rinse container (or equivalent) promptly after emptying. Triple rinse as follows: Empty the remaining contents into application equipment or a mix tank and drain for 10 seconds after the flow begins to drip. Fill the container 1/4 full with water and recap. Shake for 10 seconds. Pour rinsate into application equipment or a mix tank or store rinsate for later use or disposal. Drain for 10 seconds after the flow begins to drip. Repeat this procedure two more times. Then offer for recycling if available or puncture and dispose of in a sanitary landfill, or by incineration, or by other procedures approved by state and local authorities.

**CONTAINER IS NOT SAFE FOR FOOD, FEED, OR DRINKING WATER.**



38333 07 02941 3