

# Statewide Trends and Community Statistics

# 2024

## Wyoming Youth and Alcohol



**Wyoming Association of Sheriffs  
and Chiefs of Police**

# Wyoming Association of Sheriffs and Chiefs of Police

## Wyoming Youth and Alcohol - 2024: Enforcing Underage Drinking Laws Grant Program

Big Horn County, Carbon County, Casper, Cheyenne, Douglas, Gillette, Hot Springs County, Jackson, Lander, Laramie, Lincoln County, Moorcroft, Powell, Rawlins, Rock Springs, Sheridan, Torrington, and Uinta County.

April 2025

This project was accomplished with grant funding provided by the Wyoming Department of Health – Mental Health and Substance Abuse Services Division (Strategic Prevention Framework Partnerships for Success program grant).

The Wyoming Association of Sheriffs and Chiefs of Police managed the program grant and collected the data contained in this report. Johnson and Associates developed the master database and analyzed the data submitted by the participating agencies. The report was authored by Ernest L. Johnson, Director of Services.

TABLE OF CONTENTS

PREFACE/INTRODUCTION.....	2 - 3
COLLECTIVE COMMUNITY DATA – SUMMARY.....	4
COLLECTIVE COMMUNITY DATA - GRAPHS/CHARTS.....	5 - 14
STATEWIDE TRENDS ANALYSIS – GRAPHS .....	15 - 23
INDIVIDUAL COMMUNITY DATA .....	24 - 60
PARTICIPATING COMMUNITIES/COUNTIES	
○ Big Horn County	○ Lincoln County
○ Carbon County	○ Moorcroft
○ Casper	○ Powell
○ Cheyenne	○ Rawlins
○ Douglas	○ Rock Springs
○ Gillette	○ Sheridan
○ Hot Springs County	○ Torrington
○ Jackson	○ Uinta County
○ Lander	
○ Laramie	
ACKNOWLEDGEMENTS.....	61
PROJECT MANAGER VITA .....	62 - 63

## PREFACE

The COVID-19 pandemic that struck this country in 2020 and the subsequent Delta and Omicron variants in 2021 and 2022 brought about extraordinary changes to everyday life. Five years later, residents of Wyoming appear to have now resumed their regular daily activities. This year's data helps establish a new baseline to compare and analyze alcohol-related youth arrests in Wyoming during and after the pandemic. Except for 2022, Wyoming has experienced a steady decline of underage and juvenile offenses involving alcohol since 2015. Please refer to the Ten-Year Trends Analysis on page 15 for more detailed information.

Three factors should be considered when comparing this year's data with previous years: 1) This year's data may be less complete than previous years as several of the participating agencies began a new process of submitting all youth alcohol-related data online as the incidents occurred rather than by the use of a monthly reporting form; 2) Grant related activities were not conducted during the months of October through December as grant funds were not made available to the agencies until January of 2025 – resulting in fewer incidents being reported; and 3) University of Wyoming Police Department did not participate this year as it had in the previous nine years.

---

## INTRODUCTION

Underage and binge drinking have become serious public health and safety concerns in every community in Wyoming – as they have throughout the rest of the country. Studies show that young people are starting to consume alcohol at an earlier age and in larger amounts compared to previous years. The increasing risk to Wyoming youth and communities prompted the Wyoming Association of Sheriffs and Chiefs of Police to begin collecting youth and alcohol-related data to develop more effective long-term strategies for law enforcement agencies and underage drinking prevention coalitions in Wyoming.

This data collection effort has been funded primarily with the use of federal grant funds provided by the Wyoming Department of Health. The grant funds received from the Wyoming Department of Health originally came from the

United States Department of Justice - Office of Juvenile Justice and Delinquency Prevention as part of an existing national grant program entitled Enforcing Underage Drinking Laws. These federal grant funds were provided to the state of Wyoming since 1998 and were administered by the Wyoming Department of Health – Mental Health and Substance Abuse Services Division. The OJJDP EUDL funding ended in 2013. The Wyoming Department of Health now provides grant funding to continue EUDL activities through a Substance Abuse and Mental Health Services Administration (SAMHSA) program entitled Strategic Prevention Framework Partnerships for Success.

Unlike other national prevention grant programs, these funds are specifically intended to be used for law enforcement initiatives which focus on effective enforcement of underage drinking laws. Due to the law enforcement focus of these federal grant funds, the Division began contracting with the Wyoming Association of

Sheriffs and Chiefs of Police in 2006 to administer the grant process and to direct the efforts of the law enforcement agencies that apply for grant funding.

In 2007, the Association began to take a more strategic approach in the administration of these federal grant funds by implementing a statewide initiative that would involve multiple law enforcement agencies in a more directed manner. The Wyoming Communities in Action initiative was designed to recruit and involve more law enforcement agencies in efforts to reduce underage drinking in their communities. The initiative was also intended to be how more effective strategies could be devised, implemented, and evaluated – strategies which could then be shared, replicated, and used by other agencies in the state.

An integral part of this initiative involved devising a data collection process that would provide more complete, detailed information related to incidents in which law enforcement encounters youth who are in possession of, or who have been drinking alcohol.

The process of identifying and selecting the data fields which would be useful for strategy development and evaluation purposes was a critical first step. Demographic information, location of law enforcement contact, time of day, arrests versus citations, blood alcohol concentration levels and determining the source of the alcohol were all selected and included in the data collection process employed by all participating agencies.

Data is collected daily, submitted online, and added to a master database. Monthly reports are prepared for each grant agency and included in an annual report for all communities.

This report contains data collected by eighteen law enforcement agencies in Wyoming that took part in the grant-funded program during the calendar year 2024. Five counties and thirteen municipalities now have a baseline of data relative to youth involvement with alcohol which can be used to assess and compare enforcement efforts and underage drinking prevention initiatives.

The data in this report represents ALL contacts by law enforcement with youth involving alcohol – not just contacts with youth during grant funded enforcement activities.

- This report is divided into three sections. The first section entitled COLLECTIVE COMMUNITY DATA provides aggregated alcohol-related statistics involving youth which was submitted by the eighteen agencies that participated in 2024.
- The second section entitled TRENDS ANALYSIS: 2015 – 2024 provides a ten-year analysis of the thirteen agencies that submitted data for each of those ten years. (University of Wyoming did not participate this year and data from their nine previous years of participation were removed in the analysis.)
- The third section entitled INDIVIDUAL COMMUNITY DATA provides statistics for the following eighteen agencies that participated in 2024: Big Horn County, Carbon County, Casper, Cheyenne, Douglas, Gillette, Hot Springs County, Jackson, Lander, Laramie, Lincoln County, Moorcroft, Powell, Rawlins, Rock Springs, Sheridan, Torrington, and Uinta County.

## COLLECTIVE COMMUNITY DATA

---

Although this report presents data from only eighteen law enforcement agencies in the state, these communities comprise more than half of the state's population. The community statistics, when aggregated, provide detailed information related to Wyoming incidents in which law enforcement officers encountered youth who were in possession of, or who had been drinking alcohol.

The data in this report was collected during a twelve-month period (January 1, 2024, through December 31, 2024).

The statistics contained in this report provide a better understanding of alcohol use by youth in Wyoming than has been available before. Specific data regarding age, gender, time of day, charges, whether arrested or cited and released, location of offense and where the minor obtained alcohol is in this section of the report - information useful for prevention efforts, manpower deployment and strategy development. An assortment of charts and graphs of aggregated data collected in the eighteen communities are included in this report. Listed below are a few useful statistics:

- 1,035 underage youth were arrested or cited for involvement with alcohol.
- Six adults over the age of 21 (male and female) were arrested during alcohol-involved incidents where underage drinkers were arrested.
- Twenty-nine juveniles were arrested and taken into custody – 465 were cited and released.
- Males ages 18-20 accounted for the most arrests/citations – 410 (40%).
- Males ages 15-17 were second in arrests and citations - 235 (23%).
- Females ages 15-17 were third in arrests/citations – 157 (15%).
- Females ages 18-20 were fourth in arrests/citations – 131 (13%).
- Forty-five males ages fourteen and under were cited or arrested.
- Fifty-seven females ages fourteen and under were cited or arrested.
- Average BAC: PBT – 0.055
- Law enforcement arrests involving youth and alcohol occurred more often between 10PM and 2AM – 467 (45%).
- 219 of the 1,035 total arrests occurred between 10PM and midnight, 248 occurred between midnight and 2AM, and 110 occurred between 2AM and 4AM.
- Minor in Possession was the most frequent charge – 570 of the total 1,035 underage arrests.
- Multiple instances of accompanying charges were recorded, including interference, possession of controlled substances, assault, resisting arrest, and disturbance.
- 335 underage youth were arrested for DUI (213 were juveniles - 17 and under).
- Private Residences were most often involved – 244 (29% of the time).
- Minors reported they obtained alcohol from Party (65%) or Home/Bar (19%-13%)

## January - December 2024

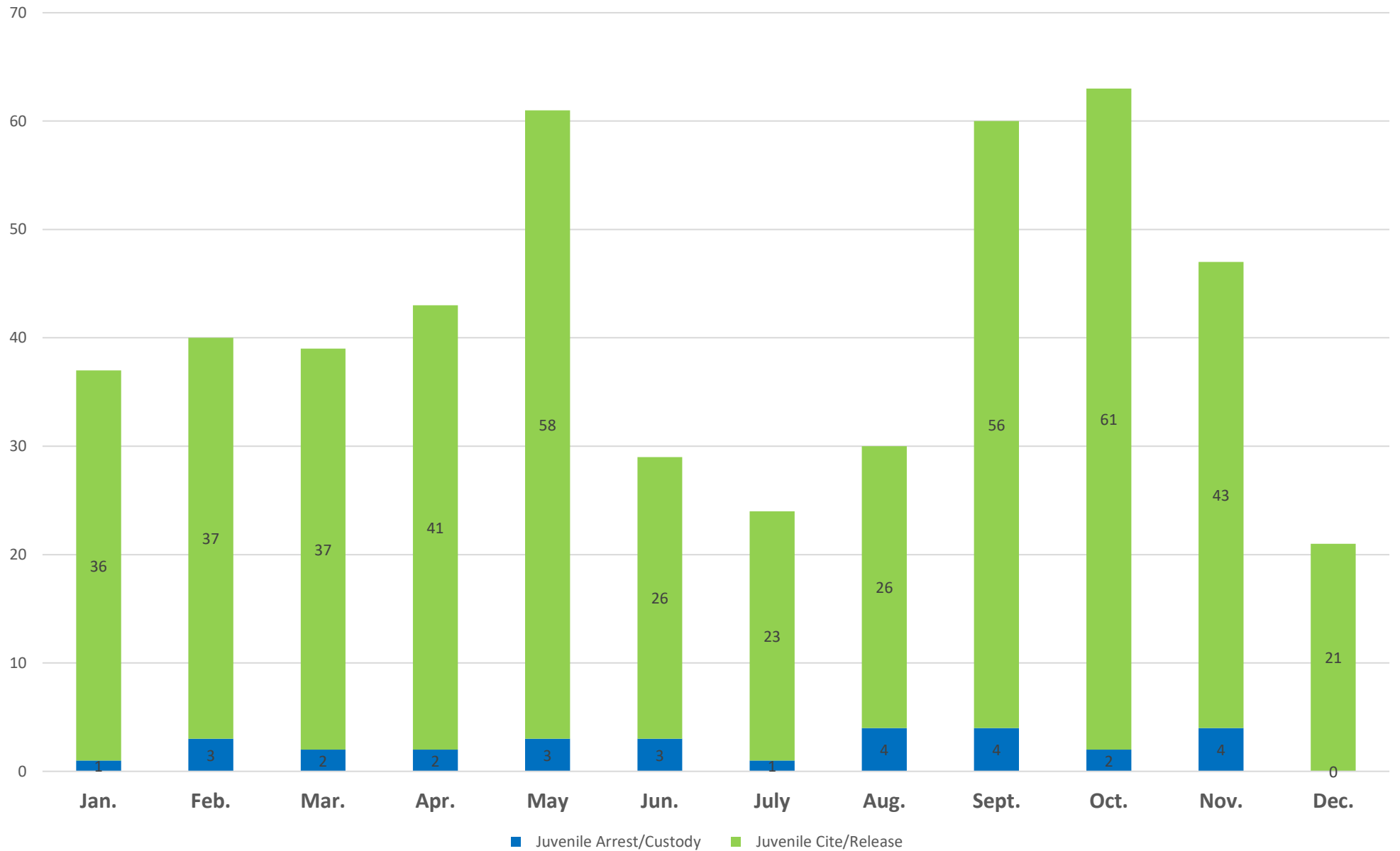
	Jan.	Feb.	Mar.	Apr.	May	Jun.	July	Aug.	Sept.	Oct.	Nov.	Dec.	Totals & Ave.
Total Arrests	73	75	104	77	103	75	74	73	121	125	89	52	1041
Over 21	0	0	0	1	2	0	0	0	0	0	0	3	6
18-20	36	35	65	33	40	46	50	43	61	62	42	28	541
15-17	32	31	29	37	48	28	19	28	49	41	35	15	392
14 and Under	5	9	10	6	13	1	5	2	11	22	12	6	102
Age Unknown	0	0	0	0	0	0	0	0	0	0	0	0	0
Total Cite/Release	65	56	78	62	85	60	58	53	88	105	73	40	823
Juvenile Cite/Release	36	37	37	41	58	26	23	26	56	61	43	21	465
Total Arrest/Custody	8	19	26	15	18	15	16	20	33	20	16	12	218
Juvenile Arrest/Custody	1	3	2	2	3	3	1	4	4	2	4	0	29
Day of Week													
Monday	15	6	2	9	19	9	4	5	5	5	18	12	109
Tuesday	5	9	9	11	10	8	10	8	11	18	8	10	117
Wednesday	6	9	8	7	8	4	3	11	8	14	6	8	92
Thursday	7	19	9	7	9	4	15	13	16	18	16	2	135
Friday	7	6	19	13	15	11	9	12	34	31	21	3	181
Saturday	19	17	44	22	21	17	22	8	22	18	13	6	229
Sunday	14	9	13	8	21	22	11	16	25	21	7	11	178
Time													
10am-4pm	9	16	10	19	11	9	1	5	21	28	21	5	155
4pm-10pm	6	17	24	9	15	11	8	12	31	16	16	15	180
10pm-12am	8	8	31	14	18	25	19	20	30	24	12	10	219
12am-2am	38	8	17	27	31	13	24	16	19	26	17	12	248
2am-4am	3	9	7	4	11	15	14	12	6	9	15	5	110
4am-10am	9	17	15	4	17	2	8	8	14	22	8	5	129
Age and Gender													
Female 14 and under	1	4	2	5	10	1	4	0	5	14	8	3	57
Female 15-17	17	12	12	14	23	13	7	14	15	10	17	3	157
Female 18-20	12	9	7	6	9	14	15	13	16	17	6	7	131
Female over 21	0	0	0	1	0	0	0	0	0	0	0	2	3
Female no age	0	0	0	0	0	0	0	0	0	0	0	0	0
Male 14 and under	4	5	8	1	3	0	1	2	6	8	4	3	45
Male 15-17	15	19	17	23	25	15	12	14	34	31	18	12	235
Male 18-20	24	26	58	27	31	32	35	30	45	45	36	21	410
Male over 21	0	0	0	0	2	0	0	0	0	0	0	1	3
Male no age	0	0	0	0	0	0	0	0	0	0	0	0	0
MIP	39	39	60	52	55	46	56	48	63	45	44	23	570
17 and Under	16	14	15	29	35	19	19	20	26	12	17	7	229
18-20	23	25	45	23	20	27	37	28	37	33	27	16	341
14 and Under	0	1	2	2	8	1	4	1	3	1	2	0	25
15-17	16	13	13	27	27	18	15	19	23	11	15	7	204
DUI	3	31	44	26	47	14	13	22	69	50	12	4	335
17 and Under	2	21	25	16	36	4	7	14	41	39	8	0	213
18-20	1	10	19	10	11	10	6	8	28	11	4	4	122
21 and Over	0	0	0	0	0	0	0	0	0	0	0	0	0
Open Container	0	3	3	0	4	2	4	0	0	0	0	0	16
Youthful Offender	18	6	5	9	7	15	12	6	6	17	5	12	118
Public Intoxication	0	1	1	1	2	2	5	3	1	1	0	1	18
17 and Under	0	0	0	0	0	0	0	0	0	0	0	0	0
18-20	0	1	1	1	2	2	5	3	1	1	0	1	18
21 and Over	0	0	0	0	0	0	0	0	0	0	0	0	0
14 and Under	0	0	0	0	0	0	0	0	0	0	0	0	0
15-17	0	0	0	0	0	0	0	0	0	0	0	0	0
Minor in Establishment	2	4	0	2	0	2	3	1	1	1	0	0	16
Furnish to Minor	0	1	1	2	3	0	0	0	0	1	0	0	8
Sell to Minor	0	0	0	0	0	0	0	0	0	0	0	3	3
False ID	2	5	3	1	2	2	5	4	4	4	4	9	45

January - December 2024

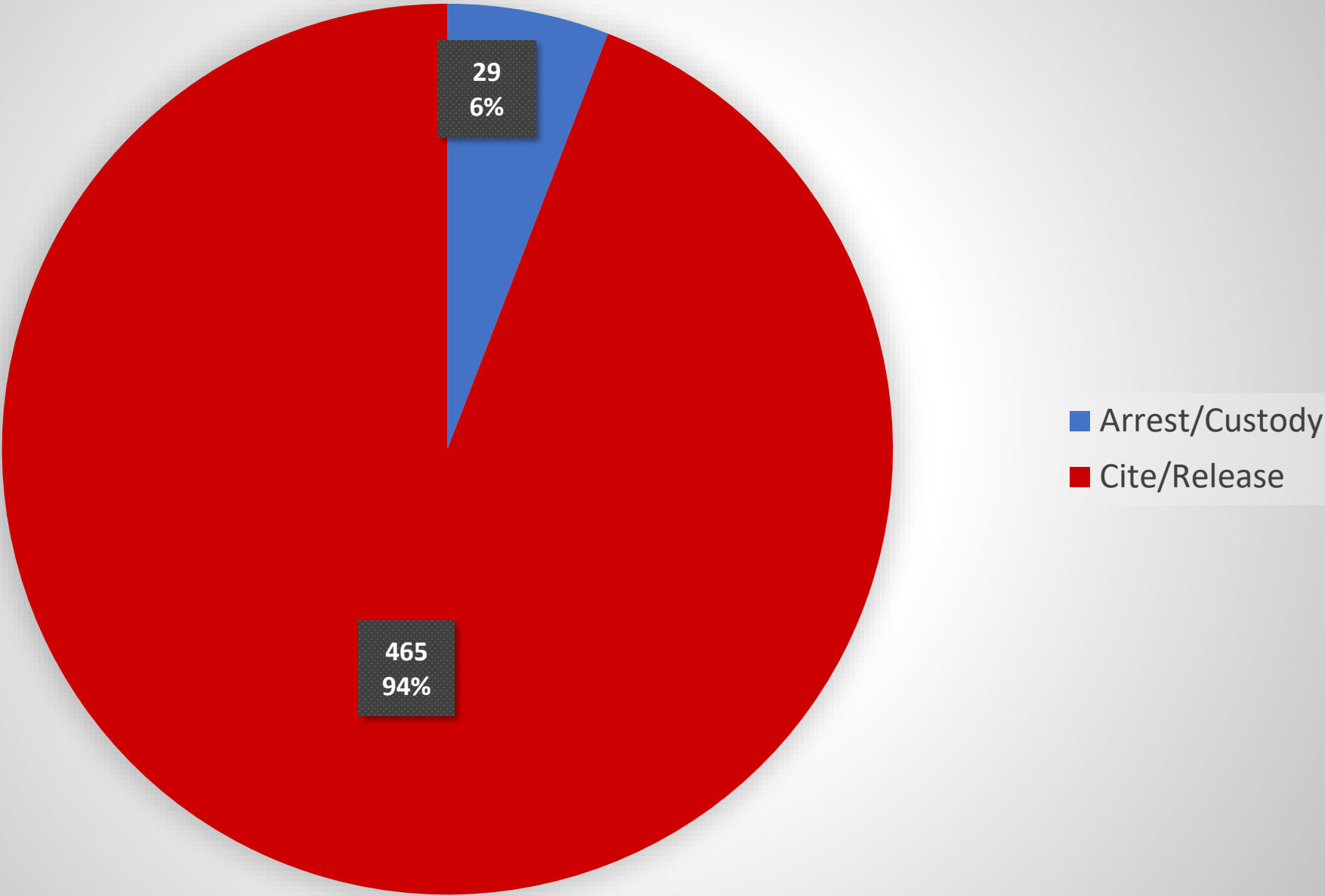
	Jan.	Feb.	Mar.	Apr.	May	Jun.	July	Aug.	Sept.	Oct.	Nov.	Dec.	Totals & Ave.
<b>BAC</b>													
PBT	0.055	0.032	0.069	0.077	0.078	0.036	0.066	0.048	0.049	0.059	0.055	0.038	0.055
Intoximeter	0.012	0	0	0	0.029	0.028	0	0.010	0.019	0.013	0	0.004	0.018
Refused	2	8	3	7	5	5	6	7	0	3	3	3	52
Accident Related	0	0	0	0	0	0	0	0	0	0	0	0	0
<b>Location of Offense</b>													
Bar	1	5	1	2	7	2	1	4	4	5	2	10	44
Other	3	5	27	7	2	8	7	13	8	2	4	4	90
Park	5	0	0	3	6	0	6	5	0	0	0	0	25
Parking Lot	2	1	1	11	5	9	13	3	14	8	1	2	70
Residence	21	6	12	6	18	14	13	8	8	38	16	11	171
Restaurant	0	0	0	0	0	4	0	0	0	1	0	0	5
School	15	17	15	13	14	0	0	4	33	35	19	8	173
Street	3	26	29	17	41	14	20	17	46	18	37	13	281
Vehicle	15	5	2	7	4	16	8	12	6	6	10	4	95
<b>Where Minor Obt. Alc.</b>													
Bar	0	1	2	1	4	1	0	0	0	4	4	0	17
Home	5	1	2	4	0	0	1	0	0	3	0	9	25
Liquor Store	0	0	0	0	2	0	0	0	0	0	2	0	4
Party	7	3	20	10	7	5	5	8	3	8	4	7	87
<b>Other Crimes Charged</b>													
Felony	0	1	1	1	0	0	0	0	0	0	0	0	3
Misdemeanor	1	6	4	3	3	3	5	3	4	4	1	2	39
Assault	1	1	1	1	1	1	0	4	3	2	1	1	17
Resisting Arrest	1	0	1	0	0	0	0	1	0	0	0	1	4
Interference	0	2	0	2	4	1	1	3	1	1	4	1	20
Disturbance	0	0	0	1	0	1	0	0	0	0	0	1	3
Curfew	4	0	0	3	1	6	0	0	1	1	0	0	16
Possession of Controlled Substance	2	2	2	5	2	2	2	7	16	11	2	5	58



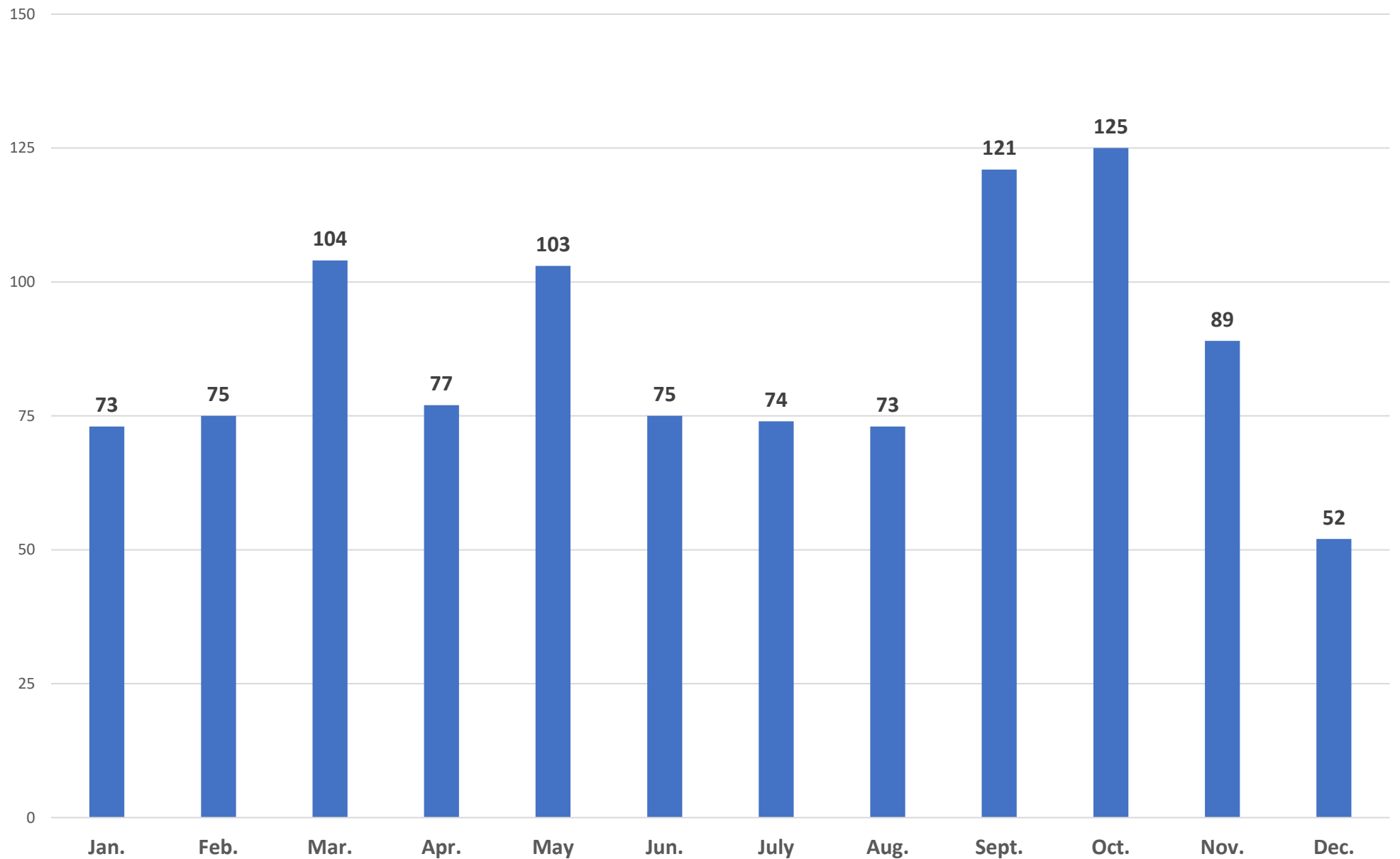
## Juvenile Arrest/Custody vs. Cite/Release: 2024



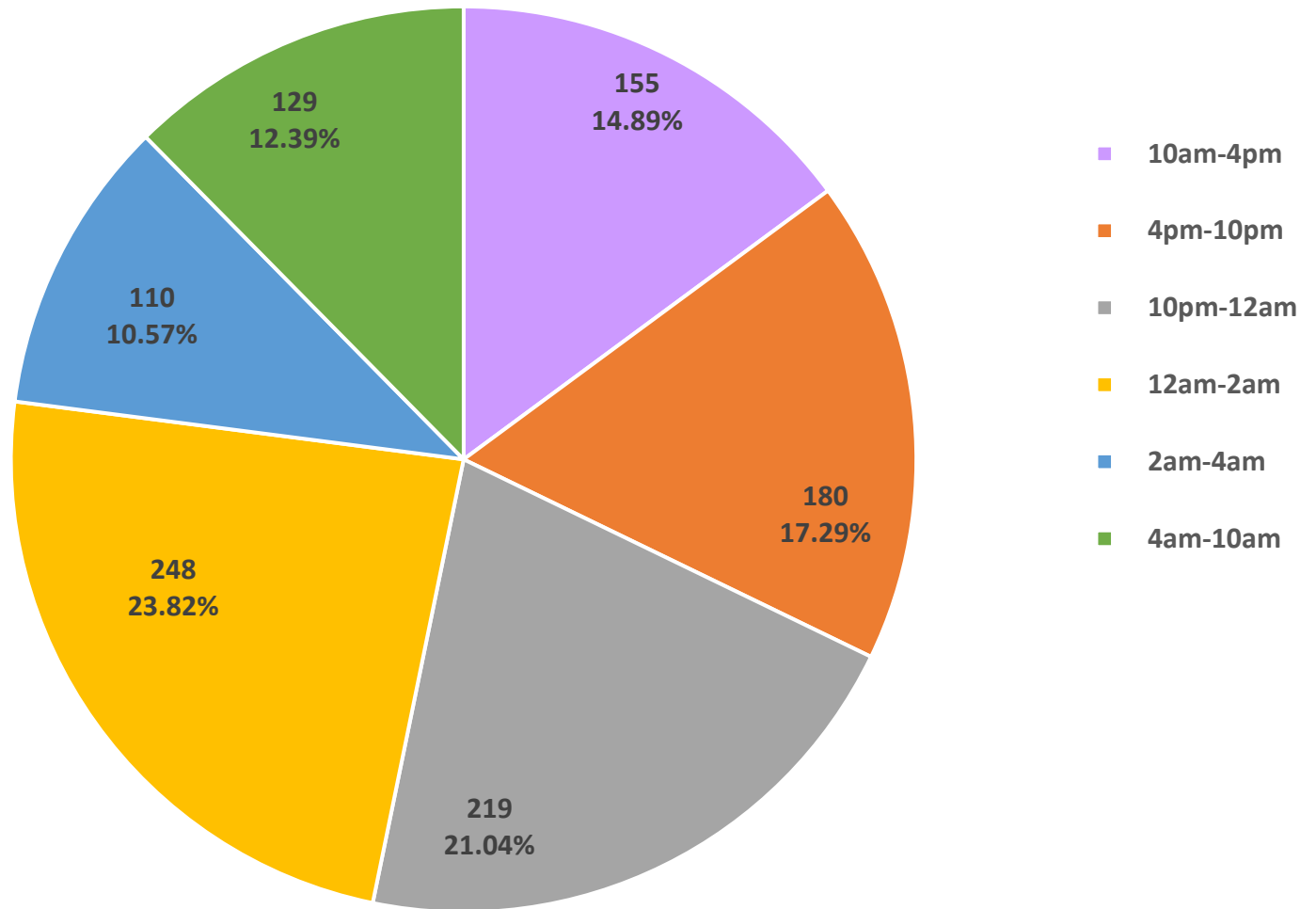
# Juvenile Arrests vs. Cite/Release: 2024



## Total Reports: January - December 2024

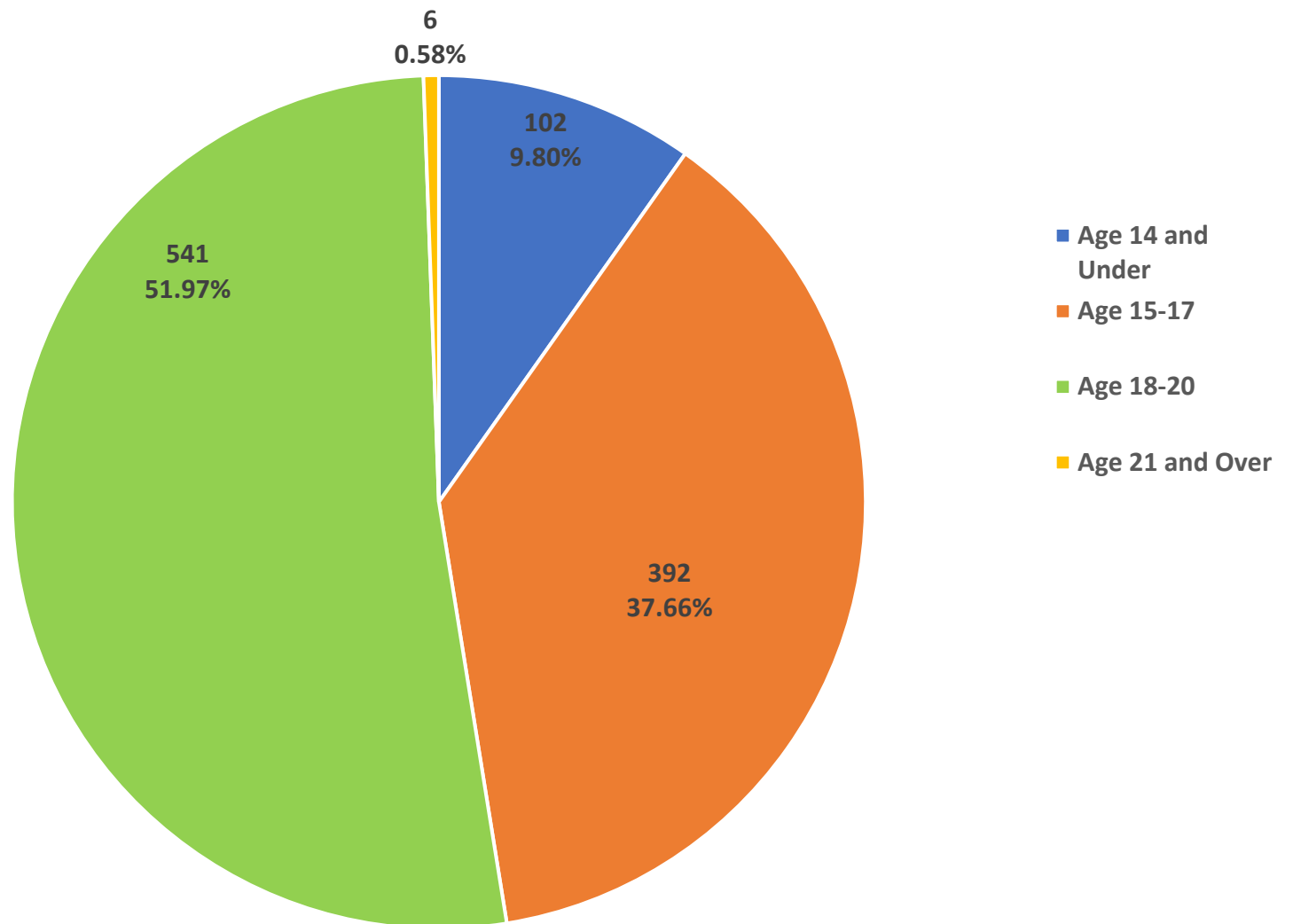


## Time Distribution: January - December 2024



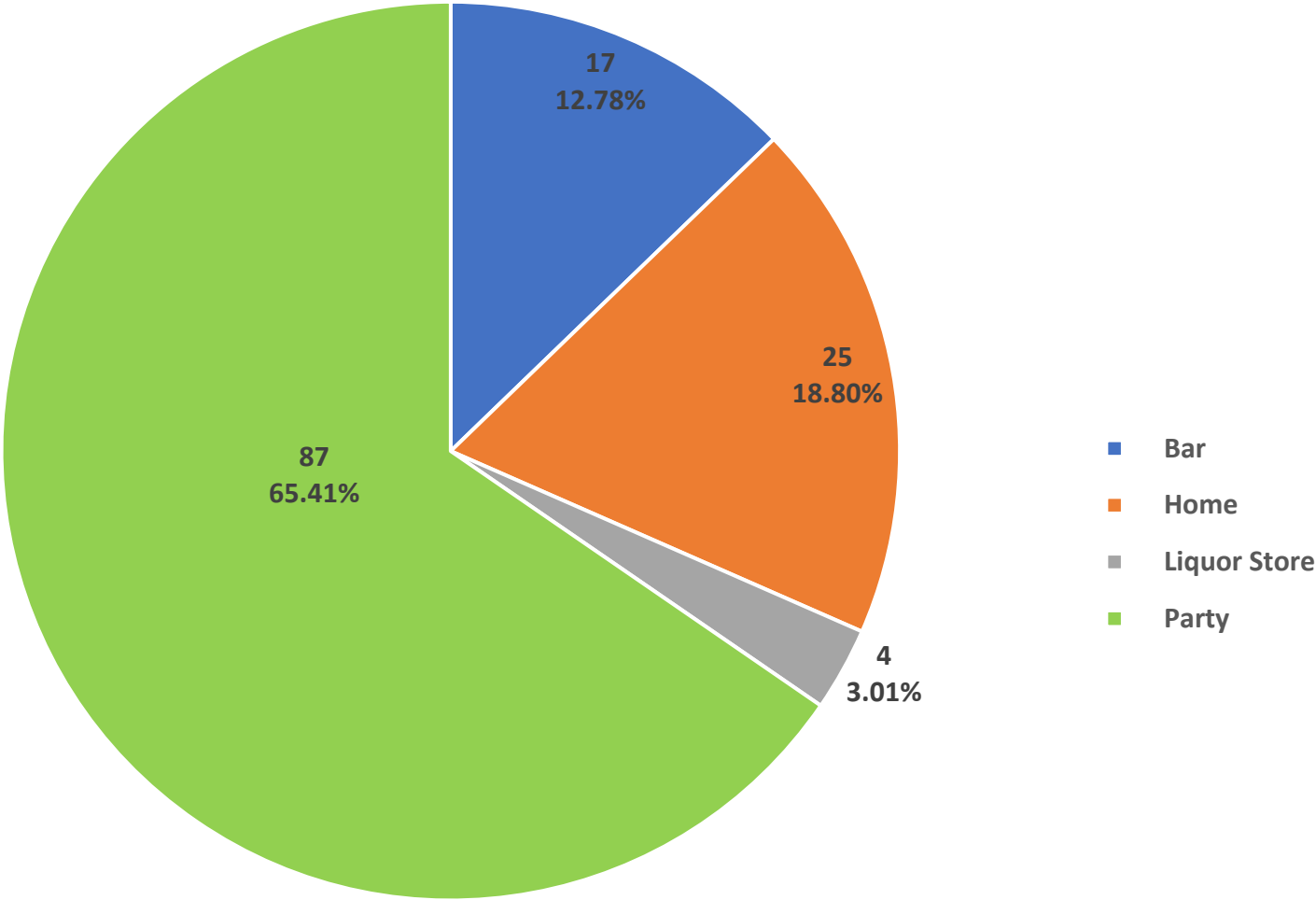
**Given:**  
**Number of Reports**  
**Percent of total**

## Age Distribution: January - December 2024



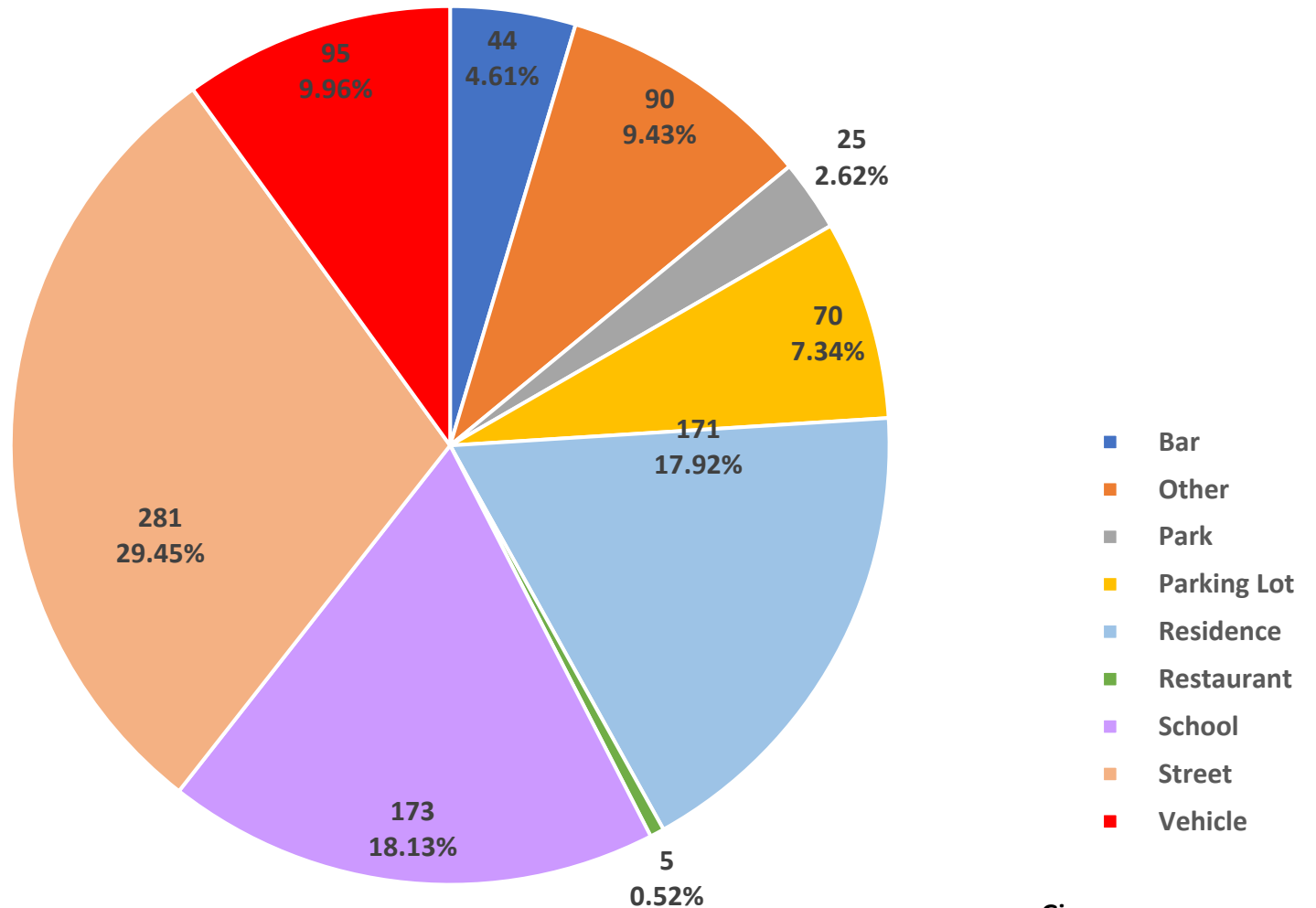
Given:  
Number of Reports  
Percent of total

Where Minors Obtained Alcohol: January - December 2024



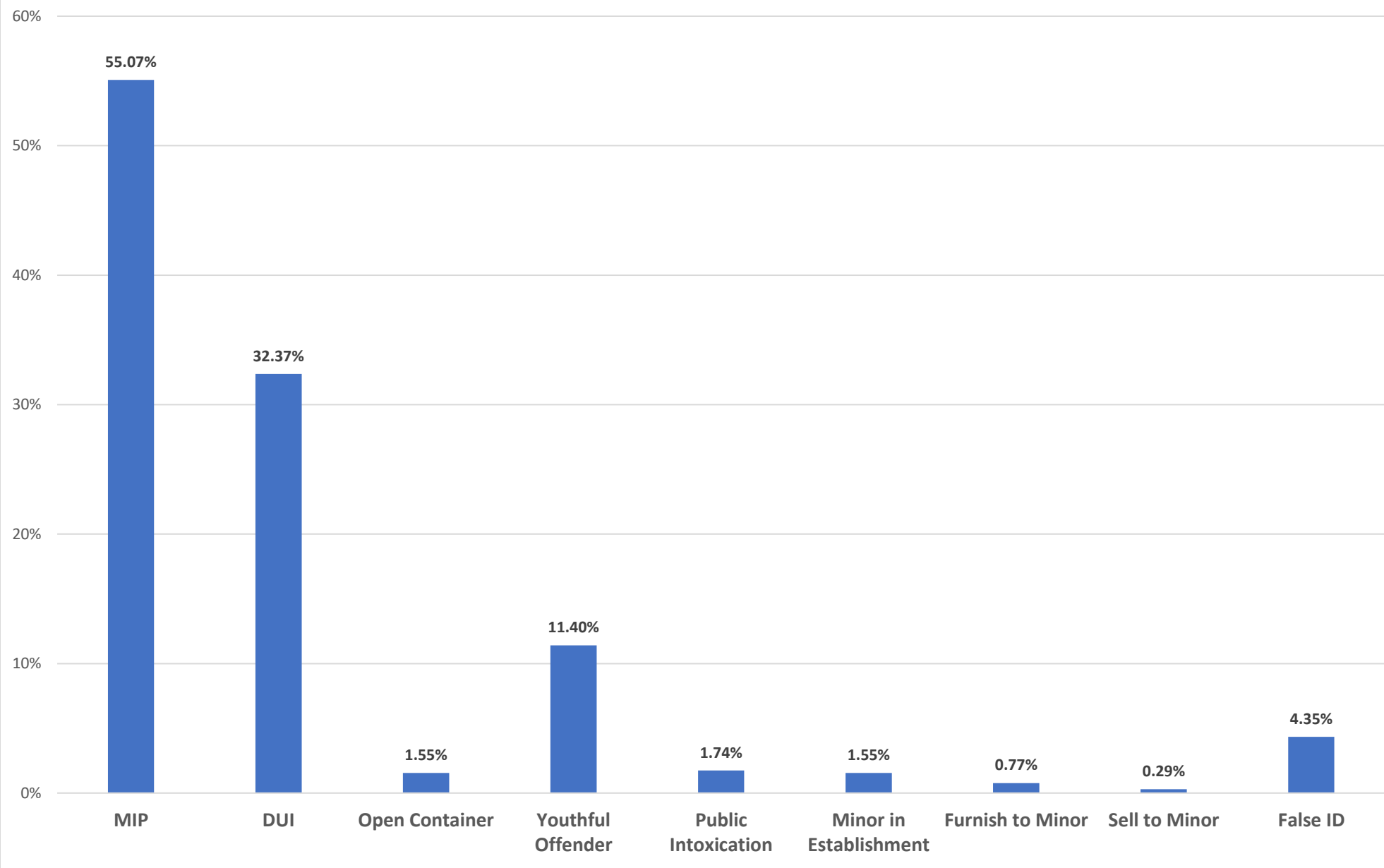
Given:  
Number of  
Reports Percent  
of total

## Location of Offense: January - December 2024



Given:  
Number of Reports  
Percent of total

# Charges as a Percent of Total Reports: January - December 2024





## TEN-YEAR TRENDS ANALYSIS

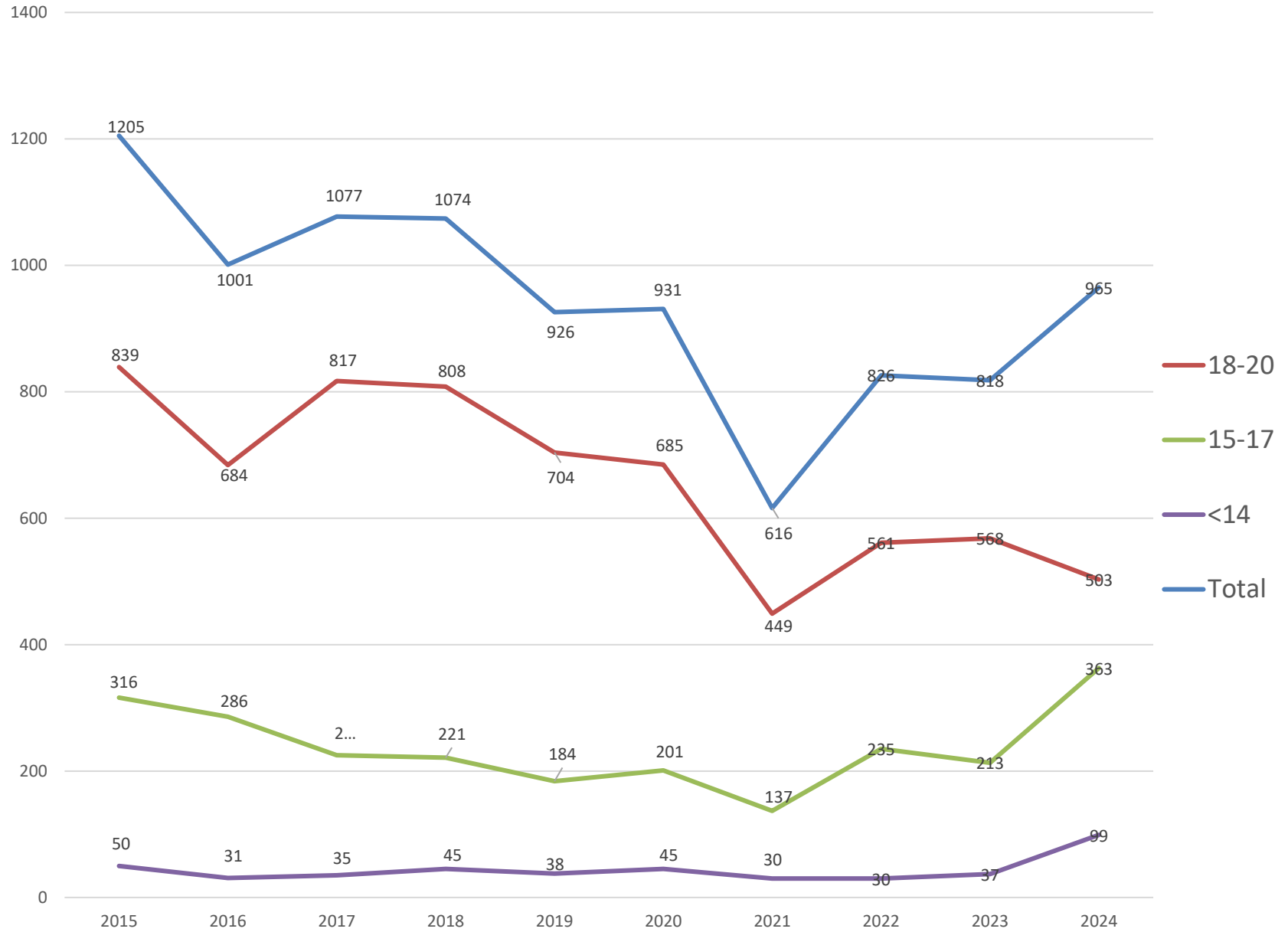
The statistics contained in this section represent data collected from thirteen law enforcement agencies that participated in this data-collection effort in each of the last ten years, 2015 – 2024. The thirteen agencies included in this analysis are: Casper, Cheyenne, Douglas, Gillette, Jackson, Lander, Laramie, Lincoln County, Powell, Rawlins, Rock Springs, Sheridan, and Torrington. Unfortunately, the University of Wyoming did not participate this year – as it had the previous nine years.

Enough data has been collected by these twelve community police departments and one county sheriff's office during the last ten years which can now be analyzed for identifying trends relative to youth's involvement with alcohol in Wyoming. The analysis of the data selected should prove useful for prevention efforts, manpower deployment and strategy development. Charts and Graphs that provide a visual perspective of current trends are included in this section of the report.

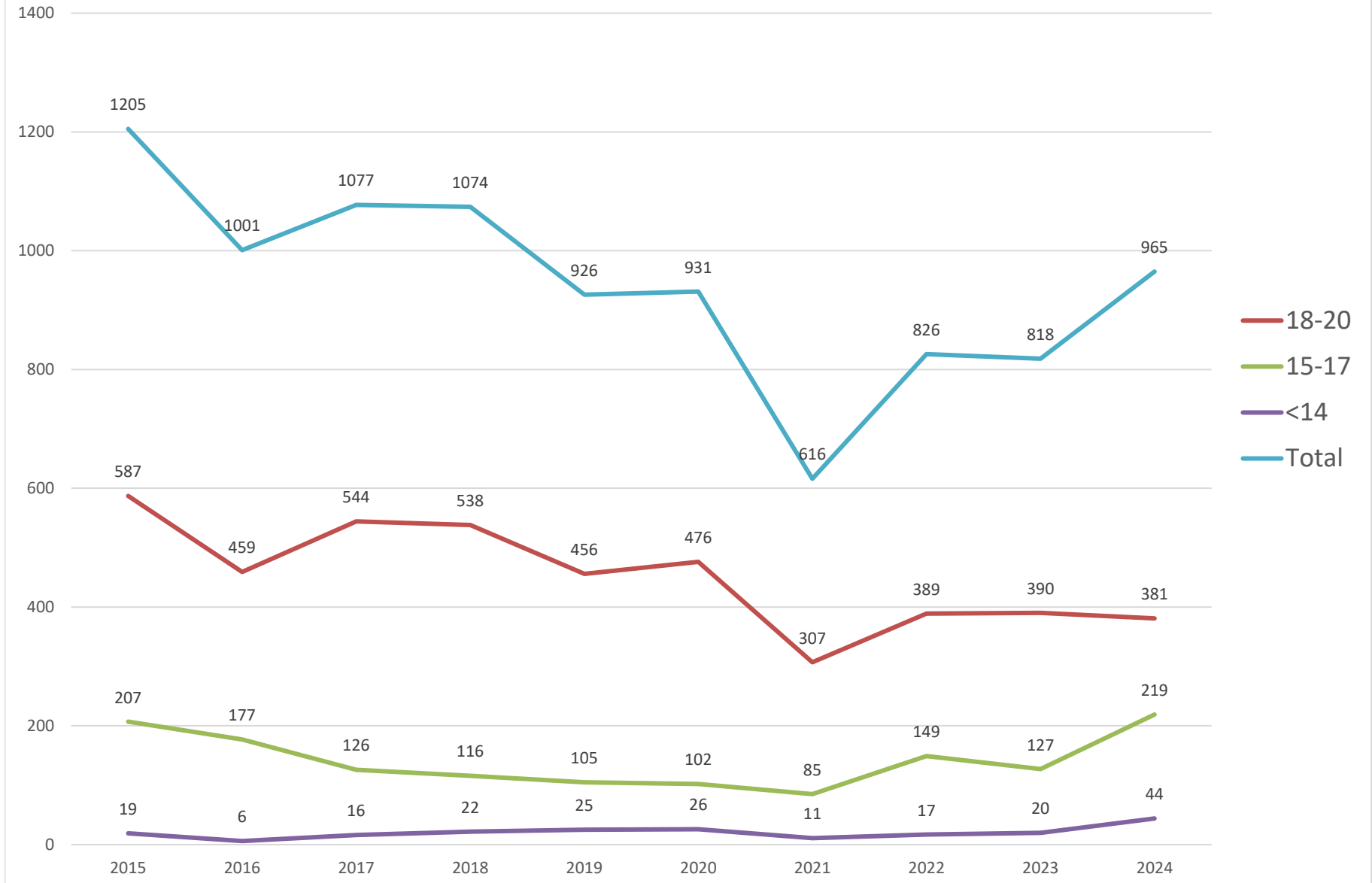
### **A REVIEW OF THE STATISTICS FOR THE LAST TEN YEARS REVEAL THE FOLLOWING TRENDS:**

- Overall, underage offenses involving alcohol in Wyoming have decreased during the last ten years from 1,205 in 2015 to 971 in 2024.
- Overall, juvenile offenses involving alcohol in Wyoming have decreased during each of the last ten years from 366 in 2015 to 257 in 2023; however, this year's total increased to 462.
- Males and females between the ages of 18 to 20 continue to be the age group that accounts for the greatest number of underage arrests (an average of 461 male arrests and 219 female arrests each year).
- Males and females between the ages of 18 to 20 each showed a decrease in the number of arrests during the last nine years (Males – 587 in 2015 to 381 in 2024) (Females – 252 in 2015 to 122 in 2024).
- Arrests for Minor in Possession account for the largest number of reported arrests – an average of 768 for 2015 through 2024. There were 512 arrests for MIP in 2024.
- The number of arrests for Public Intoxication for underage youth average 23 per year.
- Juveniles who are taken into custody account for a relatively small number of arrests compared to the number of juveniles who are cited and released by law enforcement – 7.47%.
- 12am to 2am continues to be the time of day when the largest number of underage youths are arrested for alcohol involvement – with a significant number being arrested from 10pm to 12am.
- Youth obtain alcohol from a party or home more often than any other source (average: 73.9% - party, 15.1% - home).

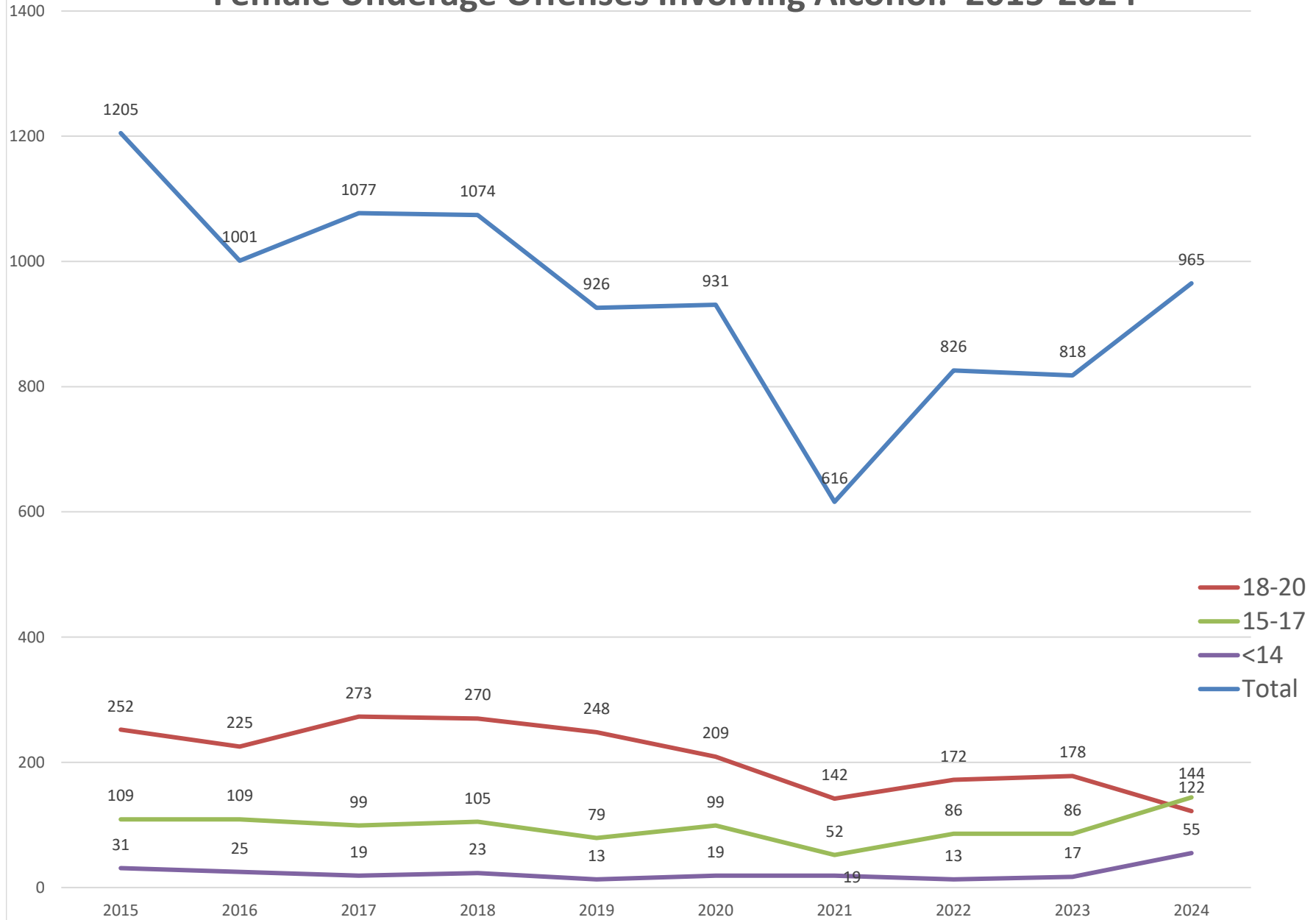
## Underage Offenses Involving Alcohol: 2015-2024



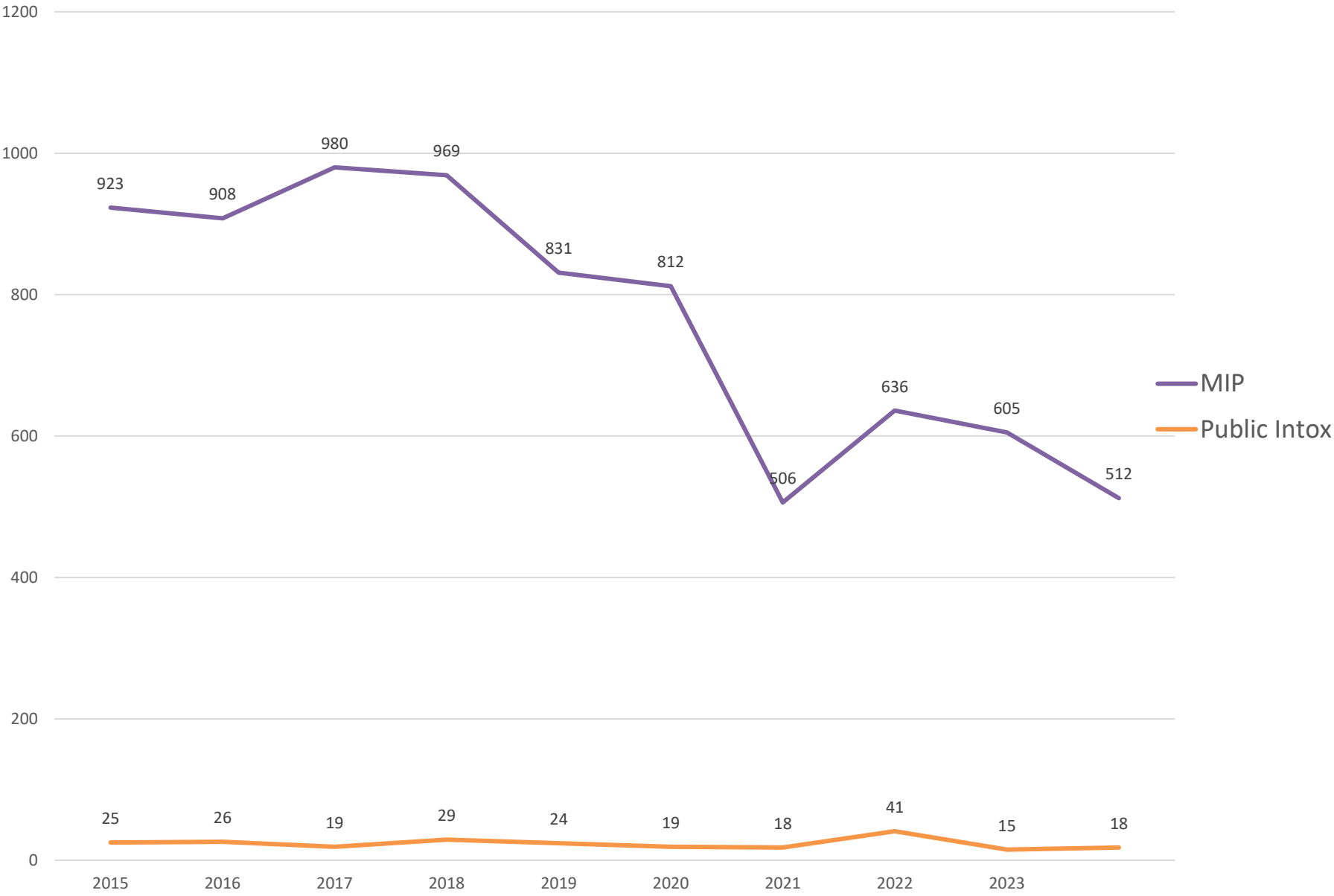
## Male Underage Offenses Involving Alcohol: 2015-2024



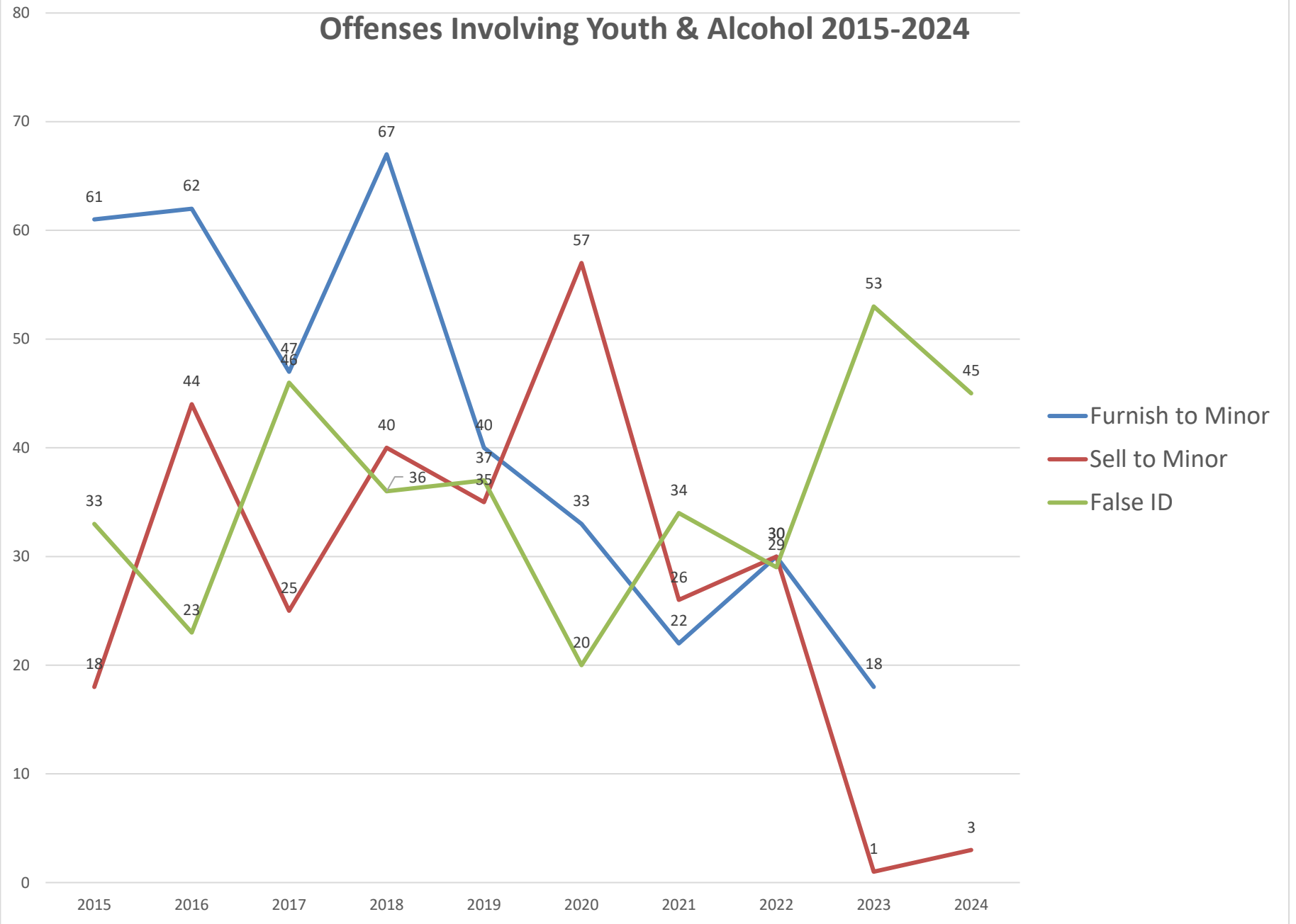
## Female Underage Offenses Involving Alcohol: 2015-2024



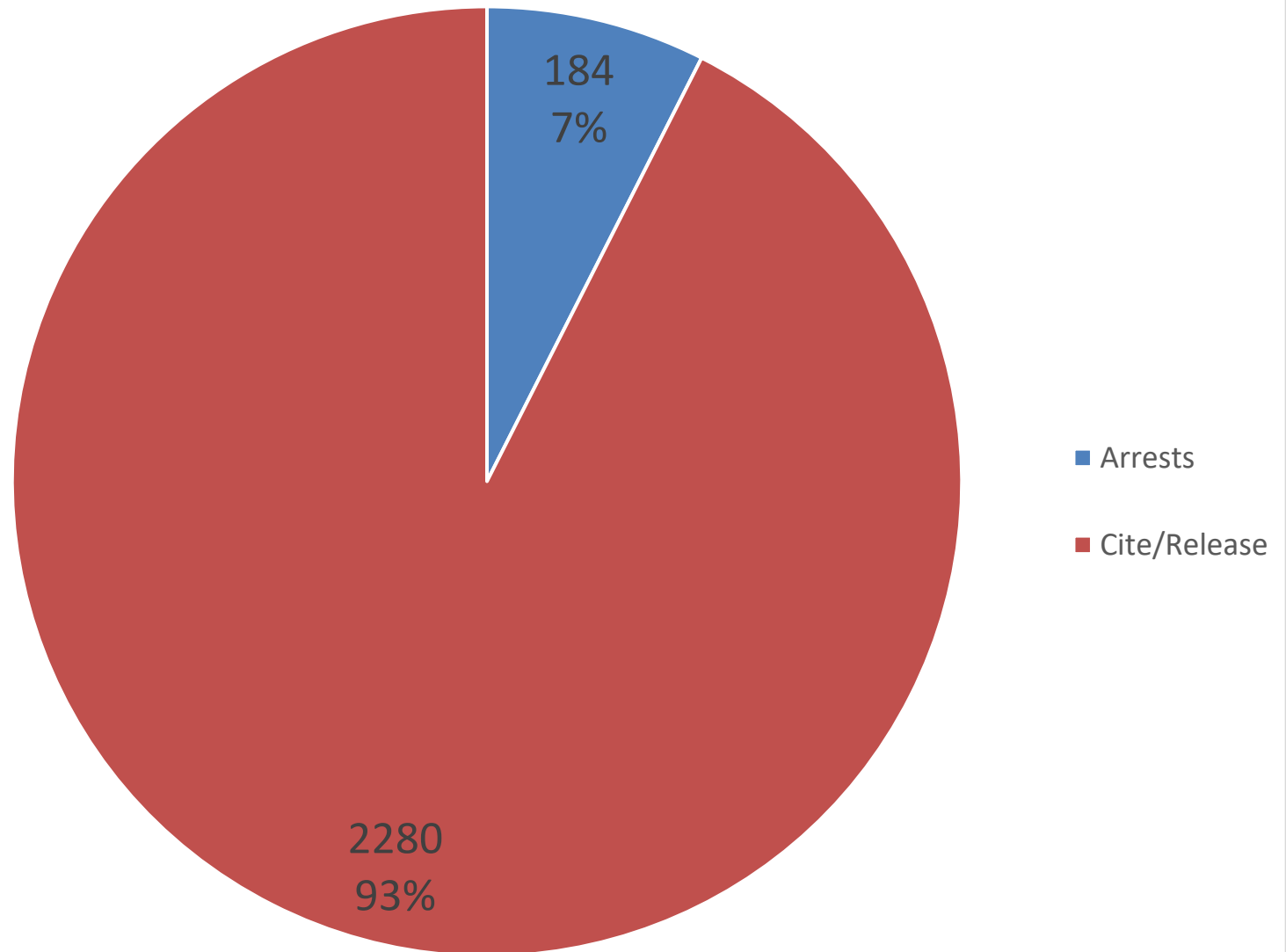
# Underage Offenses Involving Alcohol 2015-2024



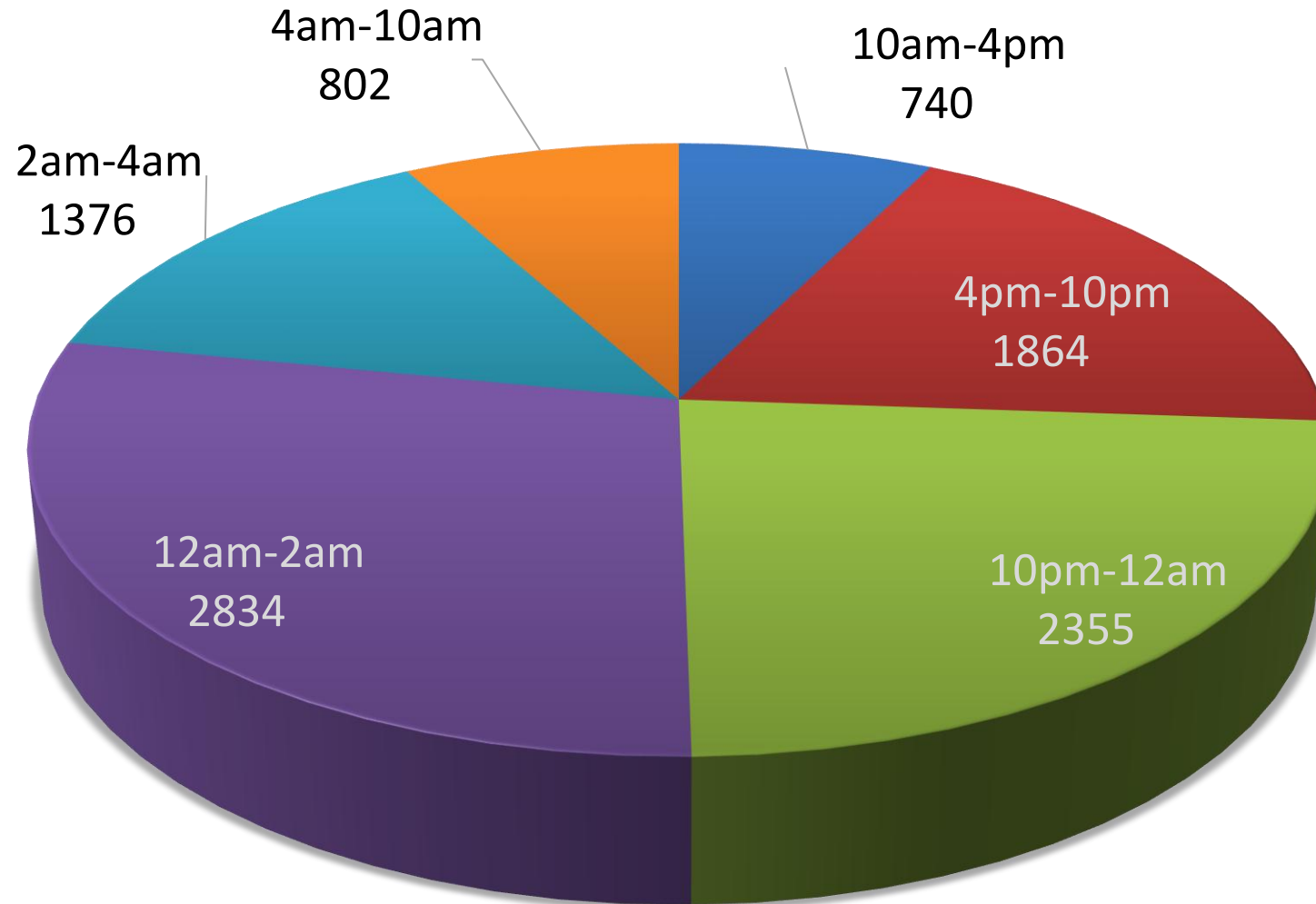
## Offenses Involving Youth & Alcohol 2015-2024



## Juvenile Arrests vs. Cite/Release

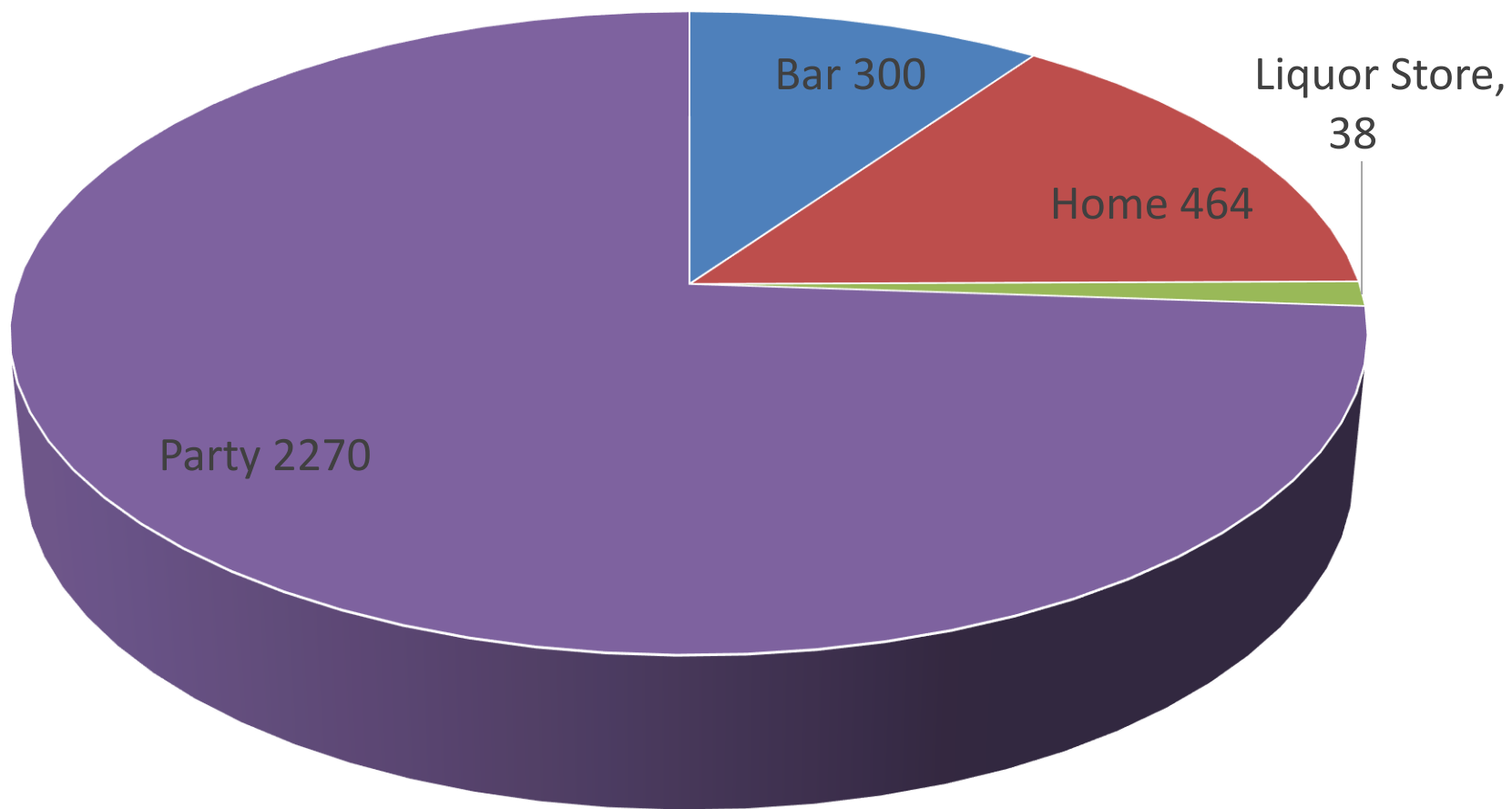


## Number of Offenses by Time of Day: 2015-2024





## Where Minors Obtained Alcohol: 2015-2024



### INDIVIDUAL COMMUNITY DATA

Law Enforcement agencies representing the following communities and counties submitted data regarding incidents in which law enforcement officers encountered youth who were in possession of, or who had been drinking alcohol during calendar year 2024. The data for each individual community is included in this section of the report.

- Big Horn County
- Carbon County
- Casper
- Cheyenne
- Douglas
- Gillette
- Hot Springs County
- Jackson
- Lander
- Laramie
- Lincoln County
- Moorcroft
- Powell
- Rawlins
- Rock Springs
- Sheridan
- Torrington
- Uinta County

Big Horn County: January - December 2024

	Jan.	Feb.	Mar.	Apr.	May	Jun.	July	Aug.	Sept.	Oct.	Nov.	Dec.	Totals & Ave.
<b>Total Arrests</b>	0	0	15	0	0	0	1	5	0	5	0	0	26
Over 21	0	0	0	0	0	0	0	0	0	0	0	0	0
18-20	0	0	12	0	0	0	0	4	0	5	0	0	21
15-17	0	0	3	0	0	0	1	1	0	0	0	0	5
14 and Under	0	0	0	0	0	0	0	0	0	0	0	0	0
Age Unknown	0	0	0	0	0	0	0	0	0	0	0	0	0
<b>Total Cite/Release</b>	0	0	15	0	0	0	1	4	0	4	0	0	24
Juvenile Cite/Release	0	0	3	0	0	0	1	1	0	0	0	0	5
<b>Total Arrest/Custody</b>	0	0	0	0	0	0	0	1	0	1	0	0	2
Juvenile Arrest/Custody	0	0	0	0	0	0	0	0	0	0	0	0	0
<b>Day of Week</b>													
Monday	0	0	0	0	0	0	0	0	0	0	0	0	0
Tuesday	0	0	0	0	0	0	0	0	0	0	0	0	0
Wednesday	0	0	0	0	0	0	0	0	0	0	0	0	0
Thursday	0	0	0	0	0	0	0	0	0	0	0	0	0
Friday	0	0	0	0	0	0	0	0	0	0	0	0	0
Saturday	0	0	15	0	0	0	0	0	0	0	0	0	15
Sunday	0	0	0	0	0	0	1	5	0	5	0	0	11
<b>Time</b>													
10am-4pm	0	0	0	0	0	0	0	0	0	0	0	0	0
4pm-10pm	0	0	0	0	0	0	0	0	0	0	0	0	0
10pm-12am	0	0	15	0	0	0	1	0	0	0	0	0	16
12am-2am	0	0	0	0	0	0	0	5	0	0	0	0	5
2am-4am	0	0	0	0	0	0	0	0	0	5	0	0	5
4am-10am	0	0	0	0	0	0	0	0	0	0	0	0	0
<b>Age and Gender</b>													
Female 14 and under	0	0	0	0	0	0	0	0	0	0	0	0	0
Female 15-17	0	0	1	0	0	0	0	1	0	0	0	0	2
Female 18-20	0	0	2	0	0	0	0	1	0	3	0	0	6
Female over 21	0	0	0	0	0	0	0	0	0	0	0	0	0
Female no age	0	0	0	0	0	0	0	0	0	0	0	0	0
Male 14 and under	0	0	0	0	0	0	0	0	0	0	0	0	0
Male 15-17	0	0	2	0	0	0	1	0	0	0	0	0	3
Male 18-20	0	0	10	0	0	0	0	3	0	2	0	0	15
Male over 21	0	0	0	0	0	0	0	0	0	0	0	0	0
Male no age	0	0	0	0	0	0	0	0	0	0	0	0	0
<b>MIP</b>	0	0	15	0	0	0	1	4	0	5	0	0	25
17 and Under	0	0	3	0	0	0	1	1	0	0	0	0	5
18-20	0	0	12	0	0	0	0	3	0	5	0	0	20
14 and Under	0	0	0	0	0	0	0	0	0	0	0	0	0
15-17	0	0	3	0	0	0	1	1	0	0	0	0	5

DUI	0	0	0	0	0	0	0	1	0	0	0	0	1
17 and Under	0	0	0	0	0	0	0	0	0	0	0	0	0
18-20	0	0	0	0	0	0	0	1	0	0	0	0	1
21 and Over	0	0	0	0	0	0	0	0	0	0	0	0	0
Open Container	0	0	0	0	0	0	0	0	0	0	0	0	0
Youthful Offender	0	0	0	0	0	0	0	1	0	0	0	0	1
Public Intoxication	0	0	0	0	0	0	0	0	0	0	0	0	0
17 and Under	0	0	0	0	0	0	0	0	0	0	0	0	0
18-20	0	0	0	0	0	0	0	0	0	0	0	0	0
21 and Over	0	0	0	0	0	0	0	0	0	0	0	0	0
14 and Under	0	0	0	0	0	0	0	0	0	0	0	0	0
15-17	0	0	0	0	0	0	0	0	0	0	0	0	0
Minor in Establishment	0	0	0	0	0	0	0	0	0	0	0	0	0
Furnish to Minor	0	0	0	0	0	0	0	0	0	0	0	0	0
Sell to Minor	0	0	0	0	0	0	0	0	0	0	0	0	0
False ID	0	0	0	0	0	0	0	0	0	0	0	0	0
BAC													
PBT	0	0	0	0	0	0	0	0.010	0	0.062	0	0	0.036
Intoximeter	0	0	0	0	0	0	0	0.030	0	0	0	0	0.030
Refused	0	0	0	0	0	0	1	0	0	0	0	0	1
Accident Related	0	0	0	0	0	0	0	0	0	0	0	0	0
Location of Offense													
Bar	0	0	0	0	0	0	0	0	0	0	0	0	0
Other	0	0	15	0	0	0	0	5	0	0	0	0	20
Park	0	0	0	0	0	0	0	0	0	0	0	0	0
Parking Lot	0	0	0	0	0	0	1	0	0	0	0	0	1
Residence	0	0	0	0	0	0	0	0	0	0	0	0	0
Restaurant	0	0	0	0	0	0	0	0	0	0	0	0	0
School	0	0	0	0	0	0	0	0	0	0	0	0	0
Street	0	0	0	0	0	0	0	0	0	0	0	0	0
Vehicle	0	0	0	0	0	0	0	0	0	5	0	0	5
Where Minor Obt. Alc.													
Bar	0	0	0	0	0	0	0	0	0	0	0	0	0
Home	0	0	0	0	0	0	0	0	0	0	0	0	0
Liquor Store	0	0	0	0	0	0	0	0	0	0	0	0	0
Party	0	0	15	0	0	0	0	5	0	0	0	0	20
Other Crimes Charged													
Felony	0	0	0	0	0	0	0	0	0	0	0	0	0
Misdemeanor	0	0	0	0	0	0	0	0	0	0	0	0	0
Assault	0	0	0	0	0	0	0	0	0	0	0	0	0
Resisting Arrest	0	0	0	0	0	0	0	0	0	0	0	0	0
Interference	0	0	0	0	0	0	0	0	0	0	0	0	0
Disturbance	0	0	0	0	0	0	0	0	0	0	0	0	0
Curfew	0	0	0	0	0	0	0	0	0	0	0	0	0
Possession of Controlled Substance	0	0	0	0	0	0	0	0	0	0	0	0	0

## Carbon County: January - December 2024

	Jan.	Feb.	Mar.	Apr.	May	Jun.	July	Aug.	Sept.	Oct.	Nov.	Dec.	Totals & Ave.
<b>Total Arrests</b>	0	1	0	0	8	2	2	4	0	5	0	0	22
Over 21	0	0	0	0	0	0	0	0	0	0	0	0	0
18-20	0	0	0	0	3	1	1	4	0	0	0	0	9
15-17	0	1	0	0	5	1	1	0	0	2	0	0	10
14 and Under	0	0	0	0	0	0	0	0	0	3	0	0	3
Age Unknown	0	0	0	0	0	0	0	0	0	0	0	0	0
<b>Total Cite/Release</b>	0	1	0	0	7	0	2	4	0	5	0	0	19
Juvenile Cite/Release	0	1	0	0	5	0	1	0	0	5	0	0	12
<b>Total Arrest/Custody</b>	0	0	0	0	1	2	0	0	0	0	0	0	3
Juvenile Arrest/Custody	0	0	0	0	0	1	0	0	0	0	0	0	1
<b>Day of Week</b>													
Monday	0	0	0	0	0	0	0	0	0	0	0	0	0
Tuesday	0	0	0	0	0	0	0	0	0	1	0	0	1
Wednesday	0	0	0	0	0	1	0	0	0	0	0	0	1
Thursday	0	0	0	0	1	0	2	0	0	0	0	0	3
Friday	0	0	0	0	0	1	0	0	0	4	0	0	5
Saturday	0	1	0	0	5	0	0	4	0	0	0	0	10
Sunday	0	0	0	0	2	0	0	0	0	0	0	0	2
<b>Time</b>													
10am-4pm	0	0	0	0	0	0	0	1	0	0	0	0	1
4pm-10pm	0	0	0	0	1	1	0	3	0	5	0	0	10
10pm-12am	0	0	0	0	0	1	1	0	0	0	0	0	2
12am-2am	0	1	0	0	6	0	0	0	0	0	0	0	7
2am-4am	0	0	0	0	0	0	1	0	0	0	0	0	1
4am-10am	0	0	0	0	1	0	0	0	0	0	0	0	1
<b>Age and Gender</b>													
Female 14 and under	0	0	0	0	0	0	0	0	0	2	0	0	2
Female 15-17	0	1	0	0	4	0	0	0	0	0	0	0	5
Female 18-20	0	0	0	0	1	0	0	0	0	0	0	0	1
Female over 21	0	0	0	0	0	0	0	0	0	0	0	0	0
Female no age	0	0	0	0	0	0	0	0	0	0	0	0	0
Male 14 and under	0	0	0	0	0	0	0	0	0	1	0	0	1
Male 15-17	0	0	0	0	1	1	1	0	0	2	0	0	5
Male 18-20	0	0	0	0	2	1	1	4	0	0	0	0	8
Male over 21	0	0	0	0	0	0	0	0	0	0	0	0	0
Male no age	0	0	0	0	0	0	0	0	0	0	0	0	0
<b>MIP</b>	0	0	0	0	5	0	2	4	0	1	0	0	12
17 and Under	0	0	0	0	4	0	1	0	0	1	0	0	6
18-20	0	0	0	0	1	0	1	4	0	0	0	0	6
14 and Under	0	0	0	0	0	0	0	0	0	0	0	0	0
15-17	0	0	0	0	4	0	1	0	0	1	0	0	6
<b>DUI</b>	0	1	0	0	4	2	0	0	0	0	0	0	7
17 and Under	0	1	0	0	2	1	0	0	0	0	0	0	4
18-20	0	0	0	0	2	1	0	0	0	0	0	0	3
21 and Over	0	0	0	0	0	0	0	0	0	0	0	0	0
<b>Open Container</b>	0	0	0	0	0	0	0	0	0	0	0	0	0
<b>Youthful Offender</b>	0	0	0	0	0	0	0	0	0	0	0	0	0
<b>Public Intoxication</b>	0	0	0	0	0	0	0	0	0	0	0	0	0
17 and Under	0	0	0	0	0	0	0	0	0	0	0	0	0
18-20	0	0	0	0	0	0	0	0	0	0	0	0	0
21 and Over	0	0	0	0	0	0	0	0	0	0	0	0	0
14 and Under	0	0	0	0	0	0	0	0	0	0	0	0	0
15-17	0	0	0	0	0	0	0	0	0	0	0	0	0
<b>Minor in Establishment</b>	0	0	0	0	0	0	0	0	0	0	0	0	0
<b>Furnish to Minor</b>	0	0	0	0	0	0	0	0	0	0	0	0	0
<b>Sell to Minor</b>	0	0	0	0	0	0	0	0	0	0	0	0	0
<b>False ID</b>	0	0	0	0	0	0	0	0	0	0	0	0	0
<b>BAC</b>													
PBT	0	0	0	0	0	0	0.200	0.040	0	0	0	0	0.120
Intoximeter	0	0.080	0	0	0.083	0.075	0	0	0	0	0	0	0.079
Refused	0	0	0	0	0	0	0	0	0	0	0	0	0
<b>Accident Related</b>	0	0	0	0	0	0	0	0	0	0	0	0	0
<b>Location of Offense</b>													
Bar	0	0	0	0	0	0	0	0	0	0	0	0	0
Other	0	0	0	0	0	0	0	0	0	0	0	0	0

Park	0	0	0	0	0	0	0	3	0	0	0	0	3
Parking Lot	0	0	0	0	0	1	0	0	0	0	0	0	1
Residence	0	0	0	0	0	0	0	0	0	4	0	0	4
Restaurant	0	0	0	0	0	0	0	0	0	0	0	0	0
School	0	0	0	0	0	0	0	0	0	1	0	0	1
Street	0	1	0	0	7	1	2	1	0	0	0	0	12
Vehicle	0	0	0	0	0	0	0	0	0	0	0	0	0
Where Minor Obt. Alc.													
Bar	0	0	0	0	0	0	0	0	0	0	0	0	0
Home	0	0	0	0	0	0	0	0	0	0	0	0	0
Liquor Store	0	0	0	0	0	0	0	0	0	0	0	0	0
Party	0	0	0	0	1	0	0	1	0	0	0	0	2
Other Crimes Charged													
Felony	0	0	0	0	0	0	0	0	0	0	0	0	0
Misdemeanor	0	0	0	0	0	0	0	0	0	0	0	0	0
Assault	0	0	0	0	0	0	0	0	0	0	0	0	0
Resisting Arrest	0	0	0	0	0	0	0	0	0	0	0	0	0
Interference	0	0	0	0	2	0	0	0	0	0	0	0	2
Disturbance	0	0	0	0	0	0	0	0	0	0	0	0	0
Curfew	0	0	0	0	0	0	0	0	0	0	0	0	0
Possession of Controlled Substance	0	0	0	0	0	0	0	0	0	0	0	0	0

Casper PD: January - December 2024

	Jan.	Feb.	Mar.	Apr.	May	Jun.	July	Aug.	Sept.	Oct.	Nov.	Dec.	Totals & Ave.
<b>Total Arrests</b>	17	29	34	21	41	6	11	19	62	48	40	14	342
Over 21	0	0	0	0	0	0	0	0	0	0	0	0	0
18-20	5	6	12	6	8	4	5	5	22	9	11	6	99
15-17	7	14	13	10	28	2	2	12	29	22	18	2	159
14 and Under	5	9	9	5	5	0	4	2	11	17	11	6	84
Age Unknown	0	0	0	0	0	0	0	0	0	0	0	0	0
<b>Total Cite/Release</b>	15	25	24	18	34	4	8	11	46	39	36	10	270
Juvenile Cite/Release	12	22	21	15	32	2	6	11	36	38	27	8	230
<b>Total Arrest/Custody</b>	2	4	10	3	7	2	3	8	16	9	4	4	72
Juvenile Arrest/Custody	0	1	1	0	1	0	0	3	4	1	2	0	13
<b>Day of Week</b>													
Monday	3	3	1	4	12	2	1	2	5	3	7	4	47
Tuesday	1	9	2	4	2	0	1	4	7	8	6	1	45
Wednesday	4	6	8	0	5	0	0	5	5	6	2	3	44
Thursday	4	5	4	2	2	1	6	1	10	10	13	0	58
Friday	1	2	6	5	6	1	0	3	16	10	4	1	55
Saturday	2	3	12	4	7	1	1	2	7	5	2	3	49
Sunday	2	1	1	2	7	1	2	2	12	6	6	2	44
<b>Time</b>													
10am-4pm	5	9	10	11	6	1	0	3	17	15	14	5	96
4pm-10pm	2	3	11	2	6	0	6	4	9	6	8	0	57
10pm-12am	1	3	3	1	5	1	0	4	12	5	6	2	43
12am-2am	1	2	4	7	12	2	3	1	10	5	0	2	49
2am-4am	0	3	0	0	5	1	1	3	6	2	5	2	28
4am-10am	8	9	6	0	7	1	1	4	8	15	7	3	69
<b>Age and Gender</b>													
Female 14 and under	1	4	2	4	4	0	3	0	5	11	7	3	44
Female 15-17	2	5	4	6	9	0	0	5	7	6	7	0	51
Female 18-20	2	2	1	1	3	3	2	2	3	3	0	1	23
Female over 21	0	0	0	0	0	0	0	0	0	0	0	0	0
Female no age	0	0	0	0	0	0	0	0	0	0	0	0	0
Male 14 and under	4	5	7	1	1	0	1	2	6	6	4	3	40
Male 15-17	5	9	9	4	19	2	2	7	22	16	11	2	108
Male 18-20	3	4	11	5	5	1	3	3	19	6	11	5	76
Male over 21	0	0	0	0	0	0	0	0	0	0	0	0	0
Male no age	0	0	0	0	0	0	0	0	0	0	0	0	0
<b>MIP</b>	4	8	5	13	12	2	9	6	13	5	9	4	90
17 and Under	0	4	3	8	11	1	6	4	8	1	3	1	50
18-20	4	4	2	5	1	1	3	2	5	4	6	3	40
14 and Under	0	1	2	1	0	0	4	1	3	0	1	0	13
15-17	0	3	1	7	11	1	2	3	5	1	2	1	37
<b>DUI</b>	0	23	34	21	41	6	11	19	62	48	8	1	274
17 and Under	0	18	22	15	33	2	6	14	40	39	8	0	197
18-20	0	5	12	6	8	4	5	5	22	9	0	1	77
21 and Over	0	0	0	0	0	0	0	0	0	0	0	0	0
<b>Open Container</b>	0	0	0	0	3	0	0	0	0	0	0	0	3
<b>Youthful Offender</b>	0	1	0	0	0	0	0	0	0	0	0	0	1
<b>Public Intoxication</b>	0	0	0	0	0	1	1	1	0	0	0	1	4
17 and Under	0	0	0	0	0	0	0	0	0	0	0	0	0
18-20	0	0	0	0	0	1	1	1	0	0	0	1	4
21 and Over	0	0	0	0	0	0	0	0	0	0	0	0	0
14 and Under	0	0	0	0	0	0	0	0	0	0	0	0	0
15-17	0	0	0	0	0	0	0	0	0	0	0	0	0
<b>Minor in Establishment</b>	0	0	0	0	0	0	0	0	0	0	0	0	0
<b>Furnish to Minor</b>	0	0	0	0	0	0	0	0	0	0	0	0	0
<b>Sell to Minor</b>	0	0	0	0	0	0	0	0	0	0	0	0	0
<b>False ID</b>	0	0	0	0	0	0	0	0	0	0	0	1	1
<b>BAC</b>													
PBT	0.180	0.100	0.125	0.092	0.087	0.120	0.150	0.108	0.088	0.082	0.083	0.083	0.108
Intoximeter	0	0.145	0.195	0.090	0.100	0.120	0	0.110	0.097	0.073	0.050	0.060	0.104
Refused	0	0	0	0	0	0	0	0	0	0	0	0	0
<b>Accident Related</b>	0	0	0	0	0	0	0	0	0	0	0	0	0
<b>Location of Offense</b>													
Bar	0	0	0	0	0	0	0	0	0	0	0	0	0
Other	1	3	5	4	1	0	0	1	0	1	0	0	16

Park	0	0	0	0	3	0	5	0	0	0	0	0	8
Parking Lot	1	1	0	4	2	1	0	2	1	2	0	1	15
Residence	1	0	4	0	2	1	2	3	2	8	0	0	23
Restaurant	0	0	0	0	0	0	0	0	0	0	0	0	0
School	12	16	15	9	10	0	0	4	28	28	19	7	148
Street	1	8	10	4	21	4	3	9	31	8	19	6	124
Vehicle	1	1	0	0	0	0	1	0	0	1	2	0	6
Where Minor Obt. Alc.													
Bar	0	1	0	0	0	1	0	0	0	0	0	0	2
Home	0	0	0	0	0	0	0	0	0	0	0	0	0
Liquor Store	0	0	0	0	1	0	0	0	0	0	0	0	1
Party	1	3	0	4	6	0	5	2	0	8	2	4	35
Other Crimes Charged													
Felony	0	0	0	0	0	0	0	0	0	0	0	0	0
Misdemeanor	0	0	0	0	0	0	0	0	0	0	0	0	0
Assault	0	0	1	0	0	0	0	0	0	1	0	0	2
Resisting Arrest	0	0	0	0	0	0	0	0	0	0	0	0	0
Interference	0	1	0	0	2	0	0	0	0	0	0	0	3
Disturbance	0	0	0	0	0	1	0	0	0	0	0	1	2
Curfew	0	0	0	0	0	0	0	0	1	1	0	0	2
Possession of Controlled Substance	0	1	0	1	2	0	1	4	16	8	0	3	36



Cheyenne PD: January - December 2024

	Jan.	Feb.	Mar.	Apr.	May	Jun.	July	Aug.	Sept.	Oct.	Nov.	Dec.	Totals & Ave.
<b>Total Arrests</b>	2	2	7	2	3	3	0	0	0	0	0	0	19
Over 21	0	0	0	0	0	0	0	0	0	0	0	0	0
18-20	1	0	3	1	3	0	0	0	0	0	0	0	8
15-17	1	2	3	1	0	3	0	0	0	0	0	0	10
14 and Under	0	0	1	0	0	0	0	0	0	0	0	0	1
Age Unknown	0	0	0	0	0	0	0	0	0	0	0	0	0
<b>Total Cite/Release</b>	1	1	6	2	2	2	0	0	0	0	0	0	14
Juvenile Cite/Release	1	1	4	1	0	2	0	0	0	0	0	0	9
<b>Total Arrest/Custody</b>	1	1	1	0	1	1	0	0	0	0	0	0	5
Juvenile Arrest/Custody	0	1	0	0	0	1	0	0	0	0	0	0	2
<b>Day of Week</b>													
Monday	0	0	0	0	0	0	0	0	0	0	0	0	0
Tuesday	1	0	0	1	0	0	0	0	0	0	0	0	2
Wednesday	0	1	0	0	0	0	0	0	0	0	0	0	1
Thursday	0	0	1	0	0	0	0	0	0	0	0	0	1
Friday	0	0	1	1	1	2	0	0	0	0	0	0	5
Saturday	0	1	4	0	2	0	0	0	0	0	0	0	7
Sunday	1	0	1	0	0	1	0	0	0	0	0	0	3
<b>Time</b>													
10am-4pm	1	1	0	1	0	0	0	0	0	0	0	0	3
4pm-10pm	0	0	2	1	1	0	0	0	0	0	0	0	4
10pm-12am	0	0	4	0	0	0	0	0	0	0	0	0	4
12am-2am	0	1	1	0	0	3	0	0	0	0	0	0	5
2am-4am	1	0	0	0	1	0	0	0	0	0	0	0	2
4am-10am	0	0	0	0	1	0	0	0	0	0	0	0	1
<b>Age and Gender</b>													
Female 14 and under	0	0	0	0	0	0	0	0	0	0	0	0	0
Female 15-17	1	2	3	0	0	2	0	0	0	0	0	0	8
Female 18-20	0	0	1	0	2	0	0	0	0	0	0	0	3
Female over 21	0	0	0	0	0	0	0	0	0	0	0	0	0
Female no age	0	0	0	0	0	0	0	0	0	0	0	0	0
Male 14 and under	0	0	1	0	0	0	0	0	0	0	0	0	1
Male 15-17	0	0	0	1	0	1	0	0	0	0	0	0	2
Male 18-20	1	0	2	1	1	0	0	0	0	0	0	0	5
Male over 21	0	0	0	0	0	0	0	0	0	0	0	0	0
Male no age	0	0	0	0	0	0	0	0	0	0	0	0	0
<b>MIP</b>	1	1	4	0	2	0	0	0	0	0	0	0	8
17 and Under	1	1	3	0	0	0	0	0	0	0	0	0	5
18-20	0	0	1	0	2	0	0	0	0	0	0	0	3
14 and Under	0	0	0	0	0	0	0	0	0	0	0	0	0
15-17	1	1	3	0	0	0	0	0	0	0	0	0	5
<b>DUI</b>	0	0	0	0	0	0	0	0	0	0	0	0	0
17 and Under	0	0	0	0	0	0	0	0	0	0	0	0	0
18-20	0	0	0	0	0	0	0	0	0	0	0	0	0
21 and Over	0	0	0	0	0	0	0	0	0	0	0	0	0
<b>Open Container</b>	0	0	0	0	0	0	0	0	0	0	0	0	0
<b>Youthful Offender</b>	0	1	3	1	0	1	0	0	0	0	0	0	6
<b>Public Intoxication</b>	0	0	0	0	0	0	0	0	0	0	0	0	0
17 and Under	0	0	0	0	0	0	0	0	0	0	0	0	0
18-20	0	0	0	0	0	0	0	0	0	0	0	0	0
21 and Over	0	0	0	0	0	0	0	0	0	0	0	0	0
14 and Under	0	0	0	0	0	0	0	0	0	0	0	0	0
15-17	0	0	0	0	0	0	0	0	0	0	0	0	0
<b>Minor in Establishment</b>	0	0	0	0	0	0	0	0	0	0	0	0	0
<b>Furnish to Minor</b>	0	0	1	1	1	0	0	0	0	0	0	0	3
<b>Sell to Minor</b>	0	0	0	0	0	0	0	0	0	0	0	0	0
<b>False ID</b>	0	0	0	0	0	0	0	0	0	0	0	0	0
<b>BAC</b>													
PBT	0.120	0	0.075	0	0	0	0	0	0	0	0	0	0.098
Intoximeter	0	0	0	0	0	0.170	0	0	0	0	0	0	0.170
Refused	0	0	0	0	0	0	0	0	0	0	0	0	0
<b>Accident Related</b>	0	0	0	0	0	0	0	0	0	0	0	0	0
<b>Location of Offense</b>													
Bar	0	0	0	0	1	0	0	0	0	0	0	0	1
Other	1	1	1	1	0	0	0	0	0	0	0	0	4

Park	0	0	0	0	0	0	0	0	0	0	0	0	0
Parking Lot	0	0	0	1	1	2	0	0	0	0	0	0	4
Residence	0	0	0	0	0	0	0	0	0	0	0	0	0
Restaurant	0	0	0	0	0	0	0	0	0	0	0	0	0
School	0	0	0	0	0	0	0	0	0	0	0	0	0
Street	1	1	6	0	1	1	0	0	0	0	0	0	10
Vehicle	0	0	0	0	0	0	0	0	0	0	0	0	0
Where Minor Obt. Alc.													
Bar	0	0	0	0	0	0	0	0	0	0	0	0	0
Home	0	0	0	0	0	0	0	0	0	0	0	0	0
Liquor Store	0	0	0	0	1	0	0	0	0	0	0	0	1
Party	0	0	0	0	0	0	0	0	0	0	0	0	0
Other Crimes Charged													
Felony	0	0	0	0	0	0	0	0	0	0	0	0	0
Misdemeanor	0	0	0	0	0	0	0	0	0	0	0	0	0
Assault	0	0	0	0	0	0	0	0	0	0	0	0	0
Resisting Arrest	1	0	0	0	0	0	0	0	0	0	0	0	1
Interference	0	0	0	0	0	0	0	0	0	0	0	0	0
Disturbance	0	0	0	0	0	0	0	0	0	0	0	0	0
Curfew	0	0	0	0	0	2	0	0	0	0	0	0	2
Possession of Controlled Substance	0	0	0	0	0	0	0	0	0	0	0	0	0

## Douglas PD: January - December 2024

	Jan.	Feb.	Mar.	Apr.	May	Jun.	July	Aug.	Sept.	Oct.	Nov.	Dec.	Totals & Ave.
<b>Total Arrests</b>	7	0	1	1	5	0	1	3	2	12	2	0	34
Over 21	0	0	0	0	0	0	0	0	0	0	0	0	0
18-20	2	0	1	1	2	0	1	2	0	3	1	0	13
15-17	5	0	0	0	0	0	0	1	2	8	1	0	17
14 and Under	0	0	0	0	3	0	0	0	0	1	0	0	4
Age Unknown	0	0	0	0	0	0	0	0	0	0	0	0	0
<b>Total Cite/Release</b>	6	0	0	0	4	0	0	2	2	12	0	0	26
Juvenile Cite/Release	5	0	0	0	2	0	0	1	2	9	0	0	19
<b>Total Arrest/Custody</b>	1	0	1	1	1	0	1	1	0	0	2	0	8
Juvenile Arrest/Custody	0	0	0	0	1	0	0	0	0	0	1	0	2
<b>Day of Week</b>													
Monday	1	0	0	0	2	0	0	0	0	0	0	0	3
Tuesday	0	0	0	0	0	0	0	0	0	0	1	0	1
Wednesday	1	0	0	0	0	0	0	2	1	3	0	0	7
Thursday	0	0	0	0	3	0	0	0	0	6	0	0	9
Friday	0	0	0	1	0	0	0	0	1	2	1	0	5
Saturday	0	0	0	0	0	0	0	0	0	1	0	0	1
Sunday	5	0	1	0	0	0	1	1	0	0	0	0	8
<b>Time</b>													
10am-4pm	0	0	0	0	0	0	0	0	1	8	1	0	10
4pm-10pm	0	0	0	0	2	0	0	0	1	1	0	0	4
10pm-12am	1	0	0	0	0	0	0	2	0	0	1	0	4
12am-2am	6	0	0	1	0	0	0	1	0	0	0	0	8
2am-4am	0	0	0	0	0	0	0	0	0	0	0	0	0
4am-10am	0	0	1	0	3	0	1	0	0	3	0	0	8
<b>Age and Gender</b>													
Female 14 and under	0	0	0	0	2	0	0	0	0	0	0	0	2
Female 15-17	2	0	0	0	0	0	0	1	1	1	0	0	5
Female 18-20	0	0	0	0	2	0	0	1	0	0	0	0	3
Female over 21	0	0	0	0	0	0	0	0	0	0	0	0	0
Female no age	0	0	0	0	0	0	0	0	0	0	0	0	0
Male 14 and under	0	0	0	0	1	0	0	0	0	1	0	0	2
Male 15-17	3	0	0	0	0	0	0	0	1	7	1	0	12
Male 18-20	2	0	1	1	0	0	1	1	0	3	1	0	10
Male over 21	0	0	0	0	0	0	0	0	0	0	0	0	0
Male no age	0	0	0	0	0	0	0	0	0	0	0	0	0
<b>MIP</b>	7	0	1	1	5	0	0	2	0	1	0	0	17
17 and Under	5	0	0	0	3	0	0	1	0	0	0	0	9
18-20	2	0	1	1	2	0	0	1	0	1	0	0	8
14 and Under	0	0	0	0	3	0	0	0	0	0	0	0	3
15-17	5	0	0	0	0	0	0	1	0	0	0	0	6
<b>DUI</b>	0	0	0	0	0	0	0	0	0	0	1	0	1
17 and Under	0	0	0	0	0	0	0	0	0	0	0	0	0
18-20	0	0	0	0	0	0	0	0	0	0	1	0	1
21 and Over	0	0	0	0	0	0	0	0	0	0	0	0	0
<b>Open Container</b>	0	0	0	0	0	0	0	0	0	0	0	0	0
<b>Youthful Offender</b>	0	0	0	0	0	0	1	1	0	0	0	0	2
<b>Public Intoxication</b>	0	0	0	0	0	0	0	0	0	0	0	0	0
17 and Under	0	0	0	0	0	0	0	0	0	0	0	0	0
18-20	0	0	0	0	0	0	0	0	0	0	0	0	0
21 and Over	0	0	0	0	0	0	0	0	0	0	0	0	0
14 and Under	0	0	0	0	0	0	0	0	0	0	0	0	0
15-17	0	0	0	0	0	0	0	0	0	0	0	0	0
<b>Minor in Establishment</b>	0	0	0	0	0	0	0	0	0	0	0	0	0
<b>Furnish to Minor</b>	0	0	0	0	0	0	0	0	0	0	0	0	0
<b>Sell to Minor</b>	0	0	0	0	0	0	0	0	0	0	0	0	0
<b>False ID</b>	0	0	0	0	0	0	0	0	0	0	0	0	0
<b>BAC</b>													
PBT	0.127	0	0.111	0.177	0.236	0	0	0.056	0	0	0.170	0	0.146
Intoximeter	0	0	0	0	0	0	0.830	0	0	0	0	0	0.830
Refused	0	0	0	0	0	0	0	0	0	0	0	0	0
<b>Accident Related</b>	0	0	0	0	0	0	0	0	0	0	0	0	0
<b>Location of Offense</b>													
Bar	0	0	0	0	0	0	0	0	0	0	0	0	0
Other	0	0	1	0	0	0	0	1	0	0	1	0	3
Park	5	0	0	0	3	0	0	0	0	0	0	0	8

Parking Lot	0	0	0	0	0	0	0	0	0	0	0	0	0
Residence	0	0	0	0	2	0	0	0	0	0	0	0	2
Restaurant	0	0	0	0	0	0	0	0	0	0	0	0	0
School	0	0	0	0	0	0	0	0	2	0	0	0	2
Street	0	0	0	1	0	0	1	0	0	0	0	0	2
Vehicle	2	0	0	0	0	0	0	2	0	0	1	0	5
Where Minor Obt. Alc.													
Bar	0	0	0	0	0	0	0	0	0	0	0	0	0
Home	0	0	0	0	0	0	0	0	0	0	0	0	0
Liquor Store	0	0	0	0	0	0	0	0	0	0	0	0	0
Party	0	0	0	0	0	0	0	0	0	0	0	0	0
Other Crimes Charged													
Felony	0	0	0	0	0	0	0	0	0	0	0	0	0
Misdemeanor	0	0	0	0	0	0	1	0	0	0	0	0	1
Assault	0	0	0	0	1	0	0	0	1	0	0	0	2
Resisting Arrest	0	0	0	0	0	0	0	0	0	0	0	0	0
Interference	0	0	0	0	0	0	0	0	0	0	0	0	0
Disturbance	0	0	0	0	0	0	0	0	0	0	0	0	0
Curfew	0	0	0	0	0	0	0	0	0	0	0	0	0
Possession of Controlled Substance	0	0	1	0	0	0	0	1	0	0	1	0	3

Gillette PD: January - December 2024

	Jan.	Feb.	Mar.	Apr.	May	Jun.	July	Aug.	Sept.	Oct.	Nov.	Dec.	Totals & Ave.
<b>Total Arrests</b>	2	11	9	10	14	13	14	8	13	5	11	4	114
Over 21	0	0	0	1	0	0	0	0	0	0	0	0	1
18-20	2	8	9	5	11	11	6	6	8	4	11	3	84
15-17	0	3	0	4	0	2	8	2	5	1	0	1	26
14 and Under	0	0	0	0	3	0	0	0	0	0	0	0	3
Age Unknown	0	0	0	0	0	0	0	0	0	0	0	0	0
<b>Total Cite/Release</b>	2	8	6	6	12	10	12	7	12	4	9	3	91
Juvenile Cite/Release	0	2	0	3	3	1	7	2	5	1	0	1	25
<b>Total Arrest/Custody</b>	0	3	3	4	2	3	2	1	1	1	2	1	23
Juvenile Arrest/Custody	0	1	0	1	0	1	1	0	0	0	0	0	4
<b>Day of Week</b>													
Monday	0	1	0	0	0	1	0	2	0	0	2	0	6
Tuesday	1	0	0	3	5	0	0	1	0	0	1	0	11
Wednesday	0	0	0	4	2	0	0	1	0	0	0	0	7
Thursday	0	2	2	1	0	1	5	2	0	0	0	2	15
Friday	0	3	4	2	2	0	0	0	4	0	5	1	21
Saturday	1	3	1	0	1	3	6	1	3	5	3	1	28
Sunday	0	2	2	0	4	8	3	1	6	0	0	0	26
<b>Time</b>													
10am-4pm	0	2	0	1	0	3	0	0	0	0	2	0	8
4pm-10pm	0	2	0	1	1	1	1	1	4	0	3	0	14
10pm-12am	1	1	2	0	4	2	5	2	5	2	0	4	28
12am-2am	0	0	2	7	4	0	3	3	1	1	0	0	21
2am-4am	1	1	3	0	2	6	1	0	0	0	6	0	20
4am-10am	0	5	2	1	3	1	4	2	3	2	0	0	23
<b>Age and Gender</b>													
Female 14 and under	0	0	0	0	3	0	0	0	0	0	0	0	3
Female 15-17	0	2	0	0	0	1	3	0	3	1	0	0	10
Female 18-20	1	2	0	0	1	3	2	0	1	0	4	1	15
Female over 21	0	0	0	1	0	0	0	0	0	0	0	0	1
Female no age	0	0	0	0	0	0	0	0	0	0	0	0	0
Male 14 and under	0	0	0	0	0	0	0	0	0	0	0	0	0
Male 15-17	0	1	0	4	0	1	5	2	2	0	0	1	16
Male 18-20	1	6	9	5	10	8	4	6	7	4	7	2	69
Male over 21	0	0	0	0	0	0	0	0	0	0	0	0	0
Male no age	0	0	0	0	0	0	0	0	0	0	0	0	0
<b>MIP</b>	2	8	6	6	11	10	13	5	12	3	8	0	84
17 and Under	0	2	0	4	3	1	7	2	5	1	0	0	25
18-20	2	6	6	2	8	9	6	3	7	2	8	0	59
14 and Under	0	0	0	0	3	0	0	0	0	0	0	0	3
15-17	0	2	0	4	0	1	7	2	5	1	0	0	22
<b>DUI</b>	0	2	3	3	1	3	0	1	1	1	2	1	18
17 and Under	0	1	0	0	0	1	0	0	0	0	0	0	2
18-20	0	1	3	3	1	2	0	1	1	1	2	1	16
21 and Over	0	0	0	0	0	0	0	0	0	0	0	0	0
<b>Open Container</b>	0	0	0	0	0	0	0	0	0	0	0	0	0
<b>Youthful Offender</b>	0	0	0	0	0	0	0	0	0	0	0	0	0
<b>Public Intoxication</b>	0	0	0	0	0	0	0	0	0	0	0	0	0
17 and Under	0	0	0	0	0	0	0	0	0	0	0	0	0
18-20	0	0	0	0	0	0	0	0	0	0	0	0	0
21 and Over	0	0	0	0	0	0	0	0	0	0	0	0	0
14 and Under	0	0	0	0	0	0	0	0	0	0	0	0	0
15-17	0	0	0	0	0	0	0	0	0	0	0	0	0
<b>Minor in Establishment</b>	1	4	0	0	0	0	1	0	0	0	0	0	6
<b>Furnish to Minor</b>	0	0	0	0	0	0	0	0	0	0	0	0	0
<b>Sell to Minor</b>	0	0	0	0	0	0	0	0	0	0	0	0	0
<b>False ID</b>	0	0	0	1	2	1	0	2	0	1	2	3	12
<b>BAC</b>													
PBT	0.096	0.117	0.185	0.093	0.155	0.048	0.097	0.084	0.101	0.115	0.081	0	0.106
Intoximeter	0	0	0	0	0	0	0	0	0	0	0	0	0
Refused	1	4	2	3	3	4	0	4	0	2	1	1	25
<b>Accident Related</b>	0	0	0	0	0	0	0	0	0	0	0	0	0
<b>Location of Offense</b>													
Bar	1	4	0	1	2	1	1	2	0	1	1	3	17
Other	0	1	0	1	0	0	4	1	4	0	0	0	11

Park	0	0	0	0	0	0	0	1	0	0	0	0	1
Parking Lot	0	0	0	3	0	1	7	0	4	1	0	0	16
Residence	1	1	5	3	6	8	1	3	0	2	1	0	31
Restaurant	0	0	0	0	0	0	0	0	0	0	0	0	0
School	0	0	0	0	3	0	0	0	0	0	0	0	3
Street	0	5	4	2	3	3	1	1	5	1	9	1	35
Vehicle	0	0	0	0	0	0	0	0	0	0	0	0	0
Where Minor Obt. Alc.													
Bar	0	0	0	0	0	0	0	0	0	0	0	0	0
Home	0	0	0	0	0	0	0	0	0	0	0	0	0
Liquor Store	0	0	0	0	0	0	0	0	0	0	0	0	0
Party	0	0	0	0	0	0	0	0	0	0	0	0	0
Other Crimes Charged													
Felony	0	1	0	0	0	0	0	0	0	0	0	0	1
Misdemeanor	0	2	0	3	2	1	2	0	0	0	0	0	10
Assault	0	0	0	0	0	0	0	0	0	1	0	0	1
Resisting Arrest	0	0	0	0	0	0	0	0	0	0	0	0	0
Interference	0	0	0	1	0	0	0	1	0	0	0	0	2
Disturbance	0	0	0	0	0	0	0	0	0	0	0	0	0
Curfew	0	0	0	0	0	0	0	0	0	0	0	0	0
Possession of Controlled Substance	1	0	0	0	0	1	0	1	0	0	0	0	3

Hot Springs County: January - December 2024

	Jan.	Feb.	Mar.	Apr.	May	Jun.	July	Aug.	Sept.	Oct.	Nov.	Dec.	Totals & Ave.
<b>Total Arrests</b>	2	0	0	0	4	0	0	0	1	0	0	3	10
Over 21	0	0	0	0	0	0	0	0	0	0	0	0	0
18-20	0	0	0	0	1	0	0	0	0	0	0	2	3
15-17	2	0	0	0	3	0	0	0	1	0	0	1	7
14 and Under	0	0	0	0	0	0	0	0	0	0	0	0	0
Age Unknown	0	0	0	0	0	0	0	0	0	0	0	0	0
<b>Total Cite/Release</b>	2	0	0	0	4	0	0	0	1	0	0	1	8
Juvenile Cite/Release	2	0	0	0	3	0	0	0	1	0	0	1	7
<b>Total Arrest/Custody</b>	0	0	0	0	0	0	0	0	0	0	0	2	2
Juvenile Arrest/Custody	0	0	0	0	0	0	0	0	0	0	0	0	0
<b>Day of Week</b>													
Monday	0	0	0	0	0	0	0	0	0	0	0	0	0
Tuesday	0	0	0	0	0	0	0	0	0	0	0	1	1
Wednesday	0	0	0	0	0	0	0	0	0	0	0	1	1
Thursday	2	0	0	0	0	0	0	0	1	0	0	0	3
Friday	0	0	0	0	4	0	0	0	0	0	0	0	4
Saturday	0	0	0	0	0	0	0	0	0	0	0	0	0
Sunday	0	0	0	0	0	0	0	0	0	0	0	1	1
<b>Time</b>													
10am-4pm	2	0	0	0	0	0	0	0	0	0	0	0	2
4pm-10pm	0	0	0	0	0	0	0	0	1	0	0	3	4
10pm-12am	0	0	0	0	4	0	0	0	0	0	0	0	4
12am-2am	0	0	0	0	0	0	0	0	0	0	0	0	0
2am-4am	0	0	0	0	0	0	0	0	0	0	0	0	0
4am-10am	0	0	0	0	0	0	0	0	0	0	0	0	0
<b>Age and Gender</b>													
Female 14 and under	0	0	0	0	0	0	0	0	0	0	0	0	0
Female 15-17	2	0	0	0	2	0	0	0	0	0	0	0	4
Female 18-20	0	0	0	0	0	0	0	0	0	0	0	1	1
Female over 21	0	0	0	0	0	0	0	0	0	0	0	0	0
Female no age	0	0	0	0	0	0	0	0	0	0	0	0	0
Male 14 and under	0	0	0	0	0	0	0	0	0	0	0	0	0
Male 15-17	0	0	0	0	1	0	0	0	1	0	0	1	3
Male 18-20	0	0	0	0	1	0	0	0	0	0	0	1	2
Male over 21	0	0	0	0	0	0	0	0	0	0	0	0	0
Male no age	0	0	0	0	0	0	0	0	0	0	0	0	0
<b>MIP</b>	2	0	0	0	4	0	0	0	1	0	0	3	10
17 and Under	2	0	0	0	3	0	0	0	1	0	0	1	7
18-20	0	0	0	0	1	0	0	0	0	0	0	2	3
14 and Under	0	0	0	0	0	0	0	0	0	0	0	0	0
15-17	2	0	0	0	3	0	0	0	1	0	0	1	7
<b>DUI</b>	0	0	0	0	0	0	0	0	0	0	0	0	0
17 and Under	0	0	0	0	0	0	0	0	0	0	0	0	0
18-20	0	0	0	0	0	0	0	0	0	0	0	0	0
21 and Over	0	0	0	0	0	0	0	0	0	0	0	0	0
<b>Open Container</b>	0	0	0	0	0	0	0	0	0	0	0	0	0
<b>Youthful Offender</b>	0	0	0	0	0	0	0	0	1	0	0	1	2
<b>Public Intoxication</b>	0	0	0	0	0	0	0	0	0	0	0	0	0
17 and Under	0	0	0	0	0	0	0	0	0	0	0	0	0
18-20	0	0	0	0	0	0	0	0	0	0	0	0	0
21 and Over	0	0	0	0	0	0	0	0	0	0	0	0	0
14 and Under	0	0	0	0	0	0	0	0	0	0	0	0	0
15-17	0	0	0	0	0	0	0	0	0	0	0	0	0
<b>Minor in Establishment</b>	0	0	0	0	0	0	0	0	0	0	0	0	0
<b>Furnish to Minor</b>	0	0	0	0	0	0	0	0	0	0	0	0	0
<b>Sell to Minor</b>	0	0	0	0	0	0	0	0	0	0	0	0	0
<b>False ID</b>	0	0	0	0	0	0	0	0	0	0	0	0	0
<b>BAC</b>													
PBT	0	0	0	0	0.281	0	0	0	0	0	0	0.090	0.186
Intoximeter	0	0	0	0	0	0	0	0	0	0	0	0	0
Refused	0	0	0	0	0	0	0	0	0	0	0	0	0
<b>Accident Related</b>	0	0	0	0	0	0	0	0	0	0	0	0	0
<b>Location of Offense</b>													
Bar	0	0	0	0	0	0	0	0	0	0	0	0	0
Other	0	0	0	0	0	0	0	0	0	0	0	0	0

Park	0	0	0	0	0	0	0	0	0	0	0	0	0
Parking Lot	0	0	0	0	0	0	0	0	0	0	0	0	0
Residence	0	0	0	0	0	0	0	0	0	0	0	0	0
Restaurant	0	0	0	0	0	0	0	0	0	0	0	0	0
School	2	0	0	0	0	0	0	0	0	0	0	0	2
Street	0	0	0	0	4	0	0	0	1	0	0	3	8
Vehicle	0	0	0	0	0	0	0	0	0	0	0	0	0
Where Minor Obt. Alc.													
Bar	0	0	0	0	0	0	0	0	0	0	0	0	0
Home	0	0	0	0	0	0	0	0	0	0	0	0	0
Liquor Store	0	0	0	0	0	0	0	0	0	0	0	0	0
Party	0	0	0	0	0	0	0	0	0	0	0	0	0
Other Crimes Charged													
Felony	0	0	0	0	0	0	0	0	0	0	0	0	0
Misdemeanor	0	0	0	0	0	0	0	0	0	0	0	0	0
Assault	0	0	0	0	0	0	0	0	0	0	0	0	0
Resisting Arrest	0	0	0	0	0	0	0	0	0	0	0	0	0
Interference	0	0	0	0	0	0	0	0	0	0	0	0	0
Disturbance	0	0	0	0	0	0	0	0	0	0	0	0	0
Curfew	0	0	0	0	0	0	0	0	0	0	0	0	0
Possession of Controlled Substance	0	0	0	0	0	0	0	0	0	0	0	0	0



## Jackson PD: January - December 2024

	Jan.	Feb.	Mar.	Apr.	May	Jun.	July	Aug.	Sept.	Oct.	Nov.	Dec.	Totals & Ave.
<b>Total Arrests</b>	1	0	1	0	2	2	8	2	2	6	2	9	35
Over 21	0	0	0	0	0	0	0	0	0	0	0	0	0
18-20	0	0	0	0	2	2	7	2	1	5	1	5	25
15-17	1	0	1	0	0	0	1	0	1	1	1	4	10
14 and Under	0	0	0	0	0	0	0	0	0	0	0	0	0
Age Unknown	0	0	0	0	0	0	0	0	0	0	0	0	0
<b>Total Cite/Release</b>	1	0	1	0	2	1	5	2	2	2	1	9	26
Juvenile Cite/Release	1	0	1	0	0	0	1	0	1	1	0	4	9
<b>Total Arrest/Custody</b>	0	0	0	0	0	1	3	0	0	4	1	0	9
Juvenile Arrest/Custody	0	0	0	0	0	0	0	0	0	0	1	0	1
<b>Day of Week</b>													
Monday	0	0	0	0	0	1	2	0	0	2	0	5	10
Tuesday	0	0	0	0	0	1	2	0	0	0	0	4	7
Wednesday	0	0	0	0	0	0	0	0	0	0	0	0	0
Thursday	0	0	1	0	0	0	2	2	0	0	0	0	5
Friday	0	0	0	0	0	0	2	0	1	1	2	0	6
Saturday	1	0	0	0	0	0	0	0	0	2	0	0	3
Sunday	0	0	0	0	2	0	0	0	1	1	0	0	4
<b>Time</b>													
10am-4pm	0	0	0	0	0	0	0	0	0	0	1	0	1
4pm-10pm	0	0	0	0	0	0	0	1	0	1	0	5	7
10pm-12am	0	0	1	0	2	1	1	1	0	3	0	0	9
12am-2am	1	0	0	0	0	0	5	0	2	1	1	4	14
2am-4am	0	0	0	0	0	1	1	0	0	1	0	0	3
4am-10am	0	0	0	0	0	0	1	0	0	0	0	0	1
<b>Age and Gender</b>													
Female 14 and under	0	0	0	0	0	0	0	0	0	0	0	0	0
Female 15-17	0	0	0	0	0	0	1	0	0	0	1	2	4
Female 18-20	0	0	0	0	0	0	1	2	0	3	0	2	8
Female over 21	0	0	0	0	0	0	0	0	0	0	0	0	0
Female no age	0	0	0	0	0	0	0	0	0	0	0	0	0
Male 14 and under	0	0	0	0	0	0	0	0	0	0	0	0	0
Male 15-17	1	0	1	0	0	0	0	0	1	1	0	2	6
Male 18-20	0	0	0	0	2	2	6	0	1	2	1	3	17
Male over 21	0	0	0	0	0	0	0	0	0	0	0	0	0
Male no age	0	0	0	0	0	0	0	0	0	0	0	0	0
<b>MIP</b>	0	0	0	0	0	0	7	0	2	2	1	0	12
17 and Under	0	0	0	0	0	0	0	0	1	1	1	0	3
18-20	0	0	0	0	0	0	7	0	1	1	0	0	9
14 and Under	0	0	0	0	0	0	0	0	0	0	0	0	0
15-17	0	0	0	0	0	0	0	0	1	1	1	0	3
<b>DUI</b>	1	0	1	0	0	0	0	0	1	1	1	0	5
17 and Under	1	0	1	0	0	0	0	0	1	0	0	0	3
18-20	0	0	0	0	0	0	0	0	0	1	1	0	2
21 and Over	0	0	0	0	0	0	0	0	0	0	0	0	0
<b>Open Container</b>	0	0	1	0	0	0	3	0	0	0	0	0	4
<b>Youthful Offender</b>	1	0	1	0	2	0	2	1	2	3	0	9	21
<b>Public Intoxication</b>	0	0	0	0	0	1	0	0	0	1	0	0	2
17 and Under	0	0	0	0	0	0	0	0	0	0	0	0	0
18-20	0	0	0	0	0	1	0	0	0	1	0	0	2
21 and Over	0	0	0	0	0	0	0	0	0	0	0	0	0
14 and Under	0	0	0	0	0	0	0	0	0	0	0	0	0
15-17	0	0	0	0	0	0	0	0	0	0	0	0	0
<b>Minor in Establishment</b>	0	0	0	0	0	1	0	1	0	1	0	0	3
<b>Furnish to Minor</b>	0	0	0	0	0	0	0	0	0	0	0	0	0
<b>Sell to Minor</b>	0	0	0	0	0	0	0	0	0	0	0	0	0
<b>False ID</b>	0	0	0	0	0	1	2	2	0	3	0	5	13
<b>BAC</b>													
PBT	0.080	0	0.120	0	0.150	0	0.149	0.054	0.138	0.117	0.150	0.166	0.125
Intoximeter	0	0	0	0	0	0	0	0	0	0	0.134	0	0.134
Refused	0	0	0	0	1	1	2	0	0	1	0	0	5
<b>Accident Related</b>	0	0	0	0	0	0	0	0	0	0	0	0	0
<b>Location of Offense</b>													
Bar	0	0	0	0	0	1	0	2	0	0	0	5	8
Other	0	0	0	0	0	1	1	0	0	0	1	0	3

Park	0	0	0	0	0	0	0	0	0	0	0	0	0
Parking Lot	0	0	0	0	2	0	0	0	1	1	0	0	4
Residence	0	0	0	0	0	0	0	0	0	1	0	4	5
Restaurant	0	0	0	0	0	0	0	0	0	1	0	0	1
School	0	0	0	0	0	0	0	0	0	0	0	0	0
Street	1	0	1	0	0	0	7	0	1	3	1	0	14
Vehicle	0	0	0	0	0	0	0	0	0	0	0	0	0
Where Minor Obt. Alc.													
Bar	0	0	0	0	0	0	0	0	0	0	0	0	0
Home	0	0	0	0	0	0	0	0	0	1	0	9	10
Liquor Store	0	0	0	0	0	0	0	0	0	0	0	0	0
Party	0	0	1	0	0	0	0	0	0	0	0	0	1
Other Crimes Charged													
Felony	0	0	0	0	0	0	0	0	0	0	0	0	0
Misdemeanor	0	0	1	0	0	0	0	0	1	3	0	0	5
Assault	0	0	0	0	0	0	0	0	0	0	0	0	0
Resisting Arrest	0	0	0	0	0	0	0	0	0	0	0	1	1
Interference	0	0	0	0	0	0	0	0	0	0	1	0	1
Disturbance	0	0	0	0	0	0	0	0	0	0	0	0	0
Curfew	0	0	0	0	0	0	0	0	0	0	0	0	0
Possession of Controlled Substance	0	0	0	0	0	0	0	0	0	1	0	0	1

Lander PD: January - December 2024

	Jan.	Feb.	Mar.	Apr.	May	Jun.	July	Aug.	Sept.	Oct.	Nov.	Dec.	Totals & Ave.
<b>Total Arrests</b>	0	5	7	3	6	2	3	5	10	3	9	1	54
Over 21	0	0	0	0	0	0	0	0	0	0	0	0	0
18-20	0	4	4	1	1	1	2	4	1	1	1	1	21
15-17	0	1	3	2	3	1	1	1	9	2	7	0	30
14 and Under	0	0	0	0	2	0	0	0	0	0	1	0	3
Age Unknown	0	0	0	0	0	0	0	0	0	0	0	0	0
<b>Total Cite/Release</b>	0	2	6	1	6	1	2	2	10	2	9	0	41
Juvenile Cite/Release	0	1	3	1	5	1	1	1	9	1	8	0	31
<b>Total Arrest/Custody</b>	0	3	1	2	0	1	1	3	0	1	0	1	13
Juvenile Arrest/Custody	0	0	0	1	0	0	0	0	0	1	0	0	2
<b>Day of Week</b>													
Monday	0	2	0	1	1	0	1	1	0	0	8	0	14
Tuesday	0	0	2	1	0	0	0	1	1	1	0	0	6
Wednesday	0	0	0	0	0	0	0	1	0	0	1	0	2
Thursday	0	3	0	0	0	0	0	0	0	0	0	0	3
Friday	0	0	1	0	0	0	0	0	7	0	0	1	9
Saturday	0	0	0	1	5	0	0	0	0	0	0	0	6
Sunday	0	0	4	0	0	2	2	2	2	2	0	0	14
<b>Time</b>													
10am-4pm	0	0	0	0	1	2	1	0	0	0	1	0	5
4pm-10pm	0	3	2	2	0	0	0	2	8	0	1	1	19
10pm-12am	0	0	0	0	0	0	0	3	2	0	0	0	5
12am-2am	0	0	5	1	5	0	1	0	0	1	7	0	20
2am-4am	0	2	0	0	0	0	0	0	0	0	0	0	2
4am-10am	0	0	0	0	0	0	1	0	0	2	0	0	3
<b>Age and Gender</b>													
Female 14 and under	0	0	0	0	1	0	0	0	0	0	1	0	2
Female 15-17	0	0	3	0	2	0	0	1	4	0	5	0	15
Female 18-20	0	1	2	0	0	1	1	1	1	0	0	0	7
Female over 21	0	0	0	0	0	0	0	0	0	0	0	0	0
Female no age	0	0	0	0	0	0	0	0	0	0	0	0	0
Male 14 and under	0	0	0	0	1	0	0	0	0	0	0	0	1
Male 15-17	0	1	0	2	1	1	1	0	5	2	2	0	15
Male 18-20	0	3	2	1	1	0	1	3	0	1	1	1	14
Male over 21	0	0	0	0	0	0	0	0	0	0	0	0	0
Male no age	0	0	0	0	0	0	0	0	0	0	0	0	0
<b>MIP</b>	0	5	7	3	6	2	3	5	10	3	9	1	54
17 and Under	0	1	3	2	5	1	1	1	9	2	8	0	33
18-20	0	4	4	1	1	1	2	4	1	1	1	1	21
14 and Under	0	0	0	0	2	0	0	0	0	0	1	0	3
15-17	0	1	3	2	3	1	1	1	9	2	7	0	30
<b>DUI</b>	0	0	0	0	0	0	0	0	0	0	0	0	0
17 and Under	0	0	0	0	0	0	0	0	0	0	0	0	0
18-20	0	0	0	0	0	0	0	0	0	0	0	0	0
21 and Over	0	0	0	0	0	0	0	0	0	0	0	0	0
<b>Open Container</b>	0	0	0	0	0	0	0	0	0	0	0	0	0
<b>Youthful Offender</b>	0	0	0	0	0	0	0	0	0	0	0	0	0
<b>Public Intoxication</b>	0	1	0	0	0	0	0	1	0	0	0	0	2
17 and Under	0	0	0	0	0	0	0	0	0	0	0	0	0
18-20	0	1	0	0	0	0	0	1	0	0	0	0	2
21 and Over	0	0	0	0	0	0	0	0	0	0	0	0	0
14 and Under	0	0	0	0	0	0	0	0	0	0	0	0	0
15-17	0	0	0	0	0	0	0	0	0	0	0	0	0
<b>Minor in Establishment</b>	0	0	0	0	0	0	0	0	0	0	0	0	0
<b>Furnish to Minor</b>	0	0	0	0	0	0	0	0	0	0	0	0	0
<b>Sell to Minor</b>	0	0	0	0	0	0	0	0	0	0	0	0	0
<b>False ID</b>	0	0	0	0	0	0	0	0	0	0	0	0	0
<b>BAC</b>													
PBT	0	0.203	0.140	0.092	0.068	0.175	0.164	0.136	0.066	0.123	0.061	0.098	0.121
Intoximeter	0	0	0	0	0	0	0	0	0	0	0	0	0
Refused	0	0	0	0	1	0	1	2	0	0	2	0	6
<b>Accident Related</b>	0	0	0	0	0	0	0	0	0	0	0	0	0
<b>Location of Offense</b>													
Bar	0	0	0	0	0	0	0	0	0	0	0	0	0
Other	0	0	2	0	0	0	1	0	0	0	1	0	4

Park	0	0	0	1	0	0	0	1	0	0	0	0	2
Parking Lot	0	0	0	0	0	0	1	1	7	2	1	0	12
Residence	0	1	1	1	5	0	0	0	2	0	7	1	18
Restaurant	0	0	0	0	0	0	0	0	0	0	0	0	0
School	0	0	0	0	0	0	0	0	0	0	0	0	0
Street	0	4	4	1	0	1	0	3	0	1	0	0	14
Vehicle	0	0	0	0	1	1	1	0	1	0	0	0	4
Where Minor Obt. Alc.													
Bar	0	0	0	0	0	0	0	0	0	0	0	0	0
Home	0	0	1	0	0	0	0	0	0	0	0	0	1
Liquor Store	0	0	0	0	0	0	0	0	0	0	0	0	0
Party	0	0	0	0	0	0	0	0	0	0	0	0	0
Other Crimes Charged													
Felony	0	0	1	1	0	0	0	0	0	0	0	0	2
Misdemeanor	0	2	1	0	0	0	1	1	0	0	1	1	7
Assault	0	0	0	0	0	0	0	1	0	0	1	0	2
Resisting Arrest	0	0	0	0	0	0	0	1	0	0	0	0	1
Interference	0	0	0	1	0	1	0	0	0	0	0	0	2
Disturbance	0	0	0	1	0	0	0	0	0	0	0	0	1
Curfew	0	0	0	0	0	0	0	0	0	0	0	0	0
Possession of Controlled Substance	0	0	0	0	0	0	0	1	0	0	0	0	1

Laramie PD: January - December 2024

	Jan.	Feb.	Mar.	Apr.	May	Jun.	July	Aug.	Sept.	Oct.	Nov.	Dec.	Totals & Ave.
<b>Total Arrests</b>	8	10	9	8	2	8	5	3	12	11	11	0	87
Over 21	0	0	0	0	0	0	0	0	0	0	0	0	0
18-20	5	9	9	6	2	3	5	3	12	9	9	0	72
15-17	3	1	0	2	0	4	0	0	0	1	2	0	13
14 and Under	0	0	0	0	0	1	0	0	0	1	0	0	2
Age Unknown	0	0	0	0	0	0	0	0	0	0	0	0	0
<b>Total Cite/Release</b>	6	7	2	6	0	5	3	1	5	8	6	0	49
Juvenile Cite/Release	3	1	0	2	0	5	0	0	0	2	2	0	15
<b>Total Arrest/Custody</b>	2	3	7	2	2	3	2	2	7	3	5	0	38
Juvenile Arrest/Custody	0	0	0	0	0	0	0	0	0	0	0	0	0
<b>Day of Week</b>													
Monday	1	0	0	0	0	0	0	0	0	0	0	0	1
Tuesday	1	0	0	0	0	0	0	0	0	0	0	0	1
Wednesday	0	0	0	2	0	0	0	1	0	0	0	0	3
Thursday	0	3	0	2	1	0	0	0	0	1	2	0	9
Friday	1	0	2	1	1	3	0	1	3	5	6	0	23
Saturday	5	5	6	1	0	1	5	0	8	3	3	0	37
Sunday	0	2	1	2	0	4	0	1	1	2	0	0	13
<b>Time</b>													
10am-4pm	0	0	0	1	0	0	0	0	0	1	1	0	3
4pm-10pm	2	2	0	0	0	0	0	1	4	1	0	0	10
10pm-12am	0	3	3	3	2	7	2	0	4	5	2	0	31
12am-2am	5	4	4	2	0	0	1	2	3	4	5	0	30
2am-4am	1	1	1	2	0	1	2	0	0	0	3	0	11
4am-10am	0	0	1	0	0	0	0	0	1	0	0	0	2
<b>Age and Gender</b>													
Female 14 and under	0	0	0	0	0	1	0	0	0	1	0	0	2
Female 15-17	0	0	0	0	0	2	0	0	0	1	0	0	3
Female 18-20	2	3	1	1	0	0	0	1	5	4	0	0	17
Female over 21	0	0	0	0	0	0	0	0	0	0	0	0	0
Female no age	0	0	0	0	0	0	0	0	0	0	0	0	0
Male 14 and under	0	0	0	0	0	0	0	0	0	0	0	0	0
Male 15-17	3	1	0	2	0	2	0	0	0	0	2	0	10
Male 18-20	3	6	8	5	2	3	5	2	7	5	9	0	55
Male over 21	0	0	0	0	0	0	0	0	0	0	0	0	0
Male no age	0	0	0	0	0	0	0	0	0	0	0	0	0
<b>MIP</b>	7	7	9	6	2	8	3	3	12	10	7	0	74
17 and Under	3	1	0	2	0	5	0	0	0	2	2	0	15
18-20	4	6	9	4	2	3	3	3	12	8	5	0	59
14 and Under	0	0	0	0	0	1	0	0	0	1	0	0	2
15-17	3	1	0	2	0	4	0	0	0	1	2	0	13
<b>DUI</b>	1	1	1	0	0	0	0	0	1	0	0	0	4
17 and Under	0	0	0	0	0	0	0	0	0	0	0	0	0
18-20	1	1	1	0	0	0	0	0	1	0	0	0	4
21 and Over	0	0	0	0	0	0	0	0	0	0	0	0	0
<b>Open Container</b>	0	0	0	0	0	0	0	0	0	0	0	0	0
<b>Youthful Offender</b>	0	0	0	0	0	0	0	0	0	0	1	0	1
<b>Public Intoxication</b>	0	0	1	0	0	0	1	0	0	0	0	0	2
17 and Under	0	0	0	0	0	0	0	0	0	0	0	0	0
18-20	0	0	1	0	0	0	1	0	0	0	0	0	2
21 and Over	0	0	0	0	0	0	0	0	0	0	0	0	0
14 and Under	0	0	0	0	0	0	0	0	0	0	0	0	0
15-17	0	0	0	0	0	0	0	0	0	0	0	0	0
<b>Minor in Establishment</b>	1	0	0	2	0	1	2	0	1	0	0	0	7
<b>Furnish to Minor</b>	0	1	0	0	0	0	0	0	0	0	0	0	1
<b>Sell to Minor</b>	0	0	0	0	0	0	0	0	0	0	0	0	0
<b>False ID</b>	2	5	1	0	0	0	0	0	4	0	2	0	14
<b>BAC</b>													
PBT	0	0	0.192	0.160	0.095	0	0	0	0.188	0.270	0.100	0	0.167
Intoximeter	0.184	0	0.153	0	0	0	0	0	0.170	0.110	0	0	0.154
Refused	0	1	1	0	0	0	0	0	0	0	0	0	2
<b>Accident Related</b>	0	0	0	0	0	0	0	0	0	0	0	0	0
<b>Location of Offense</b>													
Bar	0	0	0	0	0	0	0	0	4	4	1	0	9
Other	1	0	0	0	0	0	0	0	0	0	0	0	1

Park	0	0	0	0	0	0	0	0	0	0	0	0	0
Parking Lot	0	0	0	0	0	0	0	0	1	1	0	0	2
Residence	0	0	0	0	0	0	0	0	0	1	1	0	2
Restaurant	0	0	0	0	0	0	0	0	0	0	0	0	0
School	0	0	0	0	0	0	0	0	3	2	0	0	5
Street	0	0	0	0	0	0	0	0	3	3	4	0	10
Vehicle	0	0	0	0	0	0	0	0	0	0	5	0	5
Where Minor Obt. Alc.													
Bar	0	0	0	0	0	0	0	0	0	4	4	0	8
Home	0	0	0	0	0	0	0	0	0	0	0	0	0
Liquor Store	0	0	0	0	0	0	0	0	0	0	1	0	1
Party	0	0	0	0	0	0	0	0	0	0	1	0	1
Other Crimes Charged													
Felony	0	0	0	0	0	0	0	0	0	0	0	0	0
Misdemeanor	1	0	0	0	0	0	0	0	2	0	0	0	3
Assault	0	0	0	0	0	0	0	0	0	0	0	0	0
Resisting Arrest	0	0	1	0	0	0	0	0	0	0	0	0	1
Interference	0	0	0	0	0	0	0	0	1	1	3	0	5
Disturbance	0	0	0	0	0	0	0	0	0	0	0	0	0
Curfew	0	0	0	0	0	0	0	0	0	0	0	0	0
Possession of Controlled Substance	0	0	1	0	0	0	0	0	0	0	0	0	1

## Lincoln County: January - December 2024

	Jan.	Feb.	Mar.	Apr.	May	Jun.	July	Aug.	Sept.	Oct.	Nov.	Dec.	Totals & Ave.
Total Arrests	0	3	6	3	0	3	1	2	4	4	3	0	29
Over 21	0	0	0	0	0	0	0	0	0	0	0	0	0
18-20	0	1	5	0	0	1	0	1	4	1	3	0	16
15-17	0	2	1	3	0	2	0	1	0	3	0	0	12
14 and Under	0	0	0	0	0	0	1	0	0	0	0	0	1
Age Unknown	0	0	0	0	0	0	0	0	0	0	0	0	0
Total Cite/Release	0	3	6	3	0	3	1	0	1	3	1	0	21
Juvenile Cite/Release	0	2	1	3	0	2	1	0	0	3	0	0	12
Total Arrest/Custody	0	0	0	0	0	0	0	2	3	1	2	0	8
Juvenile Arrest/Custody	0	0	0	0	0	0	0	1	0	0	0	0	1
Day of Week													
Monday	0	0	1	0	0	1	0	0	0	0	1	0	3
Tuesday	0	0	1	0	0	1	0	0	0	0	0	0	2
Wednesday	0	0	0	0	0	0	0	1	0	3	0	0	4
Thursday	0	3	0	0	0	0	0	0	0	0	0	0	3
Friday	0	0	4	0	0	1	0	1	1	0	2	0	9
Saturday	0	0	0	3	0	0	1	0	3	1	0	0	8
Sunday	0	0	0	0	0	0	0	0	0	0	0	0	0
Time													
10am-4pm	0	0	0	1	0	0	0	0	0	2	0	0	3
4pm-10pm	0	3	5	2	0	2	0	0	0	0	1	0	13
10pm-12am	0	0	0	0	0	0	0	2	3	2	2	0	9
12am-2am	0	0	0	0	0	1	0	0	1	0	0	0	2
2am-4am	0	0	0	0	0	0	1	0	0	0	0	0	1
4am-10am	0	0	1	0	0	0	0	0	0	0	0	0	1
Age and Gender													
Female 14 and under	0	0	0	0	0	0	1	0	0	0	0	0	1
Female 15-17	0	0	1	0	0	0	0	1	0	1	0	0	3
Female 18-20	0	0	0	0	0	0	0	1	2	0	0	0	3
Female over 21	0	0	0	0	0	0	0	0	0	0	0	0	0
Female no age	0	0	0	0	0	0	0	0	0	0	0	0	0
Male 14 and under	0	0	0	0	0	0	0	0	0	0	0	0	0
Male 15-17	0	2	0	3	0	2	0	0	0	2	0	0	9
Male 18-20	0	1	5	0	0	1	0	0	2	1	3	0	13
Male over 21	0	0	0	0	0	0	0	0	0	0	0	0	0
Male no age	0	0	0	0	0	0	0	0	0	0	0	0	0
MIP	0	3	5	1	0	3	0	2	3	4	3	0	24
17 and Under	0	2	1	1	0	2	0	1	0	3	0	0	10
18-20	0	1	4	0	0	1	0	1	3	1	3	0	14
14 and Under	0	0	0	0	0	0	0	0	0	0	0	0	0
15-17	0	2	1	1	0	2	0	1	0	3	0	0	10
DUI	0	0	0	0	0	1	1	0	1	0	0	0	3
17 and Under	0	0	0	0	0	0	1	0	0	0	0	0	1
18-20	0	0	0	0	0	1	0	0	1	0	0	0	2
21 and Over	0	0	0	0	0	0	0	0	0	0	0	0	0
Open Container	0	3	2	0	0	0	0	0	0	0	0	0	5
Youthful Offender	0	0	0	1	0	1	1	0	0	0	0	0	3
Public Intoxication	0	0	0	0	0	0	0	0	0	0	0	0	0
17 and Under	0	0	0	0	0	0	0	0	0	0	0	0	0
18-20	0	0	0	0	0	0	0	0	0	0	0	0	0
21 and Over	0	0	0	0	0	0	0	0	0	0	0	0	0
14 and Under	0	0	0	0	0	0	0	0	0	0	0	0	0
15-17	0	0	0	0	0	0	0	0	0	0	0	0	0
Minor in Establishment	0	0	0	0	0	0	0	0	0	0	0	0	0
Furnish to Minor	0	0	0	0	0	0	0	0	0	1	0	0	1
Sell to Minor	0	0	0	0	0	0	0	0	0	0	0	0	0
False ID	0	0	0	0	0	0	0	0	0	0	0	0	0
BAC													
PBT	0	0.027	0.080	0.199	0	0	0.132	0.088	0.108	0.097	0.135	0	0.108
Intoximeter	0	0	0	0	0	0.020	0.119	0	0	0	0	0	0.070
Refused	0	0	0	0	0	0	0	0	0	0	0	0	0
Accident Related	0	0	0	0	0	0	0	0	0	0	0	0	0
Location of Offense													
Bar	0	0	0	0	0	0	0	0	0	0	0	0	0
Other	0	0	0	0	0	0	0	0	0	0	0	0	0
Park	0	0	0	0	0	0	0	0	0	0	0	0	0
Parking Lot	0	0	0	0	0	0	1	0	0	1	0	0	2

Residence	0	0	0	0	0	0	0	0	3	1	0	0	4
Restaurant	0	0	0	0	0	0	0	0	0	0	0	0	0
School	0	0	0	0	0	0	0	0	0	2	0	0	2
Street	0	3	0	0	0	3	0	0	1	0	3	0	10
Vehicle	0	0	0	0	0	0	0	0	0	0	0	0	0
Where Minor Obt. Alc.													
Bar	0	0	0	0	0	0	0	0	0	0	0	0	0
Home	0	0	1	0	0	0	1	0	0	2	0	0	4
Liquor Store	0	0	0	0	0	0	0	0	0	0	0	0	0
Party	0	0	4	0	0	0	0	0	3	0	0	0	7
Other Crimes Charged													
Felony	0	0	0	0	0	0	0	0	0	0	0	0	0
Misdemeanor	0	0	0	0	0	0	0	0	0	0	0	0	0
Assault	0	0	0	0	0	0	0	0	1	0	0	0	1
Resisting Arrest	0	0	0	0	0	0	0	0	0	0	0	0	0
Interference	0	0	0	0	0	0	0	0	0	0	0	0	0
Disturbance	0	0	0	0	0	0	0	0	0	0	0	0	0
Curfew	0	0	0	0	0	0	0	0	0	0	0	0	0
Possession of Controlled Substance	0	0	0	3	0	0	0	0	0	2	0	0	5



Moorcroft PD: January - December 2024

	Jan.	Feb.	Mar.	Apr.	May	Jun.	July	Aug.	Sept.	Oct.	Nov.	Dec.	Totals & Ave.
<b>Total Arrests</b>	0	0	0	0	0	0	0	0	0	1	0	0	1
Over 21	0	0	0	0	0	0	0	0	0	0	0	0	0
18-20	0	0	0	0	0	0	0	0	0	0	0	0	0
15-17	0	0	0	0	0	0	0	0	0	1	0	0	1
14 and Under	0	0	0	0	0	0	0	0	0	0	0	0	0
Age Unknown	0	0	0	0	0	0	0	0	0	0	0	0	0
<b>Total Cite/Release</b>	0	0	0	0	0	0	0	0	0	1	0	0	1
Juvenile Cite/Release	0	0	0	0	0	0	0	0	0	1	0	0	1
<b>Total Arrest/Custody</b>	0	0	0	0	0	0	0	0	0	0	0	0	0
Juvenile Arrest/Custody	0	0	0	0	0	0	0	0	0	0	0	0	0
<b>Day of Week</b>													
Monday	0	0	0	0	0	0	0	0	0	0	0	0	0
Tuesday	0	0	0	0	0	0	0	0	0	0	0	0	0
Wednesday	0	0	0	0	0	0	0	0	0	0	0	0	0
Thursday	0	0	0	0	0	0	0	0	0	1	0	0	1
Friday	0	0	0	0	0	0	0	0	0	0	0	0	0
Saturday	0	0	0	0	0	0	0	0	0	0	0	0	0
Sunday	0	0	0	0	0	0	0	0	0	0	0	0	0
<b>Time</b>													
10am-4pm	0	0	0	0	0	0	0	0	0	1	0	0	1
4pm-10pm	0	0	0	0	0	0	0	0	0	0	0	0	0
10pm-12am	0	0	0	0	0	0	0	0	0	0	0	0	0
12am-2am	0	0	0	0	0	0	0	0	0	0	0	0	0
2am-4am	0	0	0	0	0	0	0	0	0	0	0	0	0
4am-10am	0	0	0	0	0	0	0	0	0	0	0	0	0
<b>Age and Gender</b>													
Female 14 and under	0	0	0	0	0	0	0	0	0	0	0	0	0
Female 15-17	0	0	0	0	0	0	0	0	0	0	0	0	0
Female 18-20	0	0	0	0	0	0	0	0	0	0	0	0	0
Female over 21	0	0	0	0	0	0	0	0	0	0	0	0	0
Female no age	0	0	0	0	0	0	0	0	0	0	0	0	0
Male 14 and under	0	0	0	0	0	0	0	0	0	0	0	0	0
Male 15-17	0	0	0	0	0	0	0	0	0	1	0	0	1
Male 18-20	0	0	0	0	0	0	0	0	0	0	0	0	0
Male over 21	0	0	0	0	0	0	0	0	0	0	0	0	0
Male no age	0	0	0	0	0	0	0	0	0	0	0	0	0
<b>MIP</b>	0	0	0	0	0	0	0	0	0	1	0	0	1
17 and Under	0	0	0	0	0	0	0	0	0	1	0	0	1
18-20	0	0	0	0	0	0	0	0	0	0	0	0	0
14 and Under	0	0	0	0	0	0	0	0	0	0	0	0	0
15-17	0	0	0	0	0	0	0	0	0	1	0	0	1
<b>DUI</b>	0	0	0	0	0	0	0	0	0	0	0	0	0
17 and Under	0	0	0	0	0	0	0	0	0	0	0	0	0
18-20	0	0	0	0	0	0	0	0	0	0	0	0	0
21 and Over	0	0	0	0	0	0	0	0	0	0	0	0	0
<b>Open Container</b>	0	0	0	0	0	0	0	0	0	0	0	0	0
<b>Youthful Offender</b>	0	0	0	0	0	0	0	0	0	0	0	0	0
<b>Public Intoxication</b>	0	0	0	0	0	0	0	0	0	0	0	0	0
17 and Under	0	0	0	0	0	0	0	0	0	0	0	0	0
18-20	0	0	0	0	0	0	0	0	0	0	0	0	0
21 and Over	0	0	0	0	0	0	0	0	0	0	0	0	0
14 and Under	0	0	0	0	0	0	0	0	0	0	0	0	0
15-17	0	0	0	0	0	0	0	0	0	0	0	0	0
<b>Minor in Establishment</b>	0	0	0	0	0	0	0	0	0	0	0	0	0
<b>Furnish to Minor</b>	0	0	0	0	0	0	0	0	0	0	0	0	0
<b>Sell to Minor</b>	0	0	0	0	0	0	0	0	0	0	0	0	0
<b>False ID</b>	0	0	0	0	0	0	0	0	0	0	0	0	0
<b>BAC</b>													
PBT	0	0	0	0	0	0	0	0	0	0.006	0	0	0.006
Intoximeter	0	0	0	0	0	0	0	0	0	0	0	0	0
Refused	0	0	0	0	0	0	0	0	0	0	0	0	0
<b>Accident Related</b>	0	0	0	0	0	0	0	0	0	0	0	0	0
<b>Location of Offense</b>													
Bar	0	0	0	0	0	0	0	0	0	0	0	0	0
Other	0	0	0	0	0	0	0	0	0	0	0	0	0

Park	0	0	0	0	0	0	0	0	0	0	0	0	0
Parking Lot	0	0	0	0	0	0	0	0	0	0	0	0	0
Residence	0	0	0	0	0	0	0	0	0	0	0	0	0
Restaurant	0	0	0	0	0	0	0	0	0	0	0	0	0
School	0	0	0	0	0	0	0	0	0	0	0	0	0
Street	0	0	0	0	0	0	0	0	0	1	0	0	1
Vehicle	0	0	0	0	0	0	0	0	0	0	0	0	0
Where Minor Obt. Alc.													
Bar	0	0	0	0	0	0	0	0	0	0	0	0	0
Home	0	0	0	0	0	0	0	0	0	0	0	0	0
Liquor Store	0	0	0	0	0	0	0	0	0	0	0	0	0
Party	0	0	0	0	0	0	0	0	0	0	0	0	0
Other Crimes Charged													
Felony	0	0	0	0	0	0	0	0	0	0	0	0	0
Misdemeanor	0	0	0	0	0	0	0	0	0	1	0	0	1
Assault	0	0	0	0	0	0	0	0	0	0	0	0	0
Resisting Arrest	0	0	0	0	0	0	0	0	0	0	0	0	0
Interference	0	0	0	0	0	0	0	0	0	0	0	0	0
Disturbance	0	0	0	0	0	0	0	0	0	0	0	0	0
Curfew	0	0	0	0	0	0	0	0	0	0	0	0	0
Possession of Controlled Substance	0	0	0	0	0	0	0	0	0	0	0	0	0

## Powell PD: January - December 2024

	Jan.	Feb.	Mar.	Apr.	May	Jun.	July	Aug.	Sept.	Oct.	Nov.	Dec.	Totals & Ave.
<b>Total Arrests</b>	7	1	2	2	1	4	0	6	1	7	0	7	38
Over 21	0	0	0	0	0	0	0	0	0	0	0	3	3
18-20	6	1	2	0	1	4	0	2	1	7	0	4	28
15-17	1	0	0	2	0	0	0	4	0	0	0	0	7
14 and Under	0	0	0	0	0	0	0	0	0	0	0	0	0
Age Unknown	0	0	0	0	0	0	0	0	0	0	0	0	0
<b>Total Cite/Release</b>	6	0	2	2	1	4	0	6	1	7	0	6	35
Juvenile Cite/Release	1	0	0	2	0	0	0	4	0	0	0	0	7
<b>Total Arrest/Custody</b>	1	1	0	0	0	0	0	0	0	0	0	1	3
Juvenile Arrest/Custody	0	0	0	0	0	0	0	0	0	0	0	0	0
<b>Day of Week</b>													
Monday	0	0	0	2	0	0	0	0	0	0	0	0	2
Tuesday	0	0	0	0	0	0	0	0	0	7	0	0	7
Wednesday	1	0	0	0	0	1	0	0	0	0	0	3	5
Thursday	0	0	0	0	0	0	0	6	0	0	0	0	6
Friday	0	0	0	0	1	0	0	0	1	0	0	0	2
Saturday	0	0	2	0	0	3	0	0	0	0	0	1	6
Sunday	6	1	0	0	0	0	0	0	0	0	0	3	10
<b>Time</b>													
10am-4pm	1	0	0	2	0	0	0	0	0	0	0	0	3
4pm-10pm	0	0	0	0	0	1	0	0	0	0	0	3	4
10pm-12am	0	0	2	0	0	2	0	0	0	7	0	0	11
12am-2am	6	0	0	0	1	1	0	0	0	0	0	3	11
2am-4am	0	1	0	0	0	0	0	6	0	0	0	1	8
4am-10am	0	0	0	0	0	0	0	0	1	0	0	0	1
<b>Age and Gender</b>													
Female 14 and under	0	0	0	0	0	0	0	0	0	0	0	0	0
Female 15-17	1	0	0	2	0	0	0	3	0	0	0	0	6
Female 18-20	4	1	0	0	0	1	0	0	0	2	0	0	8
Female over 21	0	0	0	0	0	0	0	0	0	0	0	2	2
Female no age	0	0	0	0	0	0	0	0	0	0	0	0	0
Male 14 and under	0	0	0	0	0	0	0	0	0	0	0	0	0
Male 15-17	0	0	0	0	0	0	0	1	0	0	0	0	1
Male 18-20	2	0	2	0	1	3	0	2	1	5	0	4	20
Male over 21	0	0	0	0	0	0	0	0	0	0	0	1	1
Male no age	0	0	0	0	0	0	0	0	0	0	0	0	0
<b>MIP</b>	7	1	1	1	1	4	0	6	1	7	0	4	33
17 and Under	1	0	0	1	0	0	0	4	0	0	0	0	6
18-20	6	1	1	0	1	4	0	2	1	7	0	4	27
14 and Under	0	0	0	0	0	0	0	0	0	0	0	0	0
15-17	1	0	0	1	0	0	0	4	0	0	0	0	6
<b>DUI</b>	0	0	0	0	0	0	0	0	0	0	0	0	0
17 and Under	0	0	0	0	0	0	0	0	0	0	0	0	0
18-20	0	0	0	0	0	0	0	0	0	0	0	0	0
21 and Over	0	0	0	0	0	0	0	0	0	0	0	0	0
<b>Open Container</b>	0	0	0	0	0	0	0	0	0	0	0	0	0
<b>Youthful Offender</b>	0	0	0	0	0	0	0	0	0	0	0	0	0
<b>Public Intoxication</b>	0	0	0	0	0	0	0	0	0	0	0	0	0
17 and Under	0	0	0	0	0	0	0	0	0	0	0	0	0
18-20	0	0	0	0	0	0	0	0	0	0	0	0	0
21 and Over	0	0	0	0	0	0	0	0	0	0	0	0	0
14 and Under	0	0	0	0	0	0	0	0	0	0	0	0	0
15-17	0	0	0	0	0	0	0	0	0	0	0	0	0
<b>Minor in Establishment</b>	0	0	0	0	0	0	0	0	0	0	0	0	0
<b>Furnish to Minor</b>	0	0	0	1	0	0	0	0	0	0	0	0	1
<b>Sell to Minor</b>	0	0	0	0	0	0	0	0	0	0	0	3	3
<b>False ID</b>	0	0	1	0	0	0	0	0	0	0	0	0	1
<b>BAC</b>													
PBT	0.105	0.016	0.022	0	0.059	0.133	0	0.039	0	0.036	0	0.056	0.058
Intoximeter	0	0	0	0	0	0	0	0	0	0	0	0	0
Refused	0	0	0	0	0	0	0	0	0	0	0	0	0
<b>Accident Related</b>	0	0	0	0	0	0	0	0	0	0	0	0	0
<b>Location of Offense</b>													
Bar	0	0	1	0	0	0	0	0	0	0	0	2	3
Other	0	0	0	0	0	1	0	0	0	0	0	1	2

Park	0	0	0	0	0	0	0	0	0	0	0	0	0
Parking Lot	0	0	0	0	0	0	0	0	0	0	0	1	1
Residence	6	0	0	0	0	0	0	0	0	7	0	3	16
Restaurant	0	0	0	0	0	0	0	0	0	0	0	0	0
School	1	0	0	2	0	0	0	0	0	0	0	0	3
Street	0	1	0	0	1	0	0	0	0	0	0	0	2
Vehicle	0	0	0	0	0	3	0	6	0	0	0	0	9
Where Minor Obt. Alc.													
Bar	0	0	2	0	0	0	0	0	0	0	0	0	2
Home	0	0	0	0	0	0	0	0	0	0	0	0	0
Liquor Store	0	0	0	0	0	0	0	0	0	0	0	0	0
Party	6	0	0	0	0	0	0	0	0	0	0	3	9
Other Crimes Charged													
Felony	0	0	0	0	0	0	0	0	0	0	0	0	0
Misdemeanor	0	0	0	0	0	1	0	0	1	0	0	1	3
Assault	1	0	0	0	0	0	0	0	0	0	0	0	1
Resisting Arrest	0	0	0	0	0	0	0	0	0	0	0	0	0
Interference	0	1	0	0	0	0	0	0	0	0	0	0	1
Disturbance	0	0	0	0	0	0	0	0	0	0	0	0	0
Curfew	0	0	0	0	0	0	0	0	0	0	0	0	0
Possession of Controlled Substance	0	0	0	0	0	0	0	0	0	0	0	0	0

Rawlins PD: January - December 2024

	Jan.	Feb.	Mar.	Apr.	May	Jun.	July	Aug.	Sept.	Oct.	Nov.	Dec.	Totals & Ave.
<b>Total Arrests</b>	2	0	0	1	7	0	1	2	3	0	0	0	16
Over 21	0	0	0	0	2	0	0	0	0	0	0	0	2
18-20	2	0	0	1	0	0	1	2	3	0	0	0	9
15-17	0	0	0	0	5	0	0	0	0	0	0	0	5
14 and Under	0	0	0	0	0	0	0	0	0	0	0	0	0
Age Unknown	0	0	0	0	0	0	0	0	0	0	0	0	0
<b>Total Cite/Release</b>	2	0	0	1	7	0	1	1	3	0	0	0	15
Juvenile Cite/Release	0	0	0	0	5	0	0	0	0	0	0	0	5
<b>Total Arrest/Custody</b>	0	0	0	0	0	0	0	1	0	0	0	0	1
Juvenile Arrest/Custody	0	0	0	0	0	0	0	0	0	0	0	0	0
<b>Day of Week</b>													
Monday	2	0	0	0	4	0	0	0	0	0	0	0	6
Tuesday	0	0	0	0	0	0	0	0	3	0	0	0	3
Wednesday	0	0	0	0	0	0	0	0	0	0	0	0	0
Thursday	0	0	0	0	2	0	0	0	0	0	0	0	2
Friday	0	0	0	0	0	0	1	2	0	0	0	0	3
Saturday	0	0	0	1	0	0	0	0	0	0	0	0	1
Sunday	0	0	0	0	1	0	0	0	0	0	0	0	1
<b>Time</b>													
10am-4pm	0	0	0	0	3	0	0	0	0	0	0	0	3
4pm-10pm	0	0	0	0	0	0	1	0	0	0	0	0	1
10pm-12am	0	0	0	0	1	0	0	2	3	0	0	0	6
12am-2am	2	0	0	1	2	0	0	0	0	0	0	0	5
2am-4am	0	0	0	0	0	0	0	0	0	0	0	0	0
4am-10am	0	0	0	0	1	0	0	0	0	0	0	0	1
<b>Age and Gender</b>													
Female 14 and under	0	0	0	0	0	0	0	0	0	0	0	0	0
Female 15-17	0	0	0	0	2	0	0	0	0	0	0	0	2
Female 18-20	0	0	0	0	0	0	0	1	3	0	0	0	4
Female over 21	0	0	0	0	0	0	0	0	0	0	0	0	0
Female no age	0	0	0	0	0	0	0	0	0	0	0	0	0
Male 14 and under	0	0	0	0	0	0	0	0	0	0	0	0	0
Male 15-17	0	0	0	0	3	0	0	0	0	0	0	0	3
Male 18-20	2	0	0	1	0	0	1	1	0	0	0	0	5
Male over 21	0	0	0	0	2	0	0	0	0	0	0	0	2
Male no age	0	0	0	0	0	0	0	0	0	0	0	0	0
<b>MIP</b>	2	0	0	1	5	0	1	1	2	0	0	0	12
17 and Under	0	0	0	0	5	0	0	0	0	0	0	0	5
18-20	2	0	0	1	0	0	1	1	2	0	0	0	7
14 and Under	0	0	0	0	0	0	0	0	0	0	0	0	0
15-17	0	0	0	0	5	0	0	0	0	0	0	0	5
<b>DUI</b>	0	0	0	0	0	0	0	0	0	0	0	0	0
17 and Under	0	0	0	0	0	0	0	0	0	0	0	0	0
18-20	0	0	0	0	0	0	0	0	0	0	0	0	0
21 and Over	0	0	0	0	0	0	0	0	0	0	0	0	0
<b>Open Container</b>	0	0	0	0	0	0	0	0	0	0	0	0	0
<b>Youthful Offender</b>	0	0	0	0	0	0	0	0	1	0	0	0	1
<b>Public Intoxication</b>	0	0	0	0	0	0	0	1	0	0	0	0	1
17 and Under	0	0	0	0	0	0	0	0	0	0	0	0	0
18-20	0	0	0	0	0	0	0	1	0	0	0	0	1
21 and Over	0	0	0	0	0	0	0	0	0	0	0	0	0
14 and Under	0	0	0	0	0	0	0	0	0	0	0	0	0
15-17	0	0	0	0	0	0	0	0	0	0	0	0	0
<b>Minor in Establishment</b>	0	0	0	0	0	0	0	0	0	0	0	0	0
<b>Furnish to Minor</b>	0	0	0	0	2	0	0	0	0	0	0	0	2
<b>Sell to Minor</b>	0	0	0	0	0	0	0	0	0	0	0	0	0
<b>False ID</b>	0	0	0	0	0	0	0	0	0	0	0	0	0
<b>BAC</b>													
PBT	0	0	0	0.230	0.065	0	0.15	0.17	0	0	0	0	0.154
Intoximeter	0	0	0	0	0	0	0	0	0	0	0	0	0
Refused	0	0	0	0	0	0	0	0	0	0	0	0	0
<b>Accident Related</b>	0	0	0	0	0	0	0	0	0	0	0	0	0
<b>Location of Offense</b>													
Bar	0	0	0	0	4	0	0	0	0	0	0	0	4
Other	0	0	0	0	0	0	0	0	0	0	0	0	0

Park	0	0	0	0	0	0	0	0	0	0	0	0	0
Parking Lot	0	0	0	1	0	0	0	0	0	0	0	0	1
Residence	0	0	0	0	1	0	0	2	0	0	0	0	3
Restaurant	0	0	0	0	0	0	0	0	0	0	0	0	0
School	0	0	0	0	0	0	0	0	0	0	0	0	0
Street	0	0	0	0	0	0	0	0	0	0	0	0	0
Vehicle	2	0	0	0	2	0	1	0	3	0	0	0	8
Where Minor Obt. Alc.													
Bar	0	0	0	1	4	0	0	0	0	0	0	0	5
Home	0	0	0	0	0	0	0	0	0	0	0	0	0
Liquor Store	0	0	0	0	0	0	0	0	0	0	0	0	0
Party	0	0	0	0	0	0	0	0	0	0	0	0	0
Other Crimes Charged													
Felony	0	0	0	0	0	0	0	0	0	0	0	0	0
Misdemeanor	0	0	0	0	0	0	0	0	0	0	0	0	0
Assault	0	0	0	0	0	0	0	0	0	0	0	0	0
Resisting Arrest	0	0	0	0	0	0	0	0	0	0	0	0	0
Interference	0	0	0	0	0	0	0	0	0	0	0	0	0
Disturbance	0	0	0	0	0	0	0	0	0	0	0	0	0
Curfew	0	0	0	0	0	0	0	0	0	0	0	0	0
Possession of Controlled Substance	0	0	0	0	0	0	0	0	0	0	0	0	0

Rock Springs PD: January - December 2024

	Jan.	Feb.	Mar.	Apr.	May	Jun.	July	Aug.	Sept.	Oct.	Nov.	Dec.	Totals & Ave.
<b>Total Arrests</b>	15	8	9	1	3	15	9	4	4	17	6	2	93
Over 21	0	0	0	0	0	0	0	0	0	0	0	0	0
18-20	7	4	5	1	2	10	7	4	4	17	2	0	63
15-17	8	4	4	0	1	5	2	0	0	0	4	2	30
14 and Under	0	0	0	0	0	0	0	0	0	0	0	0	0
Age Unknown	0	0	0	0	0	0	0	0	0	0	0	0	0
<b>Total Cite/Release</b>	14	5	8	1	2	14	8	3	0	17	6	2	80
Juvenile Cite/Release	7	4	3	0	1	5	2	0	0	0	4	2	28
<b>Total Arrest/Custody</b>	1	3	1	0	1	1	1	1	4	0	0	0	13
Juvenile Arrest/Custody	1	0	1	0	0	0	0	0	0	0	0	0	2
<b>Day of Week</b>													
Monday	8	0	0	0	0	0	0	0	0	0	0	0	8
Tuesday	1	0	4	0	0	3	6	0	0	1	0	1	16
Wednesday	0	1	0	0	0	1	3	0	1	2	3	0	11
Thursday	0	2	0	0	0	1	0	0	0	0	0	0	3
Friday	5	0	1	1	0	1	0	3	0	9	0	0	20
Saturday	1	3	1	0	0	5	0	0	0	0	3	0	13
Sunday	0	2	3	0	3	4	0	1	3	5	0	1	22
<b>Time</b>													
10am-4pm	0	2	0	0	0	0	0	0	2	1	0	0	5
4pm-10pm	1	3	3	0	0	4	0	0	0	2	2	0	15
10pm-12am	1	0	1	0	0	5	2	2	0	0	0	0	11
12am-2am	12	0	0	1	0	4	2	2	1	13	4	1	40
2am-4am	0	1	3	0	2	2	5	0	0	1	0	0	14
4am-10am	1	2	2	0	1	0	0	0	1	0	0	1	8
<b>Age and Gender</b>													
Female 14 and under	0	0	0	0	0	0	0	0	0	0	0	0	0
Female 15-17	7	2	0	0	1	3	1	0	0	0	2	1	17
Female 18-20	1	0	0	1	0	2	1	2	0	2	2	0	11
Female over 21	0	0	0	0	0	0	0	0	0	0	0	0	0
Female no age	0	0	0	0	0	0	0	0	0	0	0	0	0
Male 14 and under	0	0	0	0	0	0	0	0	0	0	0	0	0
Male 15-17	1	2	4	0	0	2	1	0	0	0	2	1	13
Male 18-20	6	4	5	0	2	8	6	2	4	15	0	0	52
Male over 21	0	0	0	0	0	0	0	0	0	0	0	0	0
Male no age	0	0	0	0	0	0	0	0	0	0	0	0	0
<b>MIP</b>	1	1	5	0	0	1	1	0	1	3	2	0	15
17 and Under	0	0	1	0	0	1	0	0	0	0	1	0	3
18-20	1	1	4	0	0	0	1	0	1	3	1	0	12
14 and Under	0	0	0	0	0	0	0	0	0	0	0	0	0
15-17	0	0	1	0	0	1	0	0	0	0	1	0	3
<b>DUI</b>	1	3	3	0	0	1	0	1	3	0	0	0	12
17 and Under	1	1	2	0	0	0	0	0	0	0	0	0	4
18-20	0	2	1	0	0	1	0	1	3	0	0	0	8
21 and Over	0	0	0	0	0	0	0	0	0	0	0	0	0
Open Container	0	0	0	0	1	0	0	0	0	0	0	0	1
<b>Youthful Offender</b>	13	4	1	1	2	13	8	3	2	14	4	2	67
<b>Public Intoxication</b>	0	0	0	0	0	0	0	0	0	0	0	0	0
17 and Under	0	0	0	0	0	0	0	0	0	0	0	0	0
18-20	0	0	0	0	0	0	0	0	0	0	0	0	0
21 and Over	0	0	0	0	0	0	0	0	0	0	0	0	0
14 and Under	0	0	0	0	0	0	0	0	0	0	0	0	0
15-17	0	0	0	0	0	0	0	0	0	0	0	0	0
<b>Minor in Establishment</b>	0	0	0	0	0	0	0	0	0	0	0	0	0
<b>Furnish to Minor</b>	0	0	0	0	0	0	0	0	0	0	0	0	0
<b>Sell to Minor</b>	0	0	0	0	0	0	0	0	0	0	0	0	0
<b>False ID</b>	0	0	1	0	0	0	0	0	0	0	0	0	1
<b>BAC</b>													
PBT	0.073	0	0	0	0	0.026	0.050	0	0.020	0.092	0.097	0	0.060
Intoximeter	0	0	0	0	0	0	0	0	0	0	0	0	0
Refused	1	2	0	0	0	0	0	0	0	0	0	0	3
<b>Accident Related</b>	0	0	0	0	0	0	0	0	0	0	0	0	0
<b>Location of Offense</b>													
Bar	0	1	0	0	0	0	0	0	0	0	0	0	1
Other	0	0	3	0	0	2	1	3	0	1	1	0	11

Park	0	0	0	0	0	0	1	0	0	0	0	0	1
Parking Lot	1	0	0	0	0	0	3	0	0	0	0	0	4
Residence	10	4	2	0	2	4	4	0	1	14	5	1	47
Restaurant	0	0	0	0	0	4	0	0	0	0	0	0	4
School	0	0	0	0	0	0	0	0	0	2	0	1	3
Street	0	3	4	1	1	1	0	1	3	0	0	0	14
Vehicle	4	0	0	0	0	4	0	0	0	0	0	0	8
Where Minor Obt. Alc.													
Bar	0	0	0	0	0	0	0	0	0	0	0	0	0
Home	0	0	0	0	0	0	0	0	0	0	0	0	0
Liquor Store	0	0	0	0	0	0	0	0	0	0	0	0	0
Party	0	0	0	0	0	0	0	0	0	0	0	0	0
Other Crimes Charged													
Felony	0	0	0	0	0	0	0	0	0	0	0	0	0
Misdemeanor	0	0	0	0	0	0	0	1	0	0	0	0	1
Assault	0	0	0	0	0	0	0	0	0	0	0	0	0
Resisting Arrest	0	0	0	0	0	0	0	0	0	0	0	0	0
Interference	0	0	0	0	0	0	0	0	0	0	0	0	0
Disturbance	0	0	0	0	0	0	0	0	0	0	0	0	0
Curfew	0	0	0	0	0	1	0	0	0	0	0	0	1
Possession of Controlled Substance	1	0	0	0	0	0	0	0	0	0	0	0	1



Sheridan PD: January - December 2024

	Jan.	Feb.	Mar.	Apr.	May	Jun.	July	Aug.	Sept.	Oct.	Nov.	Dec.	Totals & Ave.
<b>Total Arrests</b>	6	5	3	13	2	12	18	10	7	0	3	9	88
Over 21	0	0	0	0	0	0	0	0	0	0	0	0	0
18-20	2	2	2	9	1	5	15	4	5	0	1	6	52
15-17	4	3	1	3	1	7	3	6	2	0	2	3	35
14 and Under	0	0	0	1	0	0	0	0	0	0	0	0	1
Age Unknown	0	0	0	0	0	0	0	0	0	0	0	0	0
<b>Total Cite/Release</b>	6	4	2	10	2	11	15	10	5	0	3	6	74
Juvenile Cite/Release	4	3	1	4	1	7	3	6	2	0	2	3	36
<b>Total Arrest/Custody</b>	0	1	1	3	0	1	3	0	2	0	0	3	14
Juvenile Arrest/Custody	0	0	0	0	0	0	0	0	0	0	0	0	0
<b>Day of Week</b>													
Monday	0	0	0	0	0	4	0	0	0	0	0	0	4
Tuesday	0	0	0	2	0	3	1	2	0	0	0	3	11
Wednesday	0	1	0	0	0	1	0	0	1	0	0	1	4
Thursday	1	1	1	0	0	1	0	2	5	0	0	0	11
Friday	0	1	0	2	0	2	6	2	0	0	1	0	14
Saturday	5	1	2	5	1	0	9	1	1	0	1	1	27
Sunday	0	1	0	4	1	1	2	3	0	0	1	4	17
<b>Time</b>													
10am-4pm	0	2	0	0	0	3	0	1	1	0	1	0	8
4pm-10pm	1	1	0	0	1	2	0	0	4	0	1	3	13
10pm-12am	0	1	0	3	0	1	7	2	1	0	1	1	17
12am-2am	5	0	1	6	1	2	9	2	1	0	0	2	29
2am-4am	0	0	0	1	0	4	2	3	0	0	0	2	12
4am-10am	0	1	2	3	0	0	0	2	0	0	0	1	9
<b>Age and Gender</b>													
Female 14 and under	0	0	0	1	0	0	0	0	0	0	0	0	1
Female 15-17	2	0	0	2	1	5	2	2	0	0	2	0	16
Female 18-20	2	0	0	3	0	3	8	1	1	0	0	2	20
Female over 21	0	0	0	0	0	0	0	0	0	0	0	0	0
Female no age	0	0	0	0	0	0	0	0	0	0	0	0	0
Male 14 and under	0	0	0	0	0	0	0	0	0	0	0	0	0
Male 15-17	2	3	1	1	0	2	1	4	2	0	0	3	19
Male 18-20	0	2	2	6	1	2	7	3	4	0	1	4	32
Male over 21	0	0	0	0	0	0	0	0	0	0	0	0	0
Male no age	0	0	0	0	0	0	0	0	0	0	0	0	0
<b>MIP</b>	6	5	2	12	2	11	16	10	6	0	3	8	81
17 and Under	4	3	1	4	1	7	3	6	2	0	2	3	36
18-20	2	2	1	8	1	4	13	4	4	0	1	5	45
14 and Under	0	0	0	1	0	0	0	0	0	0	0	0	1
15-17	4	3	1	3	1	7	3	6	2	0	2	3	35
<b>DUI</b>	0	1	1	1	0	1	1	0	0	0	0	2	7
17 and Under	0	0	0	0	0	0	0	0	0	0	0	0	0
18-20	0	1	1	1	0	1	1	0	0	0	0	2	7
21 and Over	0	0	0	0	0	0	0	0	0	0	0	0	0
<b>Open Container</b>	0	0	0	0	0	2	1	0	0	0	0	0	3
<b>Youthful Offender</b>	0	0	0	0	0	0	0	0	0	0	0	0	0
<b>Public Intoxication</b>	0	0	0	1	0	0	3	0	1	0	0	0	5
17 and Under	0	0	0	0	0	0	0	0	0	0	0	0	0
18-20	0	0	0	1	0	0	3	0	1	0	0	0	5
21 and Over	0	0	0	0	0	0	0	0	0	0	0	0	0
14 and Under	0	0	0	0	0	0	0	0	0	0	0	0	0
15-17	0	0	0	0	0	0	0	0	0	0	0	0	0
<b>Minor in Establishment</b>	0	0	0	0	0	0	0	0	0	0	0	0	0
<b>Furnish to Minor</b>	0	0	0	0	0	0	0	0	0	0	0	0	0
<b>Sell to Minor</b>	0	0	0	0	0	0	0	0	0	0	0	0	0
<b>False ID</b>	0	0	0	0	0	0	3	0	0	0	0	0	3
<b>BAC</b>													
PBT	0.040	0.046	0.132	0.081	0	0.050	0.102	0.083	0.118	0	0.055	0.108	0.081
Intoximeter	0	0	0	0	0	0	0	0	0	0	0	0	0
Refused	0	1	0	2	0	0	2	1	0	0	0	2	8
<b>Accident Related</b>	0	0	0	0	0	0	0	0	0	0	0	0	0
<b>Location of Offense</b>													
Bar	0	0	0	1	0	0	0	0	0	0	0	0	1
Other	0	0	0	0	1	0	0	2	4	0	0	0	7

Park	0	0	0	0	0	0	0	0	0	0	0	0	0
Parking Lot	0	0	1	2	0	3	0	0	0	0	0	0	6
Residence	0	0	0	1	0	1	6	0	0	0	1	2	11
Restaurant	0	0	0	0	0	0	0	0	0	0	0	0	0
School	0	1	0	0	0	0	0	0	0	0	0	0	1
Street	0	0	0	2	0	0	6	2	1	0	0	3	14
Vehicle	6	4	2	7	1	8	5	4	2	0	2	4	45
Where Minor Obt. Alc.													
Bar	0	0	0	0	0	0	0	0	0	0	0	0	0
Home	5	1	0	4	0	0	0	0	0	0	0	0	10
Liquor Store	0	0	0	0	0	0	0	0	0	0	1	0	1
Party	0	0	0	0	0	0	0	0	0	0	1	0	1
Other Crimes Charged													
Felony	0	0	0	0	0	0	0	0	0	0	0	0	0
Misdemeanor	0	2	2	0	1	1	1	1	0	0	0	0	8
Assault	0	1	0	1	0	1	0	3	1	0	0	1	8
Resisting Arrest	0	0	0	0	0	0	0	0	0	0	0	0	0
Interference	0	0	0	0	0	0	1	2	0	0	0	1	4
Disturbance	0	0	0	0	0	0	0	0	0	0	0	0	0
Curfew	4	0	0	3	1	3	0	0	0	0	0	0	11
Possession of Controlled Substance	0	1	0	1	0	1	1	0	0	0	1	2	7

Torrington PD: January - December 2024

	Jan.	Feb.	Mar.	Apr.	May	Jun.	July	Aug.	Sept.	Oct.	Nov.	Dec.	Totals & Ave.
<b>Total Arrests</b>	4	0	1	6	5	0	0	0	0	1	2	3	22
Over 21	0	0	0	0	0	0	0	0	0	0	0	0	0
18-20	4	0	1	1	3	0	0	0	0	1	2	1	13
15-17	0	0	0	5	2	0	0	0	0	0	0	2	9
14 and Under	0	0	0	0	0	0	0	0	0	0	0	0	0
Age Unknown	0	0	0	0	0	0	0	0	0	0	0	0	0
<b>Total Cite/Release</b>	4	0	0	6	2	0	0	0	0	1	2	3	18
Juvenile Cite/Release	0	0	0	5	1	0	0	0	0	0	0	2	8
<b>Total Arrest/Custody</b>	0	0	1	0	3	0	0	0	0	0	0	0	4
Juvenile Arrest/Custody	0	0	0	0	1	0	0	0	0	0	0	0	1
<b>Day of Week</b>													
Monday	0	0	0	2	0	0	0	0	0	0	0	3	5
Tuesday	0	0	0	0	3	0	0	0	0	0	0	0	3
Wednesday	0	0	0	1	1	0	0	0	0	0	0	0	2
Thursday	0	0	0	2	0	0	0	0	0	0	1	0	3
Friday	0	0	0	0	0	0	0	0	0	0	0	0	0
Saturday	4	0	1	1	0	0	0	0	0	1	1	0	8
Sunday	0	0	0	0	1	0	0	0	0	0	0	0	1
<b>Time</b>													
10am-4pm	0	0	0	2	1	0	0	0	0	0	0	0	3
4pm-10pm	0	0	1	1	3	0	0	0	0	0	0	0	5
10pm-12am	4	0	0	2	0	0	0	0	0	0	0	3	9
12am-2am	0	0	0	1	0	0	0	0	0	1	0	0	2
2am-4am	0	0	0	0	1	0	0	0	0	0	1	0	2
4am-10am	0	0	0	0	0	0	0	0	0	0	1	0	1
<b>Age and Gender</b>													
Female 14 and under	0	0	0	0	0	0	0	0	0	0	0	0	0
Female 15-17	0	0	0	2	2	0	0	0	0	0	0	0	4
Female 18-20	0	0	0	0	0	0	0	0	0	0	0	0	0
Female over 21	0	0	0	0	0	0	0	0	0	0	0	0	0
Female no age	0	0	0	0	0	0	0	0	0	0	0	0	0
Male 14 and under	0	0	0	0	0	0	0	0	0	0	0	0	0
Male 15-17	0	0	0	3	0	0	0	0	0	0	0	2	5
Male 18-20	4	0	1	1	3	0	0	0	0	1	2	1	13
Male over 21	0	0	0	0	0	0	0	0	0	0	0	0	0
Male no age	0	0	0	0	0	0	0	0	0	0	0	0	0
<b>MIP</b>	0	0	0	3	0	0	0	0	0	0	2	3	8
17 and Under	0	0	0	3	0	0	0	0	0	0	0	2	5
18-20	0	0	0	0	0	0	0	0	0	0	2	1	3
14 and Under	0	0	0	0	0	0	0	0	0	0	0	0	0
15-17	0	0	0	3	0	0	0	0	0	0	0	2	5
<b>DUI</b>	0	0	1	0	1	0	0	0	0	0	0	0	2
17 and Under	0	0	0	0	1	0	0	0	0	0	0	0	1
18-20	0	0	1	0	0	0	0	0	0	0	0	0	1
21 and Over	0	0	0	0	0	0	0	0	0	0	0	0	0
<b>Open Container</b>	0	0	0	0	0	0	0	0	0	0	0	0	0
<b>Youthful Offender</b>	4	0	0	6	3	0	0	0	0	0	0	0	13
<b>Public Intoxication</b>	0	0	0	0	2	0	0	0	0	0	0	0	2
17 and Under	0	0	0	0	0	0	0	0	0	0	0	0	0
18-20	0	0	0	0	2	0	0	0	0	0	0	0	2
21 and Over	0	0	0	0	0	0	0	0	0	0	0	0	0
14 and Under	0	0	0	0	0	0	0	0	0	0	0	0	0
15-17	0	0	0	0	0	0	0	0	0	0	0	0	0
<b>Minor in Establishment</b>	0	0	0	0	0	0	0	0	0	0	0	0	0
<b>Furnish to Minor</b>	0	0	0	0	0	0	0	0	0	0	0	0	0
<b>Sell to Minor</b>	0	0	0	0	0	0	0	0	0	0	0	0	0
<b>False ID</b>	0	0	0	0	0	0	0	0	0	0	0	0	0
<b>BAC</b>													
PBT	0.059	0	0	0.095	0.209	0	0	0	0	0	0	0	0.121
Intoximeter	0	0	0.162	0	0.220	0	0	0	0	0	0	0	0.191
Refused	0	0	0	2	0	0	0	0	0	0	0	0	2
<b>Accident Related</b>	0	0	0	0	0	0	0	0	0	0	0	0	0
<b>Location of Offense</b>													
Bar	0	0	0	0	0	0	0	0	0	0	0	0	0
Other	0	0	0	1	0	0	0	0	0	0	0	3	4

Park	0	0	0	2	0	0	0	0	0	0	0	0	2
Parking Lot	0	0	0	0	0	0	0	0	0	0	0	0	0
Residence	3	0	0	1	0	0	0	0	0	0	1	0	5
Restaurant	0	0	0	0	0	0	0	0	0	0	0	0	0
School	0	0	0	2	1	0	0	0	0	0	0	0	3
Street	0	0	0	0	3	0	0	0	0	1	1	0	5
Vehicle	0	0	0	0	0	0	0	0	0	0	0	0	0
Where Minor Obt. Alc.													
Bar	0	0	0	0	0	0	0	0	0	0	0	0	0
Home	0	0	0	0	0	0	0	0	0	0	0	0	0
Liquor Store	0	0	0	0	0	0	0	0	0	0	0	0	0
Party	0	0	0	0	0	0	0	0	0	0	0	0	0
Other Crimes Charged													
Felony	0	0	0	0	0	0	0	0	0	0	0	0	0
Misdemeanor	0	0	0	0	0	0	0	0	0	0	0	0	0
Assault	0	0	0	0	0	0	0	0	0	0	0	0	0
Resisting Arrest	0	0	0	0	0	0	0	0	0	0	0	0	0
Interference	0	0	0	0	0	0	0	0	0	0	0	0	0
Disturbance	0	0	0	0	0	0	0	0	0	0	0	0	0
Curfew	0	0	0	0	0	0	0	0	0	0	0	0	0
Possession of Controlled Substance	0	0	0	0	0	0	0	0	0	0	0	0	0

## Unita County: January - December 2024

	Jan.	Feb.	Mar.	Apr.	May	Jun.	July	Aug.	Sept.	Oct.	Nov.	Dec.	Totals & Ave.
<b>Total Arrests</b>	0	0	0	6	0	5	0	0	0	0	0	0	11
Over 21	0	0	0	0	0	0	0	0	0	0	0	0	0
18-20	0	0	0	1	0	4	0	0	0	0	0	0	5
15-17	0	0	0	5	0	1	0	0	0	0	0	0	6
14 and Under	0	0	0	0	0	0	0	0	0	0	0	0	0
Age Unknown	0	0	0	0	0	0	0	0	0	0	0	0	0
<b>Total Cite/Release</b>	0	0	0	6	0	5	0	0	0	0	0	0	11
Juvenile Cite/Release	0	0	0	5	0	1	0	0	0	0	0	0	6
<b>Total Arrest/Custody</b>	0	0	0	0	0	0	0	0	0	0	0	0	0
Juvenile Arrest/Custody	0	0	0	0	0	0	0	0	0	0	0	0	0
<b>Day of Week</b>													
Monday	0	0	0	0	0	0	0	0	0	0	0	0	0
Tuesday	0	0	0	0	0	0	0	0	0	0	0	0	0
Wednesday	0	0	0	0	0	0	0	0	0	0	0	0	0
Thursday	0	0	0	0	0	0	0	0	0	0	0	0	0
Friday	0	0	0	0	0	0	0	0	0	0	0	0	0
Saturday	0	0	0	6	0	4	0	0	0	0	0	0	10
Sunday	0	0	0	0	0	1	0	0	0	0	0	0	1
<b>Time</b>													
10am-4pm	0	0	0	0	0	0	0	0	0	0	0	0	0
4pm-10pm	0	0	0	0	0	0	0	0	0	0	0	0	0
10pm-12am	0	0	0	5	0	5	0	0	0	0	0	0	10
12am-2am	0	0	0	0	0	0	0	0	0	0	0	0	0
2am-4am	0	0	0	1	0	0	0	0	0	0	0	0	1
4am-10am	0	0	0	0	0	0	0	0	0	0	0	0	0
<b>Age and Gender</b>													
Female 14 and under	0	0	0	0	0	0	0	0	0	0	0	0	0
Female 15-17	0	0	0	2	0	0	0	0	0	0	0	0	2
Female 18-20	0	0	0	0	0	1	0	0	0	0	0	0	1
Female over 21	0	0	0	0	0	0	0	0	0	0	0	0	0
Female no age	0	0	0	0	0	0	0	0	0	0	0	0	0
Male 14 and under	0	0	0	0	0	0	0	0	0	0	0	0	0
Male 15-17	0	0	0	3	0	1	0	0	0	0	0	0	4
Male 18-20	0	0	0	1	0	3	0	0	0	0	0	0	4
Male over 21	0	0	0	0	0	0	0	0	0	0	0	0	0
Male no age	0	0	0	0	0	0	0	0	0	0	0	0	0
<b>MIP</b>	0	0	0	5	0	5	0	0	0	0	0	0	10
17 and Under	0	0	0	4	0	1	0	0	0	0	0	0	5
18-20	0	0	0	1	0	4	0	0	0	0	0	0	5
14 and Under	0	0	0	0	0	0	0	0	0	0	0	0	0
15-17	0	0	0	4	0	1	0	0	0	0	0	0	5
<b>DUI</b>	0	0	0	1	0	0	0	0	0	0	0	0	1
17 and Under	0	0	0	1	0	0	0	0	0	0	0	0	1
18-20	0	0	0	0	0	0	0	0	0	0	0	0	0
21 and Over	0	0	0	0	0	0	0	0	0	0	0	0	0
<b>Open Container</b>	0	0	0	0	0	0	0	0	0	0	0	0	0
<b>Youthful Offender</b>	0	0	0	0	0	0	0	0	0	0	0	0	0
<b>Public Intoxication</b>	0	0	0	0	0	0	0	0	0	0	0	0	0
17 and Under	0	0	0	0	0	0	0	0	0	0	0	0	0
18-20	0	0	0	0	0	0	0	0	0	0	0	0	0
21 and Over	0	0	0	0	0	0	0	0	0	0	0	0	0
14 and Under	0	0	0	0	0	0	0	0	0	0	0	0	0
15-17	0	0	0	0	0	0	0	0	0	0	0	0	0
<b>Minor in Establishment</b>	0	0	0	0	0	0	0	0	0	0	0	0	0
<b>Furnish to Minor</b>	0	0	0	0	0	0	0	0	0	0	0	0	0
<b>Sell to Minor</b>	0	0	0	0	0	0	0	0	0	0	0	0	0
<b>False ID</b>	0	0	0	0	0	0	0	0	0	0	0	0	0
<b>BAC</b>													
PBT	0	0	0	0.090	0	0.030	0	0	0	0	0	0	0.060
Intoximeter	0	0	0	0.084	0	0	0	0	0	0	0	0	0.084
Refused	0	0	0	0	0	0	0	0	0	0	0	0	0
<b>Accident Related</b>	0	0	0	0	0	0	0	0	0	0	0	0	0
<b>Location of Offense</b>													
Bar	0	0	0	0	0	0	0	0	0	0	0	0	0
Other	0	0	0	0	0	4	0	0	0	0	0	0	4

Park	0	0	0	0	0	0	0	0	0	0	0	0	0
Parking Lot	0	0	0	0	0	1	0	0	0	0	0	0	1
Residence	0	0	0	0	0	0	0	0	0	0	0	0	0
Restaurant	0	0	0	0	0	0	0	0	0	0	0	0	0
School	0	0	0	0	0	0	0	0	0	0	0	0	0
Street	0	0	0	6	0	0	0	0	0	0	0	0	6
Vehicle	0	0	0	0	0	0	0	0	0	0	0	0	0
Where Minor Obt. Alc.													
Bar	0	0	0	0	0	0	0	0	0	0	0	0	0
Home	0	0	0	0	0	0	0	0	0	0	0	0	0
Liquor Store	0	0	0	0	0	0	0	0	0	0	0	0	0
Party	0	0	0	6	0	5	0	0	0	0	0	0	11
Other Crimes Charged													
Felony	0	0	0	0	0	0	0	0	0	0	0	0	0
Misdemeanor	0	0	0	0	0	0	0	0	0	0	0	0	0
Assault	0	0	0	0	0	0	0	0	0	0	0	0	0
Resisting Arrest	0	0	0	0	0	0	0	0	0	0	0	0	0
Interference	0	0	0	0	0	0	0	0	0	0	0	0	0
Disturbance	0	0	0	0	0	0	0	0	0	0	0	0	0
Curfew	0	0	0	0	0	0	0	0	0	0	0	0	0
Possession of Controlled Substance	0	0	0	0	0	0	0	0	0	0	0	0	0

## ACKNOWLEDGEMENTS

This initiative was a collaborative effort on the part of the administrators, enforcement team leaders and records personnel from all twenty law enforcement agencies that participated. The Initiative was successful due to the unwavering support of the administrators. The day-to-day supervision of enforcement activities by the team leaders, the daily collection and monthly tabulation/submittal of arrest data was an ambitious undertaking, and their efforts should be acknowledged as well. The collective efforts of all assigned department staff were essential to the overall success of this Initiative.

---

### BIG HORN COUNTY

Ken Blackburn – Sheriff  
Keri Angell – Administration  
Lori Smallwood – County Clerk

### CARBON COUNTY

Alex Bakken – Sheriff  
Shawn Kelly – Undersheriff  
Brian Lally – Captain  
Patrick Patterson - Sergeant

### CASPER

Jeff Broneck – Sergeant  
Sara Nelson – Sergeant  
Adam Uhrich – Sergeant  
Diane Berg – Records

### CHEYENNE

David Allen - Officer  
Joann Young - Officer

### DOUGLAS

Todd Mathews – Lieutenant  
Letabeth Wagers – Records/Municipal Court Clerk

### GILLETTE

Chuck Deaton – Chief of Police  
Kelly Alger - Captain  
Leah Foster – Senior Administrative Assistant

### HOT SPRINGS COUNTY

Jerimie Kraushaar – Sheriff  
Molly Coyne – Administrative Assistant

### JACKSON

Rob Andazola- Sergeant  
Sandy Birdshaw

### LANDER

Garrett Millington – Sergeant  
Kenneth Stigers – Officer

### LARAMIE

Ryan Thompson - Lieutenant  
Craig Lenhardt - Sergeant

### LINCOLN COUNTY

Brian Andrews – Captain  
Corry Bassett – SRO

### MOORCROFT

Bill Bryant – Chief of Police

### POWELL

James Rhea – Chief of Police  
Matt McCaslin – Lieutenant  
Lisa Baker – Administrative Assistant

### RAWLINS

Michael Ward – Chief of Police  
Valeta Rodabaugh - Communications Supervisor  
Katrina James – Administrative Assistant

### ROCK SPRINGS

Bill Erspamer – Chief of Police  
Amanda Salazar - Commander  
Elizabeth Coontz – Records Supervisor

### SHERIDAN

Travis Koltiska, Chief of Police  
Sarah Benavidez - Administrative Services Coordinator

### TORRINGTON

Joel Sandlian – Sergeant  
Heidi Borton – Records

### UINTA COUNTY

Andy Kopp – Sheriff  
Frostie Egley – Administrative Assistant

---

EUDL Grant Manager: Lori Emmert – Wyoming Association of Sheriffs and Chiefs of Police  
COVER PHOTO: University of Wyoming Police Department

## PROJECT MANAGER VITA

### CONTACT INFORMATION:

Ernest L. Johnson, Director of Services  
Johnson & Associates  
1036 Durango  
Douglas, WY 82633  
Phone: (307) 351-8614  
E-mail: [eljohns1@gmail.com](mailto:eljohns1@gmail.com)  
Website: <http://www.jandaconsulting.com>

### RELATED EDUCATION & EXPERIENCE:

- Twenty-four years experience as an administrator of a state agency with direct responsibility for budget development and administration, planning, organizing, directing, staffing, and program services delivery.
- Master's degree in Public Administration; over thirty-five years experience training and working with executives to achieve excellence in government, manage and implement change, increase organizational effectiveness and maximize program efficiency.
- Conducted in-depth management studies for criminal justice agencies for the states of Massachusetts and New Hampshire. These studies assessed the delivery of program services by agencies with statewide responsibilities and provided recommendations for increasing organizational efficiency and agency credibility.
- Over thirty-five years of experience in researching, writing, and administering a variety of federal and state grants. Grants involved in excess of several million dollars for a wide variety of purposes: personnel, equipment, training, research and providing services with targeted priorities.
- Extensive experience in researching, evaluating and implementing a wide variety of projects. These projects varied in scope and duration, and many required the involvement and partnership of multiple agencies and personnel throughout the state, as well as the enactment of state legislation.
  - Evaluation performed for the Substance Abuse Division - WDH – “Responsible Server Training Program” – October 2002
  - Managed the Wyoming First Lady's Initiative to Reduce Underage Drinking – November 2004 to September 2006
  - Managed project and authored report: A Comprehensive Review of Alcohol State Statutes: Findings and Recommendations for Reducing Underage and Binge Drinking in Wyoming – 2008
  - Management Review of the Wyoming Seat Belt Coalition: Mission, Goals and Work Scope – September 2011
- Thirty years of experience in conducting a variety of feasibility studies
  - Conducted numerous feasibility studies for the Wyoming Legislature
  - Most recent feasibility study conducted for the Town of Wright: “Should the Town of Wright create its own Police Department?” May 2004



## Wyoming Youth and Alcohol Data - 2024

---

- Inducted into the Wyoming Association of Sheriffs and Chiefs of Police Law Enforcement Officers Hall of Fame in 2011
- Conducted executive level training for the US Department of Justice/ State Department:
  - Instructed a 40-hour training course entitled “The Office of Professional Responsibility” for the Lithuania National Police command staff - 2001
  - Instructed an 80-hour training course entitled “Sex Crimes Investigations” for Investigators and Prosecutors in Lithuania - 2001
- Faculty - Criminal Justice Department - University of Wyoming (September 2000 to September 2012)
  - Criminal Justice Management, Concepts of Modern Policing, Ethics in the Administration of Justice, Criminal Justice Civil Liability, Politics and the Judicial Process, Criminal Courts and Processes, and Police Deviance.
- Management consultant for the Wyoming Association of Sheriffs and Chiefs of Police - Projects completed or currently in progress:
  - Evaluation of Alcohol Factors in Custodial Arrest in Wyoming – May 2005
  - Statewide Public Opinion Survey: Alcohol Issues and Policies (phone survey of 4,600 residents of Wyoming – Report released November 2006
  - Evaluation of Alcohol Factors in Custodial Arrests in Wyoming - 2006: Phase I (data collection), Phase II (Analysis, Findings and Strategies)
  - Evaluation of Alcohol Factors in Custodial Arrests in Wyoming – 2007, 2008, 2009
  - Alcohol and Crime in Wyoming: 2006 – 2008
  - Alcohol and Crime in Wyoming: 2010 - 2024
  - Wyoming Youth and Alcohol Reports: 2010-2024
  - Project Manager for the Enforcing Underage Drinking Laws Program – September 2007 to May 2009
  - Project Manager for WY-CIA Wyoming Communities in Action – Phase I, Phase II – September 2007 to May 2009
  - Project Manager for Reducing Underage Drinking and Driving – October 2007 to September 2009
  - Project Coordinator for Project Safe Neighborhoods in Wyoming: A national initiative directed by the US Department of Justice aimed at reducing gun crimes and violence in this country.
- Facilitator/Coordinator for the Wyoming Seat Belt Coalition – December 2006 to 2014
- Administration and coordination of WYDOT-Highway Safety’s Selective Traffic Enforcement Program Grants for Wyoming law enforcement agencies– December 2008 to October 2020
- Facilitator for the Wyoming Safe Communities Project – FY 2012
- Facilitator/Coordinator for the Governor’s Council on Impaired Driving – December 2011 to October 2020