

COURTHOUSE QUILTERS NEWSLETTER

What's Inside this Issue

- 1 President's Letter
- 2 Board and Chairs
February Birthdays
Sunshine and Shadows
Membership
- 3 Program
- 4 Farewell
Challenge
- 5 Minutes
Guild Goals
- 6 Retreat News
Jacket Info
Hospitality
- 7 New Member Tea
Show & Tell
- 8-9 Places To Go
- 9 Trending

Upcoming

Events



February 8

- 10-4 Crazy Quilt Workshop
- 4:30 Board Meeting
- 6:30 Barbara Figge Fox, National Button Society

March 8



- Time TBA—Miniature
Quilt Magic by Diane Johnson
- 4:30 Board Meeting
- 6:30 Diane Johnson
"Women and Quilts of the Civil War"



President's Letter

Quilt + Art (Q&A)

All,

Thanks to everyone for a great January meeting. Several members worked hard on providing a beautiful and delicious welcoming tea for new members, and in the evening we got to combine friendship with shopping!

The energy in the room and the engagement of the membership was heartwarming and encouraging. We spoke about some priorities and goals for the guild that the executive board has identified. Our number one goal is to increase and broaden participation across the membership, helping to make our community more cohesive.

There are several initiatives related to this goal. Find ways to make the guild more welcoming to new members. Break down the barriers to volunteerism. Provide opportunities for the board to reach out to the members, and members to reach out to each other. We've already changed the time of the board meeting to allow us time for socializing, and created a great new checklist to suggest how everyone can help the guild grow stronger. We are experimenting with ice breakers that help us all get to know each other better.

We heard a proposal to create the first guild subgroup, Quilt + Art (Q&A), and I'm sure it is the first of many focused groups the guild can help facilitate.

We already see the benefits of fresh new ideas coming from lots of people. Team work always pays off, and I hope we can build on the momentum we have created.




Thanks for everything,

Patty Jutz

CHQ Online

Check our website for the latest workshops and supply lists, meeting news, cancellations, forms, **inclement weather announcements**, and just general information about the guild. **The Web Presence committee is working on a new website, so stay tuned for more information about that!!!**




The deadline for the newsletter is the Sunday one week after a meeting by midnight. Exceptions are May and show-year Octobers with a deadline of the Wednesday after a meeting. Send all of your articles, news, photos, and other newsworthy items to Jan.

For a complete listing of the holdings in the guild library, go to www.librarything.com/catalog/CourthouseQuilters. And don't forget to "friend" the guild on Facebook. Search for "Courthouse Quilters" and "like" us. We'll like you back!



Board and Committee Chairs

President Patty Gertz	Circulation Cathie Giambalvo	Licensing Joanne Gardner	Publicity Judee Shuler
Vice President/ Programs Ellen Heath	Door Prizes Joanne Gardner	Membership Camille Quinton	Raffle Quilt HELP NEEDED! YOUR NAME HERE!
Recording Secretary Cass Garner	Historian Claire Rohloff	Newsletter Jan Hunold	Special Events Jill Ferrari
Corresponding Secretary Sue Garcia	Hospitality HELP NEEDED! YOUR NAME HERE!	Photographer Twila O'Connell	Web Presence Karen Davis
Treasurer Alice Sprenger	Librarian Mary Schwarzenberger		Contact info is on the guild roster.

The purpose of this Guild is to preserve and promote the tradition and history of quilting; to foster fellowship among interested persons in all aspects of quilting; to sponsor and support educational quilting activities; to encourage quilt making and collecting; to promote the appreciation of quilting throughout the community; and to support charitable activities.

February Birthdays

Dana B—Feb. 4	Annie P— Feb. 26
Peggy B—Feb. 9	Ann P— Feb. 2
Joanne G-Feb. 1	Barbara S-Feb. 15
MC H—Feb. 6	June W— Feb. 20
Joan L— Feb. 7	Kitty Z- Feb. 17



Sunshine and Shadows

If you know of anyone in the guild who could use some cheering up, please contact Corresponding Secretary, Sue Garcia. She will send a card on behalf of the guild. (See guild roster for contact info.)

A message from your Membership Chair

Call me crazy, but I'm loving this cold winter – hazy snow skies, crisp star-lit nights, and a great excuse to catch up on projects (at least, I try!!)


Still haven't renewed your CHQ membership? All renewals must be made by February 8. If your dues are not received by then, you will be dropped from the roster and email distribution list.

Don't let your membership expire! Please mail your renewal NOW! Dues are \$35. Mail your check (written to CHQ), to: Camille Quinton, CHQ membership chair, 41 Ichabod Crane Lane, Belle Mead, NJ 08502. Please contact me (camquinton@gmail.com) or phone (908-281-9430) to let me know your check is in the mail! Please include any changes to your contact information. And if you have decided not to renew your membership, please let me know as well.

The new roster will be distributed after the February meeting. Membership cards for those who have renewed can be found in your name tag. Some quilt stores give a discount for guild members, so remember to carry yours with you.

Please contact me if you have any questions - keep current – renew now!

Camille Quinton
CHQ Membership Chair



CRAZY QUILT WORKSHOP, 10-4

February Program

Enter the crazy world of crazy quilting. The workshop will cover foundation piecing (on muslin), fabric selection (color, texture, type), and embellishing. Be prepared to get addicted to this wonderful technique. You will work on a small foundation block that we'll embellish as much as we can. Embellishing will include several types of stitches, working with flosses and silk ribbons and adding buttons, beads and baubles.

Supply List:

Equipment: sewing machine in good working order with a walking foot ♥ general sewing supplies (pins, neutral thread, scissors, so on) ♥ fine Sharpie ♥ rotary cutter ♥ 6"x12" ruler ♥ small cutting mat. A small iron and pressing mat are a really good idea, but not required. Flower head pins or other flat-head pins work best.




For the foundation: several strips of fabric in a variety of cottons, velvets, silks, anything you have on hand in a variety of colors and textures ♥ All cotton OK too ♥ Scraps work really well ♥ You should have at least 12-14 strips, each at least 1 1/2" wide by 12" long ♥ One FQ of muslin or a light fabric for the foundation.

For the embellishing: I will have a kit of starter items for you to purchase (very small fee). It will include needles, silk ribbons, Perle cottons, specialty floss, beads and a special surprise ♥ If you already have a stash of these items, bring a variety of flosses and silk ribbon, along with a variety of needles (Chenille 20 or 22 and a beading needle) ♥ Feel free to bring any laces, ric-rac, ribbons, buttons, beads or doo-dads you have on hand. Anything goes! ♥ one more FQ of muslin or a light fabric for a doodle cloth

Tools: a laying tool (Purple Thang works great and is cheap) ♥ Hoops: if you like to do hand work with a hoop, bring a large one, maybe 10-12". Q-snaps work really well and you'll need a 12"x12" size. Don't bring a tiny hoop – it will do more harm than good.

I will provide a template you can all borrow to start your foundation.

Recommended, but not required: the best CQ book — Crazy Quilting: The Complete Guide by J. Marsha Michler



EVENING PROGRAM - BARBARA FIGGE FOX

"EVERY BUTTON HAS A STORY: BUTTONS HELP QUILTS TELL STORIES"

Perhaps you kept your grandmother's jar of buttons. Or you enjoy looking for special buttons to embellish your quilts. Or maybe you just like history and to look at beautiful antiques. Barbara Figge Fox and another member of the New Jersey State Button Society, will bring us a talk and hands-on demonstration about collecting antique, vintage, and modern buttons.

Exquisitely beautiful buttons were made in the 19th century from enamel, china, shell, and ivory. Equally fascinating are buttons manufactured from modern materials -- including rubber, plastic, celluloid, glass, and metal. The best array of buttons can be found at regional button shows, such as at New Jersey State Button Society (NJSBS) Show and Competition, set for Saturday, May 9, 9 a.m. to 4 p.m. at the Union Fire Company, 1396 River Road (Route 29), Titusville, NJ 08560 (<http://newjerseystatebuttonssociety.org>).

You will learn how to find buttons that cost 25 cents, \$25, or \$250. Maybe you are looking for buttons made of glass, or that show pictures of cats, or that were used on uniforms. You will get ideas on embellishing your quilts, get a hands-on chance to pick out and mount some buttons -- and take home your button treasures.

☞ 2015 Year at a Glance (partial) ☜

Feb 8	Jan Hunold, Crazy Quilt Workshop	Barbara Figge Fox, National Button Society
Mar 8	Diane Johnson, Miniature Quilt Magic	Diane Johnson, "Women and Quilts of the Civil War"
April 12	Charity Sew	Anniversary Party/Challenge
May 17	Debbie Kalenty-Tucker Tools	Quilter's Obsession Lecture and Trunk Show
June 14	Linda Hahn-Buffalo Bubblegum	Linda Hahn-NY Beauty State of Mind Trunk Show
July 12	No Workshop	Member Demos
Aug 9	No Workshop	Ice Cream Social/Games

Farewell from Barbara Burke

I have been a member of the Guild for a long time (20 Yr?), have enjoyed being with so many talented ladies, and counted many as friends.....I come home from the meeting happy, refreshed, energized.....my husband one time asked me if I had been drinking at the meeting.....yes if you count coffee, tea, soda etc.....What's not to be happy about??? Hanging out with people that enjoy doing the same thing, sharing their triumphs, and those disasters we occasionally fight with.....happy events, new babies, grandchildren, weddings.....all celebrated thru our love for quilting! The classes and lectures have been enlightening, the shows at the Prallsville Mill -----although at times we have all been stressed getting ready for it.....but it has ALWAYS turned into a Fabulous show.....the chance to go to quilting retreats.....awesome.....
...3-4 days of freedom to do nothing but work on a quilt.....YES!!!

And so it is with mixed emotions that I retire to Waynesville, NC.....I have found a Quilt Guild nearby.....the ladies seem nice.....there is also a Quilt Store in town.....YES!!! Once I get unpacked.....I am looking forward to working on UFO'S.....maybe I won't wait 'til totally unpacked, I haven't sewn in so long (months, sick of looking at boxes) I just want a path to my sewing machine so I can work on SOMETHING, ANYTHING!!!



I will miss you all — Cry

Barb Burke



2015 Courthouse Quilters Challenge: Theme: Weather Option To Exhibit Entries: Nurture Nature Center, 516 Northampton St., Easton, PA

The Basics:

The CHQ Weather Challenge includes two categories: Quilts and Other. “Other” may include wearables, mixed media, or any form of textile art. Members may enter one item per category. Each item must have a weather-related theme.

The Weather Challenge items are due at the April 2015 meeting.

The Nurture Nature Center Quilt Exhibit:

This year, there will be an exhibit of our challenge entries at the Nurture Nature Center, 516 Northampton St., Easton, PA. The exhibit will begin with an opening reception on Thursday, April 16, 2015, from 6:30 to 9 p.m. and will close on Saturday, May 30, 2015.

Art exhibits can be viewed on Wednesdays, 10 AM–1 PM, Thursdays 6 PM–9 PM, and Saturdays 10 AM–1 PM. To view by appointment, call 610-253-4432.

Members may participate in the guild challenge without showing their quilts in the exhibit.

Exhibited quilts may be listed for sale, if desired. The Nurture Nature Center will take a 25% commission on all sales, so set your price accordingly.

Requirements:

If you will not be entering your item in the exhibit at the Nurture Nature Center, there are no restrictions or requirements beyond the theme.

IF YOU INTEND TO SUBMIT YOUR ENTRY TO THE NURTURE NATURE CENTER EXHIBIT:

Your quilt must not exceed a size of 60” by 60”. Any other item must be small enough to hang on a hanger or be placed on a wide windowsill at the center.

Your quilt must have an AQS-style hanging sleeve. For instructions:

https://www.youtube.com/watch?v=m_Vd82aSiAA

You must bring two copies of the intake form to the April meeting. Your quilt cannot be identified as yours prior to voting, so keep your intake form separate from your quilt until after the competition.

You must bring a label to be pinned onto your quilt AFTER the competition with your name and phone number.

You must bring a pillowcase with your name and phone number for transport of your quilt after the competition. Bring the quilt to the meeting in an unmarked bag or pillowcase.

Ellen will take your quilt home the night of the April meeting, April 12, and deliver it to the Nurture Nature Center on Monday morning, April 13. *Your quilt will be in Ellen's home overnight without being insured.* Once it reaches the NNC, it will be covered by their insurance.

Pick up will be June 1 at the NNC. The intake form must be presented to pick up your quilt. Any quilts not picked up will be stored in Ellen's home and returned at the June meeting. Again, Ellen does not have special insurance to cover these quilts.

Questions: Ellen Heath, 551-427-7153, ellheath@gmail.com

Board Minutes from January, 2015

Minutes January 11, 2015

In attendance: Patty G., Ellen H., Alice S., Sue G., Karen D., Mary S., Elena S., Jan H., Camille Q., Judee S., Cathy G., Mary deS. (quorum met 4 exec. + 8 comm.

Executive Board Updates

President Patty Gertz called the meeting to order at 5:31.

A motion was made and last month's minutes were approved.

Patty explained that one of the board's priorities is to help the guild become a more cohesive group, and to that end move the board meeting up one hour earlier to 4:30. This would allow board members to socialize with guild members as they arrive. A motion was made, seconded and passed.

Treasurer Alice Sprenger presented the 2015 budget, which was approved by the board and will be sent by email to members. Alice also gave a list of examples of how each member can become more involved in the guild. She will present her ideas at the general meeting.

Vice President Ellen Heath gave an overview of program which can be found elsewhere in the newsletter. Ellen reported that the New Member Tea today was successful.

Still needed are Hospitality and Raffle quilt chairs. Mary Schwarzenberger will be Library Chair.

Committee Reports

Charity - Andrea and Jude are washing, labeling and cataloging our quilt inventory. They are also researching local charities for ideas for workshop projects.

Circulation - Cathie G. reported that she sent the newsletter.

Historian - n/a Hospitality - open Library - n/a

Publicity - Judee is researching new contacts as well as reaching out to old ones.

Web Presence - Karen is almost finished designing a new web page and will be testing it soon. She will also take over facebook.

Newsletter - Jan reminds us that articles are due the Sunday a week after the meeting.

Special Events - Thanks to Jill Ferrari for a successful New Member Tea.

Licensing - n/a

Membership - Camille reminds that membership fee is due tonight.


Programs - see newsletter Door Prize - n/a Photographer - n/a

Elena and Mary made a presentation for a new sub-group for art quilters.

The meeting was adjourned at 6:27

Respectfully submitted by:

Mary M. deSloovere, CHQ (substitute) Recording Secretary



Suggested Goals for Members of Courthouse Quilters Guild

from Alice Sprenger

- ♥ Make or bring refreshments to at least one meeting
- ♥ Provide help to a committee such as Program Committee
- ♥ Do a challenge quilt
- ♥ Take a workshop
- ♥ Sew for Charity
- ♥ Bring a quilt for Show and Tell
- ♥ Meet and greet a new member
- ♥ Go on a retreat
- ♥ Sit with a different group of members during meeting
- ♥ Use the Library
- ♥ Recruit a new member
- ♥ Learn a new skill
- ♥ Share your knowledge with a Quilter in need of a new skill

Quilter's Spring Retreat at the Crossroads



Come join your fellow CHQ members for the CHQ 2015 Spring Quilting/Sewing Retreat at CROSS ROADS CAMP AND RETREAT CENTER, 29 Pleasant Grove Road, Port Murray, NJ

Come join your quilting friends for sewing, fun, comraderie, fun, quilting, fun, laughs, fun, food and MORE fun!!! Sew to your hearts content to all hours of the night, no kids or husbands, no meals to cook, no cleaning, & no interruptions!!!! Treat yourself to a weekend of good times with good friends and good quality quilting time!! So bring your UFO's, knitting/crocheting, book to read, beading or whatever your heart desires to work on, or just RELAX!!

The facility is located in the rolling hills of beautiful Warren County with wonderful scenic views, and a lake on the premises to take a leisurely walk to if you wish. All rooms have 2 single beds with private bath and shower. Two handicapped-accessible rooms available, the facility is ALL on one level, NO STEPS! A short walk takes us to the cafeteria. We have a kitchenette with a refrigerator, microwave, dishwasher, and unlimited coffee and tea. We opted out of lunches so we have more time to sew, so you can bring a bag lunch or have lunch delivered by many places in town.

Thursday-Sunday, April 23-26, 2015, 3 nights, 5 meals =\$218.50

Friday-Sunday, April 24-26, 2015, 2 nights, 4 meals=\$177.00

A \$50.00 non-refundable deposit required to register. **Balance due April 19, 2015** Make checks payable to Court-house Quilters. Questions? Contact: Susan Fellin, sdfellin2@comcast.net or 908-788-5881



Jacket made by Claire Rohloff and shown at January meeting

You can get the pattern on line- I'd love to see what others make with the pattern!

Info for jacket: Crossroads Jacket by Grainline Gear, www.lorrainetorrence.com, Lorraine Torrence Designs

Claire Rohloff



Hospitality

Thanks to those who brought refreshments to the January meeting: Dana B; Valerie K; Marla K; Joan L; Janet S; Barb S; Alice M. Thanks also to those who cleaned up. Fortunately, there was hot water for tea, which was left over from the New Member's Tea. But there isn't anybody to form a Hospitality Committee. We still need a Hospitality chair!



If you like coffee, tea and cookies, then you have all the qualifications necessary to take over Hospitality!!!



New Members Tea



Happy New Members at the tea. ↓



Show and Tell



Cathie G made this quilt from her Holiday Party gift! ↑



↑ Rose E showed her mini entitled "Homage to Hot Flashes" and a beaded friend, Humpty!!



Mary S made this jacket and there's NO purple in it!! ↑

Helle-May C-table mat made with 22 1/2 degree wedge tool, in 16 sections →



Elena S made this landscape from sari silk strips. ↑



Fran B is making a t-shirt quilt for each of her children in memory of their father. ↑

Carol E has been busy (l-r): window quilt based on a house in Long Valley; OBW from a Claire and Linda retreat; Gloria Loughman-style New Mexico landscape "Ode to Georgia O'Keefe"



Joan L has an antique summer quilt that has no batting. →



Marla K showed a quilt made from sale fabric. ←

Places to Go, Things to Do, People to Meet!

Weaving Demo, Guided Tour of Tapestry Show Sunday, February 22, 2 pm, Hunterdon Art Museum, Clinton



Join Carol K. Russell, curator of Contemporary International Tapestry, lead a tour of the exhibition, providing insight into the world of tapestries and answering your questions about this amazing show.

Prior to the tour Carol will give visitors a weaving demonstration, showing how a tapestry is constructed so participants have a better understanding of the level of complexity that goes into creating these amazing works of art. Space is limited, please register in advance by calling us at 908-735-8415. Cost is free with your admission, and all ages are welcome.

Inspired by the Past: Works by Robert Charles Hudson Thru March 7, 2015, Connecticut Historical Society, One Elizabeth Street, Hartford, CT

This display features artwork inspired by Robert Charles Hudson's family traditions and African-American heritage. A fourth-generation quilter, Hudson weaves together techniques and oral traditions handed down from his great-grandmother. His colorful, mixed-media works include quilted squares mounted to large painted canvases that incorporate traditional patterns and ancient African symbols. For more info: <http://chs.org/exhibition/inspired-by-the-past-works-by-robert-charles-hudson/>



AQS Quilt Week, March 11-14, Lancaster, PA



Admission to AQS Quilt Week includes access to all special exhibits and the Merchant Mall with more than 200 vendor booths. Hours are 9:00 a.m. to 6:00 p.m. on Wednesday through Friday, March 11-13, and from 9:00 a.m. to 5:00 p.m. Saturday, March 14. Ticket and additional information can be found at aqsshows.com/Lancaster or by calling 1-800-626-5420. American Quilter's Society has also arranged for steeply discounted hotel rates, which can be booked through the aqsshows.com/Lancaster website. For more info: <http://www.quiltweek.com/locations/lancaster/>

“Under a New Star” quilt show from Empire Quilters Sat. March 28th 10-5 and Sun. March 29th 10-4 Fashion Institute of Technology, 7 Ave. and 28th St., NYC

The subject is “Collecting Quilts: How and Why”
Over 250 quilts exhibited — Raffle—Vendors--Boutique
Speakers include:

Paula Nadlestern; Elizabeth Warren, Curator of the acclaimed Red and White Quilt Show; Barbara Brackman; Amelia Peck, Curator of the Textile Division, the Metropolitan Museum of New York; Roderick Kiracofe, collector and author of Unconventional and Unexpected.



For more information and a complete schedule, go to:
<http://www.empirequilters.net/shows.php?ID=67>

Sacred Quilts Exhibit Entry Deadlines

Call for Entries through March 9, 2015 for the main exhibit featuring quilts based on your sacred journey with themes of Joy, Inspiration, Spirituality, Healing, Grief and Peace/Brotherhood.

Call for Entries (Special Liturgical) through April 9, 2015

The second call for entries for a special exhibit of liturgical pieces to be hung in the sanctuary at Floris United Methodist Church. FUMC is interested in purchasing artwork for permanent installation in the sanctuary.



Hudson River Valley Fiber Art Workshops Greenville, NY—Year-Round Workshops

The workshop, lodging and meals are all in one location at the historic Greenville Arms 1889 Inn, located in upstate New York's Hudson River Valley and Catskill Mountain region. No need to commute back and forth for lodging and meals, saving your time and money for the things you enjoy -- your fiber art! Each workshop includes workshop tuition, lodging, and meals.

Some of the instructors coming in 2015 are Katie Pasquini Masopust, Judy Coates Perez, Esteritz Austin, Rosalie Dace, Gloria Loughman, Sue Benner, Sue Spargo and others. Workshops are 3 or 5-days. Carol Esch says they may be expensive, but are well worth it and the food is very good.

For more info, go to: www.fiberartworkshops.com

Antique Quilt Exhibit “Quilting . . . A Walk Through the 1800s” March 11-14, 2015, Wed-Fri 9am-6pm / Sat 9am-4pm

39 Vendors—Free \$2,500 Gift Basket Raffle to celebrate our 25th Anniversary! The Lancaster Quilt Show is entering its 25th year at The Continental Inn, 2285 Lincoln Highway East, Lancaster, PA. Best of all, Admission and Parking is free! This show is not downtown at the AQS Show.

For more information, go to: <http://lancasterquiltweek.com/>



Trending

Here are the most popular features in sewing machines: thread cutter; needle up/down; knee lift; speed control. (What do you love that isn't on this list?)

The feature people thought they would use all the time, but is sadly under-used: those thousands of fancy stitches even simple machines come with these days!

What do you think? Do you love those fancy stitches? Want even more? Or wish they weren't there?

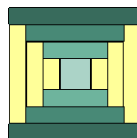


Courthouse Quilters

P.O. Box 192

Flemington, NJ 08822

Courthouse Quilters
Darcy Lodge
39 Everittstown Road
Route 513, Frenchtown, NJ



Directions from Flemington:

Route 12 W to flashing red light at The National Hotel in Frenchtown. Turn right onto Route 513 and drive up steep hill. The Darcy Lodge will be 3/4 mile on the left.

Directions from Clinton:

Route I-78 to Exit 15 to route 513 S. Turn right at Burgdorf Realtors Route 513. Continue for 8 miles.