

FUN PHILATELICALY

NEWSLETTER

ISSN 1171-6029

June 2012


Produced by the PHILATELIC YOUTH COUNCIL OF N.Z. (Inc.)
 PO Box 2979, Shortland St, Auckland 1140
www.nzpf.org.nz/youth/youth.html

With funding from  THE LION FOUNDATION

Queen Elizabeth's 60th Jubilee


Princess Elizabeth became Queen on the death of her father on the 6th February 1952. Her coronation was the 2nd June 1953 in Westminster Abbey London.

Diamond Jubilees are very rare occasions in history. They recognise the 60th anniversary of a monarch's accession, the date on which they became monarch. As New Zealand is part of the Commonwealth the Queen is our figure head, even though we have our own Government. It is her role to ensure there is always a government in place, and to serve as an apolitical representative of all New Zealanders. The Governor General is her representative here to guarantee that the constitution and democracy of New Zealand are protected.



Our set of stamps to commemorate the Jubilee show the Queen wearing the Sovereign's insignia of the Order of New Zealand, the New Zealand Order of Merit, Star, Sash and Badge and the Queen's Service Order. The Queen is also wearing a diamond fern brooch presented by the women of Auckland in 1953 when she visited after the Coronation in London during a world tour of the Commonwealth. The other four stamps are pictures taken on different visits to our country.

As well as stamps issued to celebrate her coronation in 1953, the Post Office in Britain used a special pictorial cancellation and also aerogrammes. These were very lightweight sheets of paper which you folded and sealed, with your writing on the inside.



Using a Catalogue

Catalogues are very useful sources of information and will help you to sort out and identify your stamp collection.

Stanley Gibbons produces a general world catalogue and many specialised ones that cover one or more countries.

To the new stamp collector even the simple ones can sometimes look rather complicated.

This extract taken from Stanley Gibbons "Australia and Dependencies" shows the entry for the Cook Bicentenary. Underneath is a list of headings that refer to various parts of the extract.

Can you complete the spaces around the extract with the correct heading from the list?

253 Captain Cook and H.M.S. "Endeavour"

(Des R. Ingpen and "Team" (T. Keneally, A. Leydin, J. R. Smith). Photo)

1970 (20 Apr). *Bicentenary of Captain Cook's Discovery of Australia's East Coast. T253 and similar multicoloured designs. P13*

459	5 c.	Type 253	30	10
		a. Strip of 5. Nos.459/63	2.50	
460	5 c.	Sextant and H.M.S. <i>Endeavour</i>	30	10
461	5 c.	Landing at Botany Bay.....	30	10
462	5 c.	Charting and exploring.....	30	10
463	5 c.	Claiming possession.....	30	10
464	30 c.	Captain Cook, H.M.S. <i>Endeavour</i> , sextant, aborigines and kangaroo (63x30 mm) 2.25 3.50		
		<i>Set of 6</i>	4.50	3.50
		First Day Cover		8.00
MS465		157x129 mm. Nos. 459/64. Imperf	13.00	15.00
		<i>Presentation Pack (English inscr)</i>	22.00	
		<i>(Japanese inscr)</i>	£150	
		First Day Cover		16.00

The 5 c. stamps were issued horizontally *se-tenant* within the sheet, to form a composite design in the order listed.

- | | |
|------------------------|------------------------|
| 1. Used Price | 7. Printing Process |
| 2. Unused Price | 8. SG Catalogue Number |
| 3. Miniature Sheet | 9. Date of Issue |
| 4. Illustration Number | 10. Perforation |
| 5. Designer's Name | 11. Name of Issue |
| 6. Face Value | |



The last part of the catalogue extract above, refers to two terms that are often used in catalogues i.e. *se-tenant* and composite.

The Captain Cook strip has been reproduced to help explain these terms.

SE-TENANT is a French phrase meaning "joined together". It is used if two or more stamps of a different colour, design or value are printed together.


A *COMPOSITE* design is one in which each stamp forms a picture on its own but together they form a larger picture.

Giving a talk and display

It can be quite scary getting up and giving a talk and display to either fellow junior club members and/or to the members of an adult philatelic club. Here are some hints for speaking,

- Research your subject beforehand, so that you tell a story
- Make some notes to speak from or write out your talk and just read it out
- Give an introduction by telling the audience something about why and how you started collecting your stamps
- Try and face your audience as much as possible when you are talking
- Practice in front of your bedroom mirror or family members
- If you lose your train of thought just go back to where you last remember and start again
- If someone asks a question you don't know the answer to, tell them you will try and find out and report back

WINTER CROSSWORD



Stamp Collecting is Fun

The winner of the challenge in the December issue of Fun Philately, who found most words from this slogan, is Hazel from Lower Hutt. She found more than 2000 words, quite amazing!

World Puzzle

S	T	O	C	K	B	O	O	K	A	E	C	K	H	F	E	E
A	F	S	A	D	L	K	L	L	P	E	R	M	I	T	F	E
F	H	T	N	Y	O	F	F	S	E	T	A	Z	N	J	K	M
K	J	K	C	R	C	Z	C	V	B	N	M	J	G	D	F	B
P	A	P	E	R	K	R	R	B	O	O	K	L	E	T	G	O
A	S	D	L	W	E	R	T	Y	U	I	O	P	S	E	G	S
C	H	A	L	O	N	F	R	R	D	F	G	H	J	K	D	S
D	F	G	A	K	J	L	P	O	S	T	A	G	E	D	U	E
P	B	M	T	W	F	A	H	U	Q	A	S	D	F	G	G	D
R	F	J	I	N	E	W	S	L	E	T	T	E	R	H	H	W
O	P	D	O	V	C	X	T	E	D	A	L	B	U	M	J	Q
O	R	F	N	H	K	Z	A	T	F	H	J	G	S	H	L	T
F	A	K	E	G	H	E	M	T	E	F	H	K	T	K	W	R
I	U	Y	T	R	E	W	P	E	T	H	E	M	A	T	I	C
C	J	L	W	A	T	E	R	M	A	R	K	A	D	L	E	O

Album	Flaw	Proof
Block	Hinges	Roulette
Booklet	Newsletter	Rust
Cancellation	Offset	Stamp
Chalon	Paper	Stockbook
Embossed	Permit	Thematic
Fake	Postage Due	Watermark

Across

CLUES

- The space between two panes of stamps on one sheet (2 words)
- A type of perforation, where part of the sheet has had to be re-perforated with a machine of a different gauge.
- A series of holes punched between stamps to aid separation
- Stamps issued to remember an event or person
- Bulk stamps on paper
- A type of mail that is flown
- Stamps are normally issued in this form
- A printed addition to a stamp
- A machine cancellation which combines an advert with a date stamp
- A stamp cut in half to pay half the value shown on the stamp

Down

- The abbreviation for unhinged mint
- A stamp with a mistake is said to have an _____
- A mixture, usually of wood fibre, rags and grasses upon which stamps are printed
- A design made in the paper to prevent fraudulent use
- Stamps that have not been used through the mail are said to be this
- A stamp that has been printed twice (2 words)
- A complete envelope, postcard or wrapper with stamps affixed or printed on it to prepay postage
- These are found on letters and postal packets to denote special delivery details
- A stamp for revenue or taxation purposes only
- Perforations in stamps to stop unauthorised use by company employees

Answers in the September 2012 issue.

ACHIEVEMENT AWARDS

There are four awards, Bronze, Silver-Bronze, Silver and Gold

The Bronze and Silver-Bronze Awards can be examined by a stamp club leader, school teacher, youth group leader or adult stamp collector. The Silver and Gold Awards must be examined by a person approved by the Philatelic Youth Council Executive.

Bronze Achievement Award Form

The Applicant:

1. Has formed a stamp collection over a period of more than six months Yes _____
2. Has given a short talk (approx 2 minutes) on four pages from the collection Yes _____
3. Has successfully answered simple questions on -
 - a) the pages shown for the talk Yes _____
 - b) general philately Yes _____
4. Is able to mount stamps correctly Yes _____
5. Is able to remove stamps from paper correctly Yes _____

Note: The questions in 3a should relate to the type of collection formed i.e. for Thematic collectors questions on the theme, for collectors of NZ, questions on New Zealand stamps.

The questions in 3b must be on general philately, suggested questions are:

- a) What is the purpose of perforations?
- b) What is the purpose of Watermarks?
- c) What is a First Day Cover?
- d) Who issued the World's first postage stamp?
- e) Why should you use tweezers?
- f) For what purpose would you use a stamp catalogue?

Four to six questions answered adequately is sufficient.

Examiner's Signature _____

Examiner's Name _____

Address _____

Phone _____

Club Position or Occupation _____

Send the completed form to PYC Achievement Awards, PO Box 2979, Auckland 1140