

HB&G Columns & Porch Systems

THE PLACE WHERE FAMILY AND FRIENDS GREET



#1 in America, HB&G offers a wide variety of column and porch products to help you create the design that best suits your way of life. Best of all, they are the easiest to install, require little to no maintenance and come with a lifetime warranty. And with PermaCast® products you'll never have to waste time repairing or replacing them. Enjoy a beautiful, enduring structure that will improve the quality of your life for years to come.



section contents

Aluminum Columns.....	39
Architectural Columns	36
Bases / Columns	18
Capitals and Bases	26, 38
Craftsman PermaCast® Columns.....	23
Fluted Round PermaCast® Columns.....	20
Ordering PermaPorch® Railing	46
Ornamental Capitals	27
Painting Instructions.....	24
PermaCast® Columns.....	17
PermaLite® Columns	31
PermaPosts® / Perma Lamp Posts.....	41
PermaWrap® Columns	28
Porch and Deck Railing.....	44
Recessed Panel PermaCast® Columns ..	22
Rail Panels / Balusters	45
Round PermaCast® Columns	19
Square PermaCast® Columns.....	21

HB&G Columns & Porch Systems

I/E

DESIGN STYLES

TRADITIONAL | COLONIAL | COASTAL

**JANKA
HARDNESS**
(POUNDS-FORCE)

N/A

ORDERING

3 WAYS TO ORDER PERMAWRAP® COLUMNS

Flat Stock

- Manufactured from 3/8" Cellular PVC
- Easy Installation
- 12' Lengths use 1/2" or 3/8" Cellular PVC
- Complete Assembly Kit Included

Assembled

- Manufactured from Cellular PVC
- Fully Assembled
- 4" x 4" Pressure Treated Post Included
- Ready to Install

L-Assembly

- Manufactured from 3/8", 1/2" or 5/8" Cellular PVC
- Shipped in two "L" shaped halves
- Square Column Ready to Wrap Around an Existing Post
- Available in Plain, Fluted, Raised Panel, Recessed Panel
- Craftsman Columns Available in Plain, Raised and Recessed Panel Styles

3 WAYS TO ORDER PERMAPORCH® RAILING

Pre-built Sections

- Shipped factory assembled
- Choose length – 4', 6', or 8' sections
 - Choose desired style
 - Note rail height (36" or 42")
- Onsite trimming ensures exact fit

Do-it-Yourself Kit

- Choose length – 6' or 8'
- Choose style – Savannah or Standard
- Kit includes:
 - Savannah or Standard top rail
 - Bottom rail
 - Aluminum inserts
 - 1 1/2" x 29 1/4" square balusters
 - 6' = 14 balusters
 - 8' = 18 balusters
 - Assembly and installation hardware
 - Support block

Individual Components

- Your design; Mix and match components
- Complete rail system requires the following:
 - Top rail – Standard or Savannah
 - Top insert – aluminum, 8', 10', 12'
 - Balusters – 28-7/8", 32", 36" and 10"
 - Bottom rail
 - Bottom insert: aluminum, 8', 10', 12'
 - Support block
 - Fastening kit

HELPFUL HINTS

* ORNAMENTAL CAPITALS

When installing a round Fiberglass column with an ornamental capital, subtract the "T" dimension (distance from top of ornament to top of neck mold) and add the height of the ornamental capital; this can lengthen or shorten the height of the column. You can find the "T" dimension in the products brochure.

* REQUIRED LOADING

Ensure concentric loading of the column. 100% of bottom must contact substrate and 75% of top must contact soffit.

* HAND RAIL

When attaching hand rails or corner irons to round or square PermaCast columns, holes must be pre-drilled.

* CAP AND BASE

Light sanding may be needed for correct fitting of base.

* Columns are not designed to be set into masonry.

* Do not fill with concrete. Concrete can be used with a barrier such as Sonatube. Leave minimum 1/2" gap to allow for expansion and contraction of the concrete.

* Columns are not designed to be used in a free standing application. If used in free standing applications a structural support must be used.

PAINTING

Round & Square PermaCast® Columns

- 1 Rinse
- 2 Prime with top quality exterior latex primer, or use an oil-based primer in accordance with paint manufacturer's instructions. A light coat of primer should be applied and allowed to cure fully.
- 3 Paint evenly with several light coats over column with a high quality exterior latex or oil-base (if primer is used) in accordance with paint manufacturer's instructions.

Do not paint PermaCast® columns using dark colors (dark colors are considered any color that falls within the L value of 56 to 0). L is a measure of lightness of an object and ranges from 0 (black) to 100 (white).

PermaWrap® Columns

- 1 Caulk where required using Siroflex brand Sealant and Adhesive provided by manufacturer. Putty any holes using acrylic putty or caulk.
- 2 Lightly sand or scuff surface of column.
- 3 Clean surface of column to remove any dirt or hand oil residue with light detergent and water, denatured alcohol, or window cleaner. Be sure to remove soap residue with clean water.
- 4 Apply one coat of 100% acrylic exterior primer and one or more finish coats of 100% acrylic exterior paint.

Do not paint columns using dark colors (dark colors are considered any color that falls within the L value of 56 to 0). L is a measure of lightness of an object and ranges from 0 (black) to 100 (white).



ALWAYS TEST TO MAKE SURE YOUR MEASURING TOOLS ARE ACCURATE. IF YOU ARE WORKING WITH A HELPER, TAKE A MEASUREMENT WITH ONE TOOL WHILE YOUR HELPER MEASURES WITH ANOTHER AND COMPARE YOUR RESULTS.



PermaCast® Column Collection

The
PERMACast® Column
Collection

- Weather Proof
- Insect Proof
- Load Bearing
- Low Maintenance
- Ready to Prime and Paint
- Limited Lifetime Warranty
- Custom Fluting Available
- Factory PermaPriming Available



24" Round PermaCast® Columns with Roman Corinthian Capitals

Architectural Accuracy


In the first century B.C., Vitruvius, a Roman architect and engineer, wrote what has become the most influential work on classic form. In it, he elaborates on the discovery by the ancient Greeks of entasis, a gradual tapering of the upper two-thirds of the round column which offsets the undesirable illusion from eye level that the column shaft grows larger as it ascends. HB&G round columns hold true to this classic form.

A Column To Fit Any Look

(items are approximate scale only)

HB&G PermaCast® Columns are available in round or square. The round columns are fluted, or plain, with or without the classic tapering of the upper two-thirds of the column. Square columns are available in a variety of styles as well, including plain or fluted, applied panel,

recessed panel, or the craftsman style column. The PermaCast® capitals and bases are made from durable low-maintenance materials, and like the columns, they maintain architectural authenticity and historical accuracy.



Round Plain (page 19) Round Fluted (page 20) Round No-Taper (page 20) Square Fluted (page 21) Square Recessed Panel (page 22) Square Applied Panel (page 21) Plain Square (page 21) Craftsman (page 23)



Tuscan Cap (Round)




Tuscan Cap (Square)



Doric Cap (Round)




Colonial Cap (Round)




Attic Base (Round)



Crown Cap or Base



Tuscan Base Poly/Fiberglass (Round)




Tuscan Base (Square)




Doric Base (Round)



Colonial Base (Round)



Attic Base (Square)



PermaTuff™ Tuscan Base



Roman Ionic



Greek Ionic



Temple of the Winds



Roman Corinthian



Scamozzi




Colonial Cap (Square)



Roman Ionic (Square)



Greek Ionic (Square)



Temple of the Winds (Square)



Roman Corinthian (Square)



Scamozzi (Square)



Colonial Base (Square)

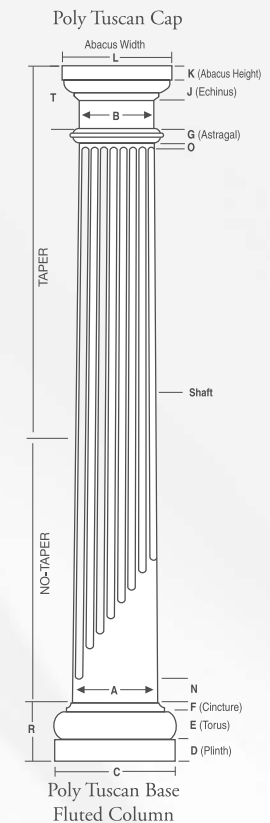
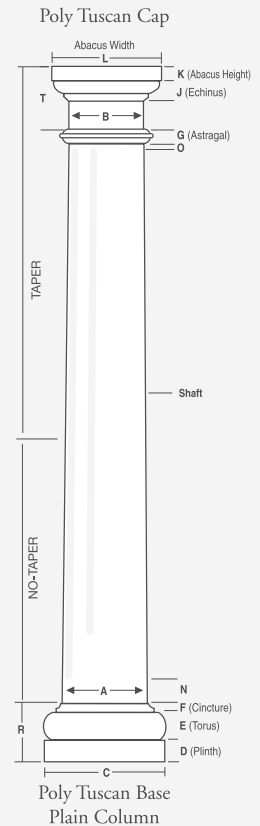


Round **PERMA**Cast® Columns

ROUND PERMACAST® COLUMN DIMENSIONS (IN INCHES)*

COL. SIZE	A	B	C	D	E	F	G	J	K	L	O	N	R	T	LENGTHS AVAIL. (ft.)
6"	5 5/8"	4 3/8"	9"	1 1/8"	1 1/8"	3/8"	3/4"	1 1/4"	1 3/8"	8"	1"	6 1/4"	3 3/8"	4 7/16"	4,6,8
8"	7 7/8"	6 1/4"	10 1/2"	1 7/8"	1 3/4"	3/4"	3/4"	1 1/4"	1 1/2"	9 1/4"	1 1/2"	2 1/4"	4 3/8"	4 1/2"	5,6,8,10,12
10"	9 5/8"	8 1/8"	13 3/8"	2 1/8"	2 1/8"	3/4"	3/4"	1 1/4"	1 3/4"	11 1/4"	3/4"	2 1/4"	5 1/4"	5"	6,8,10,12,14,16,18
12"	11 1/8"	9 3/8"	16 1/2"	2 3/8"	2 3/8"	7/8"	1 1/16"	1 3/4"	2 1/4"	13 3/4"	3/4"	2 3/8"	6 1/8"	5 3/4"	6,8,10,12,14,16,18
14"	13 3/8"	11 1/8"	19 1/2"	3 3/8"	3 3/8"	1 1/8"	7/8"	2"	2 3/8"	17"	7/8"	2 3/8"	7 3/8"	7"	8,9,10,12,14,16,18
16"	15 1/4"	13 3/8"	22 1/8"	4"	3 3/4"	1 1/8"	1"	2 1/4"	3"	19 1/4"	1"	3"	8 3/8"	8"	8,10,12,14,16,18,20
18"	17 1/2"	15 1/8"	24 3/8"	4 1/8"	4"	1 1/8"	1 1/8"	2 3/4"	3 3/8"	22 3/8"	1 1/2"	10 3/4"	9 3/8"	8 3/8"	10,12,14,16,18,20,22,24,26
20"	19 1/2"	17 1/8"	27"	4 3/4"	4 1/2"	2"	1 7/16"	2 7/8"	3 3/8"	24 15/16"	1 1/2"	10 3/4"	11 1/4"	9"	10,12,14,16,18,20,22,24
22"	21 1/8"	19 1/4"	30 1/4"	5 3/8"	4 7/8"	2"	1 7/8"	3"	3 3/4"	27 1/2"	1 1/2"	10 3/4"	12 1/4"	10 1/4"	16,18,20,22,24,26
24"	23 3/8"	21 1/4"	33 1/2"	5 7/8"	5 1/4"	2 1/16"	2 1/16"	3 1/2"	4 1/16"	30 3/8"	1 1/2"	10 3/4"	13 3/16"	11 3/16"	12,14,16,18,20,22,24,26,28,30
28"	28"	24 3/8"	38"	6 3/4"	6"	2 3/4"	2 1/8"	3 3/4"	4 3/4"	33 3/8"	1 1/2"	10 3/4"	15 1/2"	11 3/4"	20,22,24,26,28
30"	29 3/8"	26 1/2"	41 1/8"	6 1/2"	5 7/8"	2 1/2"	3 1/16"	4"	4 3/8"	38 1/4"	1 1/2"	10 3/4"	14 3/8"	14 3/8"	20,22,24,26,28,30

*There may be a variance of up to 1/4" in all dimensions. Fluted columns available in all diameters. See page 14 for Parallel dimensions. See page 16 for Ornamental Capital dimensions. □ Standard Fluted Column (Fluted in mold)



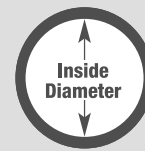
COLUMN-LOC™

Column-Loc™ creates a continuous connection from floor to beam/header without the expense of splitting and reattaching the column. This labor saving product is easy to install and delivers wind uplift resistance especially important in coastal and high wind areas. Currently available for 8 and 10" round (tapered and no-taper) and square PermaCast® columns. Kits are available with and without threaded rod.



ROUND PERMACAST® INSIDE DIMENSIONS

Inside dimension may vary up to 1/8". Splitting a column will decrease inside dimension 1/8".



COLUMN SIZE	TOP I.D.	BOT I.D.
6"	3 3/8"	4 1/8"
8"	5 1/2"	6 1/8"
10"	7 3/8"	8 3/8"
12"	8 3/8"	10 3/8"
14"	10 3/8"	12 3/8"
16"	12 3/8"	15"
18"	14 3/8"	16 3/4"
20"	16 3/8"	19"
22"	18 3/8"	20 3/8"
24"	20 3/8"	22 3/8"
28"	22"	26 1/2"
30"	25 1/4"	28 3/4"

PLUMB-FIT®

To make installation even easier our 6-12" round and square poly Tuscan Cap and Base Sets with flashing cap now come with the Plumb-Fit® installation system included.

SPLIT COLUMN ASSEMBLY KITS (FLANGE KIT)

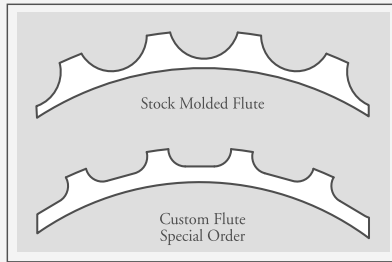
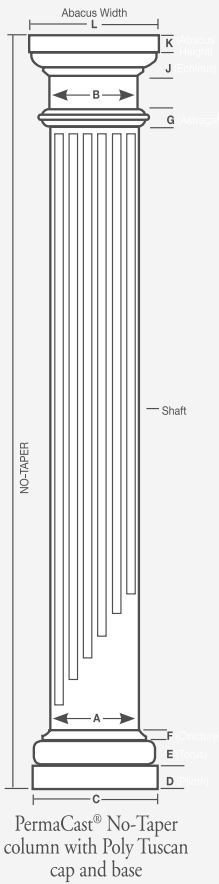
HB&G offers a split column assembly kit that utilizes a mechanical fastening system for easy and secure assembly. This kit can be purchased separately when ordering a factory split column or they can be ordered pre-installed on factory split columns. This kit is available on select sizes.



Fluted Round PermaCast® Columns

(items are approximate scale only)

Fluted Round **PERMA**Cast® Columns



HB&G OFFERS TWO DISTINCTIVE TYPES OF FLUTES.

Stock Molded Flute: Available in diameters of 8" x 8' – 16" x 12' columns (See price guide for specific lengths available.) The stock molded flute is part of the manufacturing process and cannot be altered.

Custom Flute: The custom flute is milled after the column is manufactured and can be modified to your specific length. All round PermaCast® columns, 6" x 4' – 30" x 30', are available with an optional custom flute. (Call a customer service representative for pricing and lead times.) Adjusted Flutes available.



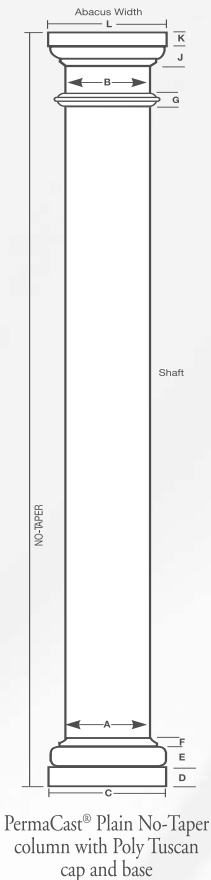


Round No-Taper **PERMA**Cast® Columns

ROUND NO-TAPER PERMACAST® COLUMN DIMENSIONS (IN INCHES)

Col. Size	A	B	C	D	E	F	G	J	K	L	Lengths Avail. (ft.)
8"	7 ⁵ / ₈ "	7 ⁵ / ₈ "	10 ¹ / ₂ "	1 ⁷ / ₈ "	1 ³ / ₄ "	³ / ₄ "	³ / ₄ "	1 ¹ / ₄ "	1 ¹ / ₂ "	10 ⁵ / ₈ "	6,8,9,10
10"	9 ⁵ / ₈ "	9 ⁵ / ₈ "	13 ¹ / ₈ "	2 ³ / ₈ "	2 ¹ / ₈ "	³ / ₄ "	³ / ₄ "	1 ¹ / ₄ "	1 ³ / ₄ "	12 ¹³ / ₁₆ "	6,8,9,10,12
12"	11 ⁵ / ₈ "	11 ⁵ / ₈ "	16 ¹ / ₂ "	2 ⁷ / ₈ "	2 ³ / ₈ "	⁷ / ₈ "	¹³ / ₁₆ "	1 ³ / ₄ "	2"	15 ⁷ / ₈ "	6,8,9,10,12
14"	13 ⁵ / ₈ "	13 ⁵ / ₈ "	19 ¹ / ₂ "	3 ³ / ₈ "	3 ¹ / ₈ "	1 ¹ / ₈ "	⁷ / ₈ "	2 ¹ / ₄ "	3"	19 ¹ / ₈ "	6,8,9,10,12,14
16"	15 ³ / ₄ "	15 ³ / ₄ "	22 ¹ / ₈ "	4"	3 ¹ / ₂ "	1 ¹ / ₈ "	1"	2 ¹ / ₄ "	2 ³ / ₄ "	22"	6,8,9,10,12,14,16,18,20
18"	17 ¹ / ₂ "	17 ¹ / ₂ "	24 ⁵ / ₈ "	4"	4"	1 ⁵ / ₈ "	1 ¹ / ₈ "	2 ³ / ₄ "	3 ¹ / ₈ "	24 ⁵ / ₈ "	6,8,9,10,12,14,16,18,20
24"	24"	24"	33 ¹ / ₂ "	5 ³ / ₄ "	5 ¹ / ₄ "	2 ³ / ₁₆ "	2 ³ / ₁₆ "	3 ¹ / ₂ "	4 ¹ / ₈ "	33 ³ / ₈ "	8,10,12,14,16,18,24

Neck mould not included.
Flashing and Installation Kit not available with No-Taper Tuscan cap and base sets.

NECK MOULD FOR NO-TAPER COLUMN – SOLD SEPARATELY



(items are approximate scale only)

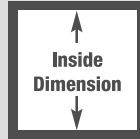
Square PermaCast® Columns

Square **PERMA**Cast® Columns

SQUARE PERMACAST® INSIDE DIMENSIONS

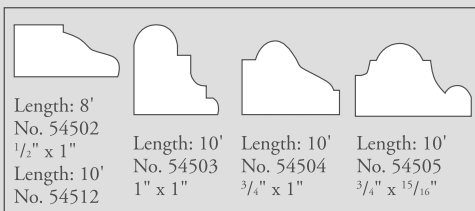
Inside dimensions may vary up to 1/8".
Splitting a column will decrease inside dimension 1/8".

COL. SIZE	INSIDE
6"	5 1/4"*
8"	6 7/8"
10"	9"
12"	11"
14"	12"
16"	14 3/4"



*Inside is Round

PANEL MOULDING FOR SQUARE PERMACAST®

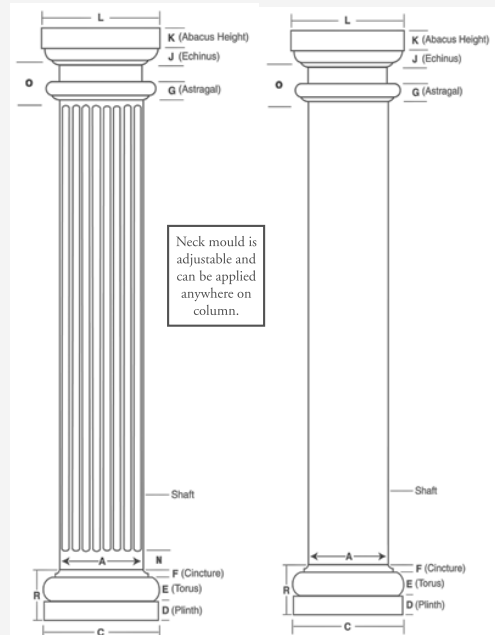


Plumb-Fit®

To make installation even easier our 6-12" round and square poly Tuscan Cap and Base Sets with flashing cap now come with the Plumb-Fit® installation system included.

Column-Loc™

Column-Loc™ creates a continuous connection from floor to beam/header without the expense of splitting and reattaching the column. This labor saving product is easy to install and delivers wind uplift resistance especially important in coastal and high wind areas. Currently available for 8 and 10" round (tapered and no-taper) and square PermaCast® columns. Kits are available with and without threaded rod.



PermaCast® Square Column shown fluted with Poly Tuscan Cap and Base.

PermaCast® Square Column shown plain with Poly Tuscan Cap and Base.

SQUARE PERMACAST® COLUMN DIMENSIONS (In Inches)*

Column Size	A	C	D	E	F	G	J	K	L	N	O	R	Lengths Available (ft.)
6"	6"	9 3/8"	1 1/8"	1 1/8"	5/16"	1"	1 1/4"	1 3/8"	9 1/8"	N/A	N/A	3 3/8"	6,8,9,10
8"	8"	11 1/8"	1 1/8"	1 3/8"	5/8"	1"	1 3/8"	1 3/8"	10 15/16"	4"	3 1/8"	4 1/4"	6,8,9,10,12
10"	10"	13 1/8"	2 1/8"	2 3/8"	3/4"	1"	1 1/4"	1 13/16"	12 3/8"	4"	4 1/8"	5 3/8"	5 1/2", 6, 8, 9, 10, 12, 14, 16
12"	12"	16 1/8"	2 3/8"	2 3/8"	7/8"	1"	1 3/8"	2 1/8"	16 1/16"	N/A	N/A	6 1/8"	8, 9, 10, 12, 14, 16, 18
14"	14"	19 3/8"	3 1/8"	2 7/8"	1 1/16"	1 1/8"	2 1/16"	2 1/2"	19 1/16"	N/A	N/A	7 9/16"	8, 10, 12
16"	16"	22 1/8"	3 7/8"	3 3/8"	1 1/8"	1 1/8"	2 3/8"	2 3/4"	21 1/2"	N/A	N/A	8 3/8"	8, 10, 12, 14, 16, 18, 20

Fluted Square.

*There may be a variance of up to 1/4" in all dimensions.
See page 27 for Ornamental Capital dimensions.

Versatility of Square Columns

The design and versatility of an HB&G square column has enhanced its popularity with today's architects. The HB&G Square PermaCast® column lineup includes plain, recessed panel, and fluted styles. An unlimited combination of styles can be achieved by various uses of the panel moulding, neck moulding, and caps and bases. Additionally, the square column is not tapered and can be cut to any height without affecting the fit of the caps and bases.



Square Recessed PermaCast® Columns

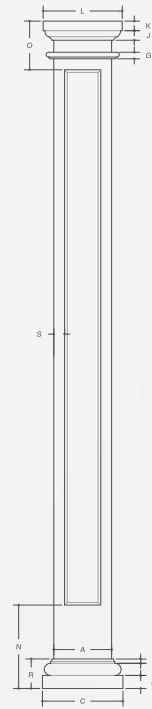
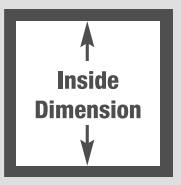
(items are approximate scale only)

Recessed Panel **PERMA**Cast® Columns

RECESSED PANEL INSIDE DIMENSION

Inside dimension may vary up to 1/8".
Splitting a column will decrease inside dimension 1/8".

Col. Size	Inside
8"	5-5/8"
10"	7-1/2"
12"	9-1/2"
14"	11"




Neck mould is adjustable and can be applied anywhere on column.

Square Column with Poly Tuscan Cap and Base

SQUARE RECESSED PANEL PERMACAST® COLUMN DIMENSIONS (In Inches)*

Column Size	A	C	D	E	F	G	J	K	L	N	O	R	S	Recess Depth	Lengths Available (ft.)
8"	8"	11 1/4"	1 7/8"	1 3/8"	5/8"	1"	1 3/8"	1 3/8"	10 1/16"	12"	7"	4 1/4"	1 1/2"	1/2"	8,9,10
10"	10"	13 3/16"	2 1/4"	2 3/16"	3/4"	1 1/4"	1 1/4"	1 13/16"	12 3/4"	14 1/2"	8 1/2"	5 3/16"	1 1/2"	1/2"	8,9,10
12"	12"	16 9/16"	2 13/16"	2 3/8"	7/8"	1 1/4"	1 3/4"	2 1/16"	16 11/16"	18"	10 1/2"	6 1/16"	2 1/4"	3/16"	8,9,10,12,14
14"	14"	19 3/8"	3 3/8"	2 7/8"	1 1/16"	1 1/8"	2 1/16"	2 1/2"	19 1/16"	21"	12 1/4"	7 7/16"	2 3/8"	3/8"	8,10,14

See page 16 for Ornamental Capital dimensions.



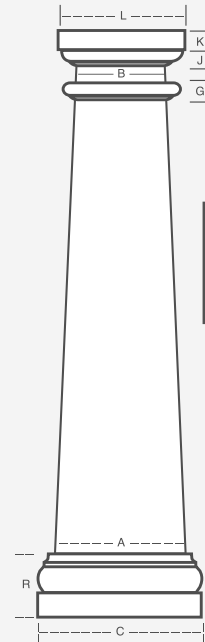
(items are approximate scale only)

Craftsman PermaCast® Columns

CRAFTSMAN PERMACAST® COLUMN

CRAFTSMAN INSIDE DIMENSION
 Inside dimension may vary up to 1/8".
 Splitting a column will decrease inside dimension 1/8".

Column Size	Top	Bottom	
10" x 5 1/2"	4 1/2"	9"	
10 1/4" x 7 1/2"	6 1/2"	9 1/4"	
10" x 8"	6 1/2"	8 1/2"	
12" x 10"	9"	11"	
14" x 12"	11"	13"	
16" x 9"	8"	15"	
16" x 12"	10 1/2"	14 1/2"	



Neck mould is adjustable and can be applied anywhere on column.*



CRAFTSMAN COLUMN DIMENSIONS (IN INCHES)

	A	B	C	D	E	F	G	J	K	L	R	LENGTH
10" x 5 1/2"	10"	5 1/2"	13"	2 1/2"	2 3/8"	1 1/16"	1"	1 3/8"	1 3/8"	9 5/8"	5 7/8"	66"
10 1/4" x 7 1/2"	10 1/4"	7 1/2"	13 1/2"	2 3/8"	2 1/4"	3/4"	1"	1"	1"	10 1/4"	5 3/8"	7'
10" x 8"	9 1/2"	7 1/2"	12 3/4"	2 3/8"	2 1/8"	3/4"	1"	1"	1 3/8"	10 1/4"	5 1/4"	66"
12" x 10"	12"	10"	16 9/16"	2 1/2"	2 1/2"	1 1/16"	1"	1 3/8"	1 3/8"	12 3/4"	6 1/16"	6', 10'
14" x 12"*	14"	12"	18 3/4"	3 3/8"	3"	1"	1"	1 3/8"	2"	17 1/8"	7 3/8"	9'
16" x 9"	16"	9"	18 3/4"	2 1/2"	2 1/2"	1 1/16"	1"	1 3/8"	1 3/8"	13 1/4"	6 1/16"	58"
16" x 9"	16"	9"	19 1/16"	2 1/2"	2 1/2"	1 1/16"	1"	1 3/8"	1 3/8"	13 1/4"	6 1/16"	6', 8'
16" x 12"	15 1/4"	11 1/2"	21 1/2"	3 7/8"	3 3/16"	1 3/16"	1"	1 3/8"	2"	15 1/4"	8 7/16"	58", 6', 8'

*Has 1/3" to 2/3" taper.

NOTE: Neck mould is not applied. Flashing and Installation Kit is not available for Craftsman Columns with Poly Tuscan cap and base sets.



Painting Instructions

Painting Instructions



Painting instructions for round and square PermaCast® columns:

- Rinse and allow to dry completely.
- Prime with high quality exterior latex primer or use an oil-based primer in accordance with paint manufacturer's instructions. A light coat of primer should be applied and allowed to cure fully.
- Paint evenly with several light coats over column with a high quality exterior latex or oil-based (if primer is used) paint in accordance with paint manufacturer's instructions.
- Do not paint PermaCast® columns using dark colors (dark colors are considered any color that falls within the L value of 56 to 0). L is a measure of lightness of an object and ranges from 0 (black) to 100 (white).

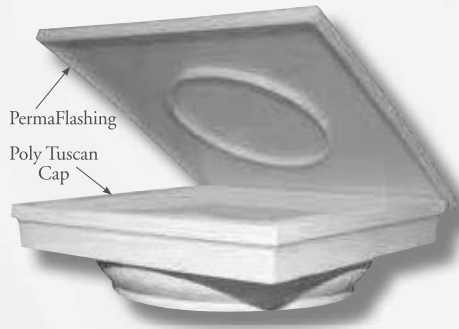
Tips

- ✓ When ordering an ornamental capital order the appropriate base for the column.
- ✓ Ornamental capitals for square PermaCast® slide over the shaft and do not use a plug. These ornamental capitals will not lengthen or shorten the height of the column.
- ✓ When installing an ornamental capital on fluted, recessed panel, or square columns, the capital slides over the shaft. The taller capitals will cover the flutes and require additional caulking to finish.
- ✓ Verify exact opening measurement prior to ordering column length.
- ✓ When installing a PermaCast® column, verify concentric loading of column. 100% of bottom must contact substrate and 75% of top must contact soffit.
- ✓ When attaching hand rails or corner iron to PermaCast® columns, holes must be pre-drilled before applying screws.
- ✓ When ordering panel moulding for square PermaCast® columns, make sure to order enough for four sides of the column.
- ✓ Split columns are left partially intact. Cut with masonry or carbide tip blade.
- ✓ Custom split columns, caps, and bases are nonrefundable.

Splitting Options



HB&G's number one goal is finding ways that we can save you time and make your life easier.



PermaCast® PermaFlashing and Installation Kit

The PermaCast® flashing with Plumb-Fit® and installation kit is available in selected Tuscan cap and base sets.*

This innovation will not only save time but will keep the elements out of the column and secure the top and bottom of the column.

*Not available in Tuscan cap and base sets for Craftsman, No-taper, PermaLite®, and Wood columns.



Round PermaCast® Porch Installation Bracket

The HB&G Porch Installation Bracket includes the bracket and all required hardware. The bracket fits 20" - 30" Plain Round PermaCast® Columns and will secure a 2nd story porch to our PermaCast® Columns. Three brackets are required for each column.



PARALLEL DIMENSIONS

Column Size	Parallel Dim.	Column Size	Parallel Dim.
6x4	0"	18x18	60"
6x6	8"	18x20	84"
6x8	32"	18x22	49"
8x5	12"	18x24	73"
8x6	24"	18x26	97"
8x8	32"	20x10	0"
8x9	28"	20x12	0"
8x10	40"	20x14	0"
10x6	8"	20x16	4"
10x8	32"	20x18	28"
10x9	28"	20x20	52"
10x10	40"	20x22	76"
10x12	48"	20x24	100"
12x6	8"	22x16	45"
12x8	32"	22x18	69"
12x9	8"	22x20	93"
12x10	32"	22x22	53"
12x12	48"	22x24	77"
12x14	59"	22x26	101"
12x16	40"	24x12	21"
12x18	73"	24x14	45"
14x8	32"	24x16	69"
14x9	12"	24x18	93"
14x10	24"	24x20	75"
14x12	48"	24x22	99"
14x14	27"	24x24	123"
14x16	51"	24x26	77"
14x18	75"	24x28	101"
16x8	16"	24x30	125"
16x10	40"	28x20	20"
16x12	29"	28x22	44"
16x14	53"	28x24	68"
16x16	36"	28x26	92"
16x18	60"	28x28	116"
16x20	84"	30x20	56"
18x8	0"	30x22	80"
18x10	16"	30x24	140"
18x12	40"	30x26	75"
18x14	48"	30x28	99"
18x16	36"	30x30	123"

Column Size	Bottom Diameter
6x4	5 ³ / ₈ "
18x8	17 ¹ / ₄ "
20x10	18 ¹¹ / ₁₆ "
20x12	18 ⁵ / ₁₆ "
20x14	19 ¹ / ₄ "



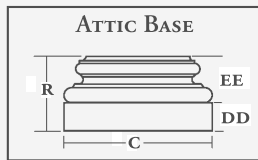
PERMA Capitals and Bases

About EL & EL Capitals & Bases

EL & EL manufactures capitals and bases, made from high grade urethane, that are extremely strong, dense, and durable. Use product codes with a '-E' to ensure ordering a column system using HB&G's superior column shafts with EL & EL's high grade urethane capitals and bases. Please note that EL & EL capitals do not include the cap flashing. Please order Round Flashing Caps (RFC) when a flashing cap is desired with an EL & EL capital.

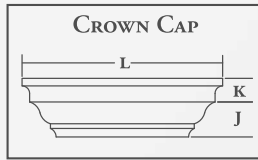
CAPITAL AND BASE OPTIONS

Most capitals and bases for PermaCast® columns are made of polyurethane and are decorative. The shaft fits through the center of the capital and base and does not alter the height of the shaft. Ornamental capitals for round PermaCast® columns will alter the height of the shaft.




TUSCAN CAP AND BASES

The Tuscan style is standard and best complements the PermaCast® column. The Tuscan is available for all round and square shafts. For dimension see pages 26, 27 and 38.



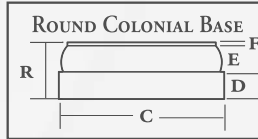
ORNAMENTAL CAPITAL

Five styles of ornamental capitals are available for all round and square shafts. Using an ornamental capital with a round PermaCast® shaft will alter the height of the shaft. Ornamental capitals do not alter the height of the shaft when used on a square PermaCast® Column.




ATTIC BASE

Attic Bases are used for a more ornate look and come in 1 or 2 pieces depending on their size.




COLONIAL CAP AND BASE

Referred to as our low profile cap and base, the Colonial are designed specifically for use in applications where railing will be attached to the column. Available for PermaCast® round and square shafts 6"-12".



FIBERGLASS BASE

The fiberglass base is manufactured from the same materials as the shaft and is available for Round PermaCast® shafts 8"-14" only. It is designed to be used in high traffic areas.



PERMATUFF® CAP AND BASE

A durable hard shell base combined with a poly cap. Designed for high traffic applications. Available for PermaCast® round shafts 8"-12".

DIMENSIONS OF ATTIC BASE FOR ROUND AND SQUARE COLUMNS

COLUMN SIZE	ROUND ATTIC				COLUMN SIZE	SQUARE ATTIC			
	C	DD	EE	R		C	DD	EE	R
6"	8 ⁵ / ₁₆ "	1 ³ / ₈ "	2 ³ / ₄ "	4 ⁵ / ₈ "	6"	8 ⁷ / ₁₆ "	1 ³ / ₈ "	2 ⁵ / ₈ "	4 ¹ / ₂ "
8"	10 ⁵ / ₈ "	1 ⁷ / ₈ "	3 ¹ / ₄ "	5 ⁵ / ₈ "	8"	11"	1 ⁷ / ₈ "	3 ¹ / ₄ "	5 ⁵ / ₈ "
10"	13"	2 ¹ / ₂ "	3 ⁷ / ₈ "	6 ³ / ₈ "	10"	13 ³ / ₈ "	2 ³ / ₈ "	4"	6 ³ / ₈ "
12"	16 ¹ / ₂ "	3"	4 ¹ / ₂ "	7 ¹ / ₂ "	12"	17"	2 ³ / ₄ "	4 ¹ / ₂ "	7 ¹ / ₂ "
14"	19 ¹ / ₄ "	3 ³ / ₈ "	5 ³ / ₈ "	8 ³ / ₄ "	N/A	N/A	N/A	N/A	N/A
16"	21 ³ / ₄ "	4"	6 ¹ / ₂ "	10 ¹ / ₂ "	16"	22 ³ / ₈ "	4"	6 ⁵ / ₈ "	10 ³ / ₈ "
18"	25"	4 ³ / ₈ "	7 ¹ / ₄ "	11 ³ / ₈ "	N/A	N/A	N/A	N/A	N/A
20"	27 ¹ / ₁₆ "	4 ⁷ / ₈ "	8 ¹ / ₄ "	13 ³ / ₈ "	N/A	N/A	N/A	N/A	N/A
22"	30 ¹ / ₄ "	5 ³ / ₈ "	9 ¹ / ₄ "	14 ⁵ / ₈ "	N/A	N/A	N/A	N/A	N/A
24"	33 ¹ / ₂ "	6"	10 ¹ / ₄ "	16 ¹ / ₄ "	N/A	N/A	N/A	N/A	N/A
28"	38"	6 ³ / ₄ "	11 ³ / ₈ "	18 ¹ / ₈ "	N/A	N/A	N/A	N/A	N/A
30"	41 ¹ / ₄ "	6 ¹ / ₂ "	11 ¹ / ₄ "	17 ³ / ₄ "	N/A	N/A	N/A	N/A	N/A

CROWN CAP FOR SQUARE COLUMN DIMENSIONS

Column Size	K	J	L
6"	1 ⁹ / ₁₆ "	2 ⁵ / ₁₆ "	11 1/4"
8"	1 ⁹ / ₁₆ "	2 ⁵ / ₁₆ "	13 1/4"
10"	1 ⁹ / ₁₆ "	2 ⁵ / ₁₆ "	15 1/4"
12"	1 ⁹ / ₁₆ "	2 ⁵ / ₁₆ "	17 1/4"

COLONIAL ROUND CAP AND BASE DIMENSIONS*

Col. Size	C	D	E	F	J	K	L	R
6"	7 ¹ / ₄ "	1 ³ / ₈ "	1 ¹ / ₄ "	1 ¹ / ₄ "	1"	1 ¹ / ₄ "	7"	2 ⁷ / ₈ "
8"	9 ¹ / ₈ "	1 ¹ / ₂ "	1 ¹ / ₁₆ "	1 ¹ / ₄ "	1 ¹ / ₁₆ "	1 ³ / ₈ "	9"	3"
10"	11 ³ / ₁₆ "	1 ¹ / ₂ "	1 ¹ / ₄ "	1 ¹ / ₄ "	1 ¹ / ₁₆ "	1 ³ / ₈ "	10 ⁹ / ₁₆ "	3"
12"	13 ¹ / ₈ "	1 ¹ / ₂ "	1 ¹ / ₄ "	1 ¹ / ₄ "	1 ¹ / ₁₆ "	1 ³ / ₈ "	12"	3"

*Low profile option.

COLONIAL SQUARE CAP AND BASE DIMENSIONS*

Col. Size	C	D	E	F	J	K	L	R
6"	8 ⁵ / ₈ "	1 ¹ / ₄ "	1 ¹ / ₁₆ "	7 ¹ / ₁₆ "	5 ⁵ / ₈ "	1"	7 ¹⁵ / ₁₆ "	2 ³ / ₄ "
8"	10 ⁵ / ₈ "	1 ¹ / ₄ "	1 ¹ / ₁₆ "	7 ¹ / ₁₆ "	1 ⁵ / ₁₆ "	1"	9 ¹⁵ / ₁₆ "	2 ³ / ₄ "
10"	12 ⁵ / ₈ "	1 ¹ / ₄ "	1 ¹ / ₁₆ "	7 ¹ / ₁₆ "	1 ⁵ / ₁₆ "	1 ¹ / ₄ "	12 ⁷ / ₈ "	2 ³ / ₄ "
12"	14 ⁵ / ₈ "	1 ¹ / ₄ "	1 ¹ / ₁₆ "	7 ¹ / ₁₆ "	1"	1 ³ / ₈ "	14 ⁷ / ₈ "	2 ³ / ₄ "

*Low profile option.



PermaWrap® Columns NON-STOCK
SPECIAL ORDER ITEM

PERMAWrap®
C O L U M N S

- 25 year limited warranty
- Custom styles available
- Made from cellular PVC
- Installation kit included
- Interior and exterior use
- Weather proof
- Insect proof
- Low maintenance




12" PermaWrap® Column with
Tuscan Base and Custom Cap

Custom PermaWrap® Columns

From 5" to 24" wide and 2' to 20' in length, you can now order the perfect custom column for your home or neighborhood project. Custom columns are manufactured using 3/8", 1/2", or 5/8" cellular PVC. Ask HB&G today how you can put a unique signature on your next custom project. Simply visit our website, www.hbgcolumns.com, or contact our Architectural Department at 1-800-264-4HBG (4424).

Two Ways to Order PermaWrap® Columns



Assembled

- Manufactured from cellular PVC
- Fully Assembled (with or without post)
- Ready to Install

L-Assembly

- Manufactured from 3/8", 1/2", or 5/8" cellular PVC
- Shipped in two L-shaped halves
- Square Column Ready to Wrap Around an Existing Post
- Available in Plain, Fluted, Raised Panel, or Recessed Panel
- Craftsman Columns Available in Plain, Raised, and Recessed Panel Styles

(items are approximate scale only)

NON-STOCK
SPECIAL ORDER ITEM

PermaWrap® Columns



24" x 18' Square Recessed PermaWrap® Columns



10" x 8' Custom Raised Panel Square PermaWrap® Columns and Custom Rail Design



14" x 10' Custom Raised Panel PermaWrap® Columns




16" x 6' Craftsman PermaWrap® Column with Pedestal

Leading the industry in column innovation, HB&G PermaWrap® columns are made from cellular PVC and offer the advantages of being unaffected by moisture and insects but with the thickness, ease of use, and workability of wood.


PermaWrap® columns are available in all sizes and styles – square or craftsman – plain, fluted, raised panel, and recessed panel. With all of these options, you are certain to find just the right amount of detail for your specific project.

Best of all, the PermaWrap® column comes with a 25-year HB&G warranty.



*Made from polyurethane and may need to be split in the field for installation.

Examples of custom PermaWrap® columns



PermaWrap® Columns

NON-STOCK
SPECIAL ORDER ITEM

(items are approximate scale only)


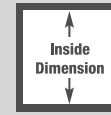
PLAIN PERMAWRAP® DIMENSIONS (IN INCHES)

	Col Width	A	C	G	L	R	U	Lengths
Assembled	6"	5 ⁷ / ₈ "	7 ¹ / ₈ "	1"	7 ¹ / ₈ "	9"	7"	8', 10'
	8"	7 ⁷ / ₈ "	9 ¹ / ₈ "	1"	9 ¹ / ₈ "	9"	7"	8', 10', 12'
	10"	9 ⁷ / ₈ "	11 ¹ / ₈ "	1"	11 ¹ / ₈ "	9"	7"	8', 10', 12'
	12"	11 ⁷ / ₈ "	13 ¹ / ₈ "	1"	13 ¹ / ₈ "	9"	7"	8', 10', 12'
L Assembly	6"	5 ⁷ / ₈ "	7 ¹ / ₈ "	1"	7 ¹ / ₈ "	9"	7"	8', 10'
	8"	7 ⁷ / ₈ "	9 ¹ / ₈ "	1"	9 ¹ / ₈ "	9"	7"	8', 10', 12'
	10"	9 ⁷ / ₈ "	11 ¹ / ₈ "	1"	11 ¹ / ₈ "	9"	7"	8', 10', 12'
	12"	11 ⁷ / ₈ "	13 ¹ / ₈ "	1"	13 ¹ / ₈ "	9"	7"	8', 10', 12'

Additional sizes are available from 5" to 24" wide and 2' to 20' in length.

INSIDE DIMENSIONS

6"	4 ⁵ / ₈ "
8"	6 ⁵ / ₈ "
10"	8 ⁵ / ₈ "
12"	10 ⁵ / ₈ "



PERMAWRAP® FLUTED, RECESSED PANEL, AND RAISED PANEL DIMENSIONS (IN INCHES)

Col Width	A	C	G	L	N	O	S*	R	U	Lengths
6"	5 ⁷ / ₈ "	7 ¹ / ₈ "	1 ¹ / ₈ "	7 ¹ / ₈ "	6"	6"	1 ³ / ₄ "	9"	7"	6', 8', 9', 10'
8"	7 ⁷ / ₈ "	9 ¹ / ₈ "	1 ¹ / ₈ "	9 ¹ / ₈ "	6"	6"	1 ³ / ₄ "	9"	7"	6', 8', 9', 10', 12'
10"	9 ⁷ / ₈ "	11 ¹ / ₈ "	1 ¹ / ₈ "	11 ¹ / ₈ "	6"	6"	1 ³ / ₄ "	9"	7"	6', 8', 9', 10', 12'
12"	11 ⁷ / ₈ "	13 ¹ / ₈ "	1 ¹ / ₈ "	13 ¹ / ₈ "	6"	6"	1 ³ / ₄ "	9"	7"	6', 8', 9', 10', 12'

Rail breaks are 7" long and designed to fit 36" or 42" rail heights.

*S dimension for 6" raised panel is 1-1/4", 8" raised panel is 1-1/2".

S dimension for fluted columns vary.

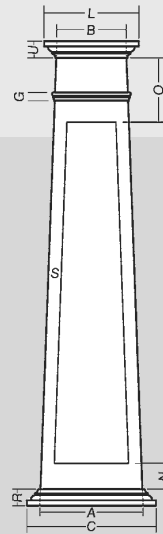
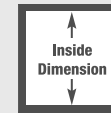
Additional sizes are available from 5" to 24" wide and 2' to 20' in length.

INSIDE DIMENSIONS

6"	3 ⁷ / ₈ "
8"	5 ⁷ / ₈ "
10"	7 ⁷ / ₈ "
12"	9 ⁷ / ₈ "

NUMBER OF FLUTES PER SIDE

6"	3
8"	5
10"	7
12"	8



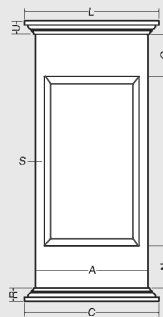
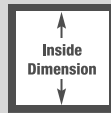
PERMAWRAP® CRAFTSMAN DIMENSIONS (IN INCHES)

Col Width	A	B	C	G	L	N	O	S	R	U	Lengths
12"X8"	11 ⁷ / ₈ "	7 ⁷ / ₈ "	14 ⁷ / ₈ "	1 ¹ / ₈ "	10 ⁷ / ₈ "	6"	6"	1 ³ / ₄ "	2"	2"	54", 60", 66", 72", 84", 96"
16"X10"	15 ⁷ / ₈ "	9 ⁷ / ₈ "	18 ⁷ / ₈ "	1 ¹ / ₈ "	12 ⁷ / ₈ "	6"	6"	1 ³ / ₄ "	2"	2"	54", 60", 66", 72", 96"
20"X15"	19 ⁷ / ₈ "	14 ⁷ / ₈ "	22 ⁷ / ₈ "	1 ¹ / ₈ "	17 ⁷ / ₈ "	6"	6"	1 ³ / ₄ "	2"	2"	54", 60", 66", 72", 96"

Additional sizes are available from 5" to 24" wide and 2' to 20' in length.

INSIDE DIMENSIONS

	Bottom	Top
12" x 8"	10 ⁵ / ₈ "	5 ⁷ / ₈ "
16" x 10"	14 ³ / ₈ "	6 ⁷ / ₈ "
20" x 15"	18 ³ / ₈ "	12 ⁷ / ₈ "



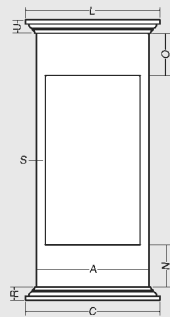
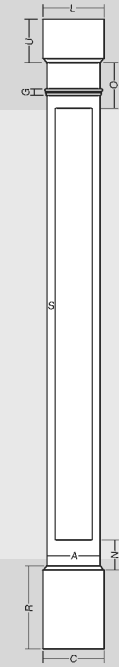
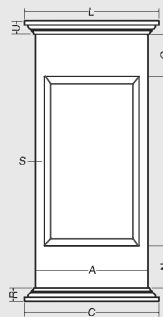
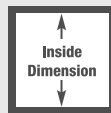
PERMAWRAP® PEDESTAL DIMENSIONS (IN INCHES)

Col Width	A	C	L	N	O	S	R	U	Lengths
16"	15 ⁷ / ₈ "	18 ⁷ / ₈ "	18 ⁷ / ₈ "	6"	6"	1 ³ / ₄ "	2"	2"	40", 46"
20"	19 ⁷ / ₈ "	22 ⁷ / ₈ "	22 ⁷ / ₈ "	6"	6"	1 ³ / ₄ "	2"	2"	40", 46"
24"	23 ⁷ / ₈ "	26 ⁷ / ₈ "	26 ⁷ / ₈ "	6"	6"	1 ³ / ₄ "	2"	2"	40", 46"

Additional sizes are available from 5" to 24" wide and 2' to 20' in length.

INSIDE DIMENSIONS

16"	13 ⁷ / ₈ "
20"	15 ⁷ / ₈ "
24"	21 ⁷ / ₈ "



■ PVC Painting and Finishing

Caulk where required using Siroflex brand Sealant and Adhesive provided by manufacturer. Putty any holes using acrylic putty or caulk. Lightly sand or scuff surface of column. Clean surface of column to remove any dirt or hand oil residue with light detergent and water, denatured alcohol, or window cleaner. Be sure to remove soap residue with clean water. Apply one coat of 100% acrylic exterior primer and one or more finish coats of 100% acrylic exterior paint.

Do not paint columns using dark colors (dark colors are considered any color that falls within the L value of 56 to 0). L is a measure of lightness of an object and ranges from 0 (black) to 100 (white).



PermaLite[®] Columns

- Weather Proof
- Insect Proof
- Load Bearing
- Low Maintenance
- Lightweight
- Ready to Prime and Paint
- Limited Lifetime Warranty



PermaLite™ Square Columns

(items are approximate scale only)

HB&G PermaLite® columns are cost effective, load bearing, versatile, and require very little maintenance. The PermaLite® columns are available in round and square. PermaLite® columns deliver all of the beauty at 1/3 of the weight.



PermaLite®
Round
No-Taper


PermaLite®
Square Plain

PermaLite®
Square Recessed
(with panel kit)


PermaLite® Square
Recessed (with panel
divider kit)

PermaLite® Square
Recessed (with 2-panel
divider kits)


TOP VIEW
CUT-AWAY



PermaLite® Plain



PermaLite® Recessed



PermaLite® Round



Square Tuscan Cap



Round Tuscan Cap



Square Tuscan Base



Round Tuscan Base

For
Tuscan
Cap and Base
Dimensions
please see p.27



(items are approximate scale only)

PermaLite™ Square Columns

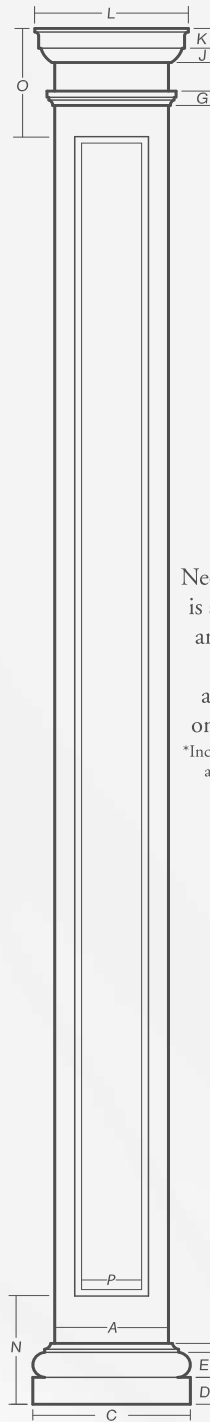


PERMALITE® PANEL DIVIDER KITS TO CONVERT A SINGLE PANEL COLUMN INTO A 2 OR 3-PANEL COLUMN

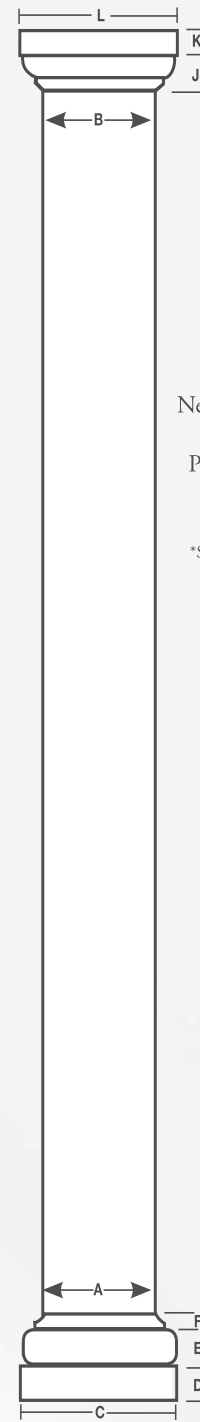
RECESSED – Includes four top panel insert pieces and four bottom panel insert pieces. **PANEL DIVIDER KITS** are available.

Kit Size	Width	Height
8" Panel Divider Kit (4 Pieces)	4 ⁷ / ₈ "	2 ¹ / ₄ "
10" Panel Divider Kit (4 Pieces)	5 ⁵ / ₁₆ "	5 ¹ / ₈ "

1 panel kit to achieve 2-panel column.
2 panel kits to achieve 3-panel column.



Neck Mould* is adjustable and can be applied anywhere on column.
*Included with cap and base set.



Neck Mould* for PermaLite® Round Column
*Sold separately

PermaLite® Square Column shown with Tuscan Cap and Base

PermaLite® Round No-Taper Column shown with Tuscan Cap and Base



PermaLite™ Square Columns

(items are approximate scale only)

PLAIN AND RECESSED PANEL SQUARE PERMALITE® COLUMN DIMENSIONS (IN INCHES)

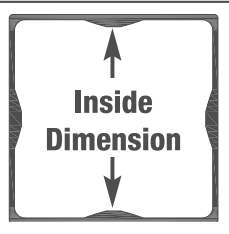
Col. Size	A	C	D	E	F	G	J	K	L	N	O	P	Lengths Avail. (ft.)
6"	5-1/2"	8-1/2"	1-1/2"	1-1/4"	1/2"	1"	7/8"	1-1/16"	8"	N/A	N/A	N/A	6, 8, 9, 10
8"	7-1/2"	11"	1-15/16"	1-11/16"	3/4"	1"	1"	1-7/16"	10-1/16"	8"	8"	3-7/8"	6, 8, 9, 10, 12
8"*	7-1/2"	10-7/16"	1-7/8"	1-11/16"	5/8"	1"	1"	1-3/8"	10-1/4"	8"	8"	3-7/8"	6, 8, 9, 10, 12
10"	9-1/2"	12-15/16"	2-1/2"	2-1/8"	3/4"	1"	1-5/16"	1-3/4"	12-3/4"	9"	9"	4-3/8"	6, 8, 9, 10, 12
10"*	9-1/2"	13-1/8"	2-3/8"	2-1/8"	3/4"	1"	1-1/4"	1-3/4"	12-3/4"	9"	9"	4-3/8"	6, 8, 9, 10, 12
12"	11-1/2"	15-1/4"	2-3/4"	2-7/16"	13/16"	1"	1-3/8"	2"	15-7/8"	N/A	N/A	N/A	6, 8, 9, 10, 12

- * Sim caps and bases. The remainder are poly caps and bases.
- See drawing on page 30.

NOTES: Recessed Panel top inset – 8"= 8", 10"= 9"; Bottom inset – 8"=8", 10"=9". Neck mould is adjustable and is applied in the field. Recessed Panel available in 8" and 10" sizes only. Factory split PermaLite® columns are not available. HB&G does not recommend splitting PermaLite® columns.

SQUARE PERMALITE® INSIDE DIMENSION

Col. Width	Inside
6"	4-5/8"
8"	6-5/8"*
10"	8-5/8"*
12"	10-5/8"



COLONIAL SQUARE CAP AND BASE FOR PERMALITE®

Col. Size	C	D	E	F	J	K	L	R
6"	8 ¹ / ₈ "	1 ¹ / ₄ "	1 ¹ / ₁₆ "	7 ¹ / ₁₆ "	5 ¹ / ₈ "	1"	7 ⁷ / ₁₆ "	2 ³ / ₄ "
8"	10 ¹ / ₈ "	1 ¹ / ₄ "	1 ¹ / ₁₆ "	7 ¹ / ₁₆ "	15 ¹ / ₁₆ "	1"	9 ⁷ / ₁₆ "	2 ³ / ₄ "
10"	12 ¹ / ₈ "	1 ¹ / ₄ "	1 ¹ / ₁₆ "	7 ¹ / ₁₆ "	15 ¹ / ₁₆ "	1 ¹ / ₄ "	12 ¹ / ₈ "	2 ³ / ₄ "
12"	14 ¹ / ₈ "	1 ¹ / ₄ "	1 ¹ / ₁₆ "	7 ¹ / ₁₆ "	1"	1 ³ / ₈ "	14 ¹ / ₄ "	2 ³ / ₄ "

- Neck moulding is 4 pieces included with the cap and base.
- See drawings on page 30.

*Recessed Panel Inside Dimensions 8" - 5-5/8"; 10" - 7-5/8"

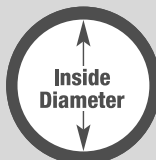
ROUND PERMALITE® NO-TAPER COLUMN DIMENSIONS

Col. Size	A	B	C	D	E	F	J	K	L	Lengths
8"	7-5/8"	7-5/8"	10-1/2"	1-7/8"	1-3/4"	3/4"	1-1/4"	1-1/2"	10-5/8"	6', 8', 9', 10'
10"	9-5/8"	9-5/8"	13-1/8"	2-3/8"	2-1/8"	3/4"	1-1/4"	1-3/4"	12-3/4"	6', 8', 9', 10', 12'

ROUND PERMALITE® DIMENSIONS

Inside diameter may vary up to 1/8".

COLUMN SIZE	ID
8"	7-3/8"
10"	9-3/8"



One Piece Neck Mould for 8" and 10" Round No-Taper Column Is Available.

Neck Ring Sold Separately.



(items are approximate scale only)


NON-STOCK
SPECIAL ORDER ITEM

PermaSnap™ Column Wrap

PermaSnap™ Column Wrap

- 25 Year Limited Warranty
- Low Maintenance
- Weather Proof
- Made from cPVC
- Insect Proof
- Easy Installation

Transform a treated post into a finished column in minutes with PermaSnap™. PermaSnap™ column wrap's patented snap design permits easy installation by one person. It can also be used as a newel post wrap.



Bed Mould*

Hampton

Chesapeake

PermaSnap™ Column Wrap Technical Specifications


Product Description	Actual Inside Dimension	Actual Outside Dimension	Column Wrap Will Fit
4" x 4" x 8'-6"	4" x 4" x 8'-6"	4-3/4" x 4-3/4" x 8'-6"	4" x 4" Post
4" x 4" x 10'-0"	4" x 4" x 10'-0"	4-3/4" x 4-3/4" x 10'-0"	4" x 4" Post
6" x 6" x 8'-6"	6" x 6" x 8'-6"	6-3/4" x 6-3/4" x 8'-6"	6" x 6" Post
6" x 6" x 10'-0"	6" x 6" x 10'-0"	6-3/4" x 6-3/4" x 10'-0"	6" x 6" Post
8" x 8" x 8'-6"	8-3/4" x 8-3/4" x 8'-6"	9-1/2" x 9-1/2" x 8'-6"	8" x 8" Post
8" x 8" x 10'-0"	8-3/4" x 8-3/4" x 10'-0"	9-1/2" x 9-1/2" x 10'-0"	8" x 8" Post
10" x 10" x 8'-6"	10-3/4" x 10-3/4" x 8'-6"	11-1/2" x 11-1/2" x 8'-6"	10" x 10" Post
10" x 10" x 10'-0"	10-3/4" x 10-3/4" x 10'-0"	11-1/2" x 11-1/2" x 10'-0"	10" x 10" Post

*There may be a variance of up to 1/8" in all dimensions.

PermaSnap™ Accessories

Accessories	Sizes Available
Bed Mould Trim Kit*	4, 6, 8, and 10"
Hampton Trim Kit	4, 6, 8, and 10"
Chesapeake Trim Kit	4, 6, 8, and 10"
Bed Mould XL	4, 6, 8, and 10"
Neck Mould	4, 6, 8, and 10"
Charleston Newel Cap	4"
Wilmington Newel Cap	4"
Ashbury Newel Cap	6"

*Bed Mould Trim Kit is needed for both ends
NOTE: Accessories sold separately.



Charleston 4" Newel Cap



Wilmington 4" Newel Cap



Ashbury 6" Newel Cap



Architectural Columns

NON-STOCK
SPECIAL ORDER ITEM

(items are approximate scale only)

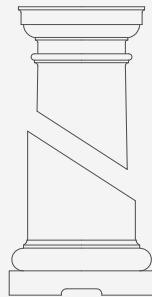


ARCHITECTURAL COLUMNS

We offer columns ranging from the timeless architectural orders to more modern no-taper rounds, squares (plain and panel), craftsman, colonial, and barrel columns. Columns are available in paint grade woods (finger-jointed pine, redwood, or cedar) for interior or exterior use or stain grade woods for interior applications (most common stain grade species are shown below). We recommend using western red cedar or heart redwood for exterior applications due to their superior natural weather-resistant characteristics. We can factory prime columns to be painted and apply coating for added protection for columns to be installed outside.


Shaft Nominal Diameter	Bottom	Top	Flutes	
	Net Inside Diameter	Net Inside Diameter	Number	Width
6"	3"	2 1/2"	24	1/2"
8"	5 1/4"	4 3/8"	24	11/16"
10"	7 1/4"	6 3/8"	24	7/8"
12"	9"	7 3/4"	24	1"
14"	10 1/8"	9"	24	1 1/4"
16"	12"	10"	24	1 1/4"
18"	14 1/4"	12"	24	1 1/2"
20"	16 1/4"	13"	24	1 11/16"
22"	18 1/4"	15"	24	1 5/16"
24"	20 1/4"	17"	24	2 1/8"
26"	22 1/8"	19"	24	2 1/4"
28"	24 1/8"	21"	24	2 11/16"

THE CLASSIC COLUMNS




Tuscan

- Simplest and strongest design
- Usually Plain rather than fluted
- Shaft length, including cap and base, is seven times diameter.



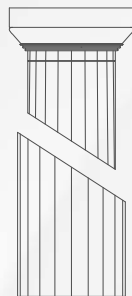
Roman Ionic

- Ornate design with decorative scrolled capital and Attic Base
- Contains 24 semi-circular flutes separated by fillets
- Shaft length, including cap and base, is nine times diameter.




Roman Doric

- Next in strength and simplicity to the Tuscan cap and base contain additional moulding detail
- Usually Plain rather than fluted
- Shaft length, including cap and base, is eight times diameter.



Greek Doric

- Has no base
- Contains 20 shallow flutes that form peaks (no fillets)
- Shaft length, including cap, is five and a half times diameter.



Roman Corinthian

- Most elegant style, features an inverted bell capital adorned with acanthus leaves and an Attic Base
- Fluted in the Ionic Style
- Shaft length, including cap and base, is ten times diameter.

MOST POPULAR STAIN GRADE WOOD SPECIES



Redwood



Ponderosa Pine




Mahogany




Cherry



Maple



Poplar




Walnut




Oak

FLUTE OPTIONS



Greek Doric



Roman Ionic

CUSTOM SPLITTING OPTIONS



Q



C



D



H



K



ROUND WOOD COLUMNS

COLUMN DIMENSIONS (IN INCHES)

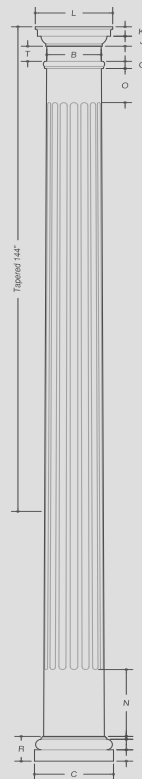
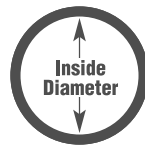
COL. SIZE	A	B	C	D	E	F	G	J	K	L	O	N	R	T	LENGTHS AVAIL (ft)
6"	5 ³ / ₈ "	4 ³ / ₈ "	7 ¹ / ₄ "	1 ³ / ₈ "	1 ¹ / ₄ "	3 ¹ / ₁₆ "	1 ⁵ / ₁₆ "	1 ¹ / ₁₆ "	1 ¹ / ₁₆ "	7"	4 ¹ / ₂ "	8"	3 ³ / ₁₆ "	2"	8,10
8"	7"	6 ¹ / ₄ "	9 ¹ / ₄ "	1 ¹ / ₂ "	1 ¹ / ₄ "	3 ¹ / ₄ "	1 ⁵ / ₁₆ "	1 ¹ / ₄ "	1 ¹ / ₄ "	8 ⁷ / ₈ "	4 ¹ / ₂ "	8"	3 ¹ / ₄ "	2"	8,10,12
10"	9"	8 ¹ / ₄ "	11 ¹ / ₄ "	1 ¹ / ₂ "	1 ¹ / ₄ "	3 ¹ / ₄ "	1 ⁵ / ₁₆ "	1 ¹ / ₄ "	1 ¹ / ₁₆ "	10 ¹ / ₂ "	4 ¹ / ₂ "	8"	3 ¹ / ₄ "	2"	8,10,12
12"	11 ¹ / ₈ "	9 ³ / ₈ "	13 ³ / ₈ "	1 ³ / ₈ "	1 ¹ / ₄ "	7 ¹ / ₈ "	1 ⁵ / ₁₆ "	1 ¹ / ₄ "	1 ¹ / ₈ "	12"	4 ¹ / ₂ "	8"	3 ¹ / ₈ "	2"	8, 10, 12

Larger sizes available. Call for quote.

ROUND WOOD INSIDE DIMENSIONS

Inside diameter may vary up to 1/4".
Splitting a column will decrease inside dimension 1/8".

COL. DIA.	TOP I.D.	BOT I.D.
6"	3 ¹ / ₈ "	3 ¹ / ₈ "
8"	4 ³ / ₈ "	4 ³ / ₈ "
10"	6 ³ / ₄ "	6 ³ / ₄ "
12"	7 ¹ / ₈ "	9 ³ / ₈ "



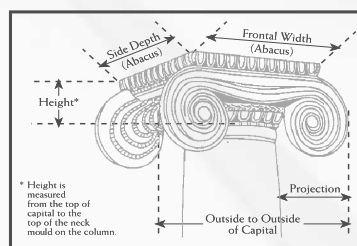
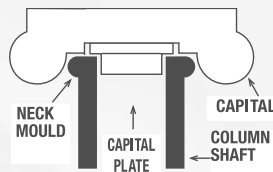
CAPITALS AND BASES FOR WOOD COLUMNS

CAPITAL DIMENSIONS FOR ROUND COLUMNS (IN INCHES)

Size of Columns (Diameter at bottom of shaft)		8"	10"	12"
		ROUND	ROUND	ROUND
Roman Ionic	Height	3 ¹ / ₁₆ "	4"	4 ³ / ₈ "
	Abacus	8 ¹ / ₈ "	10 ³ / ₄ "	12 ¹ / ₂ "
	Projection	3 ¹ / ₈ "	4 ¹ / ₈ "	5"
	O/S to O/S	10 ¹ / ₂ "	13 ³ / ₁₆ "	16 ¹ / ₂ "
Greek Ionic	Height	4 ¹ / ₈ "	5 ⁵ / ₈ "	6 ⁹ / ₁₆ "
	Abacus	7 ¹⁵ / ₁₆ "	10 ¹¹ / ₁₆ "	14 ³ / ₈ "
	Projection	3 ³ / ₈ "	5"	7 ¹ / ₂ "
	O/S to O/S	11 ⁷ / ₈ "	14 ¹⁵ / ₁₆ "	20 ¹¹ / ₁₆ "
Temple of the Winds	Height	8"	10 ³ / ₁₆ "	11 ⁵ / ₈ "
	Abacus	11 ⁷ / ₈ "	13 ⁷ / ₁₆ "	16 ⁷ / ₁₆ "
	Projection	5 ¹ / ₂ "	6"	7"
	O/S to O/S	11 ⁷ / ₈ "	13 ⁷ / ₁₆ "	16 ⁷ / ₁₆ "
Roman Corinthian	Height	8 ¹¹ / ₁₆ "	11 ¹⁵ / ₁₆ "	14 ⁵ / ₈ "
	Abacus	12 ¹ / ₁₆ "	14 ³ / ₈ "	18 ⁷ / ₈ "
	Projection	4 ¹ / ₄ "	6 ¹ / ₄ "	8 ¹ / ₄ "
	O/S to O/S	12 ¹ / ₁₆ "	14 ³ / ₈ "	18 ⁷ / ₈ "
Scamozzi	Height	3 ¹ / ₈ "	4 ¹ / ₈ "	5 ¹ / ₁₆ "
	Abacus	9 ⁷ / ₈ "	14 ¹ / ₄ "	16 ⁵ / ₈ "
	Projection	3 ³ / ₈ "	5 ³ / ₈ "	6"
	O/S to O/S	10"	14 ¹ / ₄ "	16 ⁵ / ₈ "

8" - 12" LOAD BEARING ORNAMENTAL CAPITALS FOR ROUND WOOD COLUMNS

Adding a load bearing ornamental capital to a round wood column will lengthen or shorten the overall height of the column depending on the height of the capital. Subtract the "T" dimension (from the column dimensions chart) and add the height of the ornamental capital +/- 1/4" for overall column height.



* Height is measured from the top of capital to the top of the neck mould on the column.

• 8"-12" Round Ornamental Capitals are load bearing.





Capitals and bases for wood columns are load bearing. The shaft fits between the capital and base and alters the height of the shaft. Several options are offered for wood columns.

CLASSIC CAPITAL AND BASE

The Classic style is standard and best complements the wood column.

ORNAMENTAL CAPITALS

Five styles of ornamental capitals are available. Nothing makes a statement like wood columns with an ornamental cap. 8"-12" ornamental capitals for Round wood columns are load bearing.

Using an ornamental capital with a wood shaft will alter the height of the shaft.

ATTIC BASE

Attic bases are used for a more ornate look and comes in two pieces. (In the chart, see DD for the plinth dimension and EE for the torus dimension.)

TIPS

When ordering an ornamental cap order the appropriate base for the column.

Ornamental caps will lengthen or shorten the height of the column.

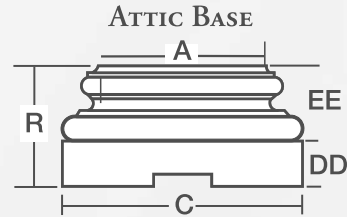
Ensure exact opening measurement prior to ordering column length.

WHAT YOU NEED TO KNOW

- The height of a column includes capital and base (Ex. 8' = shaft 7' 6 1/2" and capital and base total 8').
- Cap and base fit on top and bottom of column insulating the column from the elements.
- Split columns are not load bearing.
- For transportation purposes, small sections of split columns are left partially intact.
- Store columns in dry, well-ventilated area.
- For exterior applications: Paint inside of column shaft with a nonfibrous asphaltum type roof coating. Application must reach minimum 48" up the inside bottom of the column shaft.
- Wood columns require ventilation at the top and bottom.
- Failure to adhere to installation instructions voids the warranty.

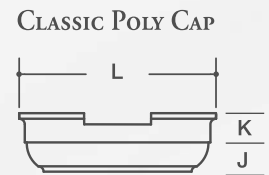
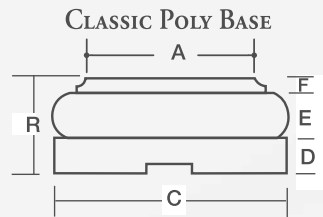
CAPITAL AND BASE OPTIONS

The same cap and base profiles offered in PermaCast® are also available for wood.



For columns 8" to 12" in diameter, bases, including plinth, are Polyurethane.

COLUMN SIZE	BOTTOM DIA. (NET)	ROUND BASE			
		A	C	DD	EE
6"*	CALL	CALL	CALL	CALL	CALL
8"	8 1/8"	10 1/4"	1 7/8"	3 1/4"	5 1/8"
10"	9 5/8"	13"	2 1/2"	4"	6 1/2"
12"	11 5/8"	16"	2 7/8"	4 5/8"	7 1/2"



CLASSIC POLY CAP AND BASE DIMENSIONS

BASE	A	C	D	E	F	R	CAP	J	K	L
8"	7"	10 1/4"	1 7/8"	1 3/4"	5/8"	4 1/4"	8"	1 3/16"	1 5/16"	8 7/8"
10"	9"	12 7/8"	2 1/16"	2 1/8"	3/4"	5 3/16"	10"	1 1/4"	1 3/4"	10 3/8"
12"	11 3/8"	16"	2 7/8"	2 3/8"	7/8"	6 1/8"	12"	1 3/4"	2 1/16"	13 3/4"

CUSTOM SPLITTING OPTIONS


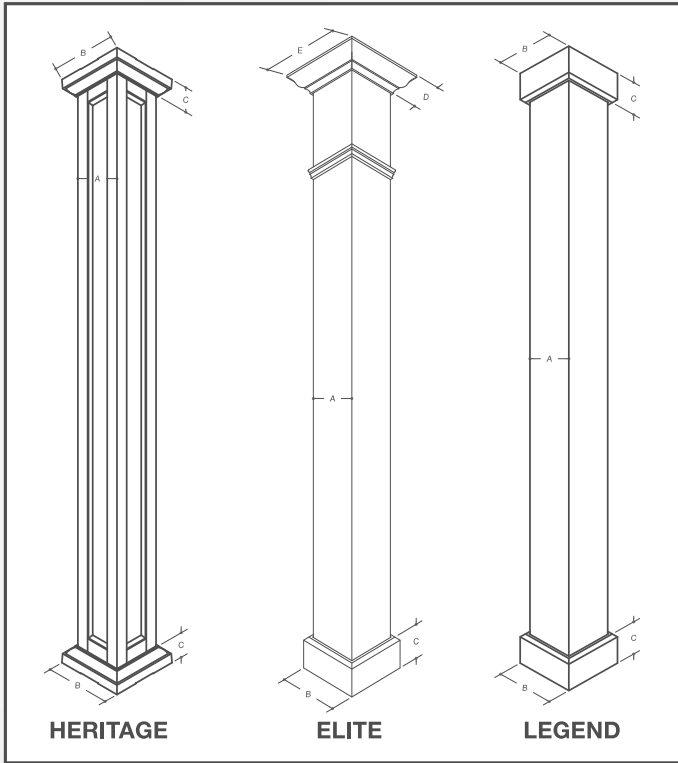


(items are approximate scale only)

NON-STOCK
SPECIAL ORDER ITEM

Square Aluminum Columns

Heritage, Legend, and Elite Square Aluminum Columns



WHITE RECESSED PANEL HERITAGE COLUMN					
Nominal Size	STD. Lengths	A	B	C	
6"	8', 9', 10'	5-1/2"	8-1/2"	2-3/4"	
8"	8', 9', 10'	7-1/2"	10-1/2"	2-3/4"	

TEXTURED PLAIN ELITE COLUMN						
Nominal Size	STD. Lengths	A	B	C	D	E
6"	8', 9', 10'	5-1/2"	7-1/4"	5"	3"	10-1/2"
8"	8', 9', 10'	7-1/2"	9-1/4"	5"	3"	12-1/2"

TEXTURED PLAIN LEGEND COLUMN				
Nominal Size	STD. Lengths	A	B	C
6"	8', 9', 10'	5-1/2"	7-1/4"	5"
8"	8', 9', 10'	7-1/2"	9-1/4"	5"



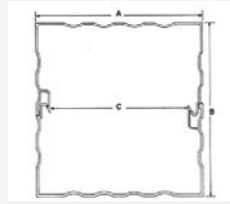

Aluminum Columns

NON-STOCK
SPECIAL ORDER ITEM

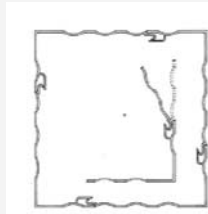
(items are approximate scale only)

TRADITIONAL SQUARE ALUMINUM COLUMNS

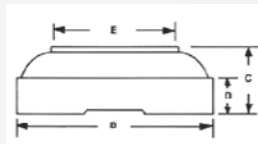
- Pre-Finished • Load Bearing • Low Maintenance • Available in Fluted, Recessed Panel, or Plain



4", 6", and 8" columns have two staves each.



10" Columns have four staves each.



Standard Cast Aluminum Cap and Base

WHITE SQUARE FLUTED COLUMN DIMENSIONS				
Col. Size	# of Staves	A	B	C
4"	2	4-1/4"	6-1/4"	1-7/8"
6"	2	5-1/2"	8-1/4"	2-3/4"
8"	2	7-1/2"	10-3/16"	2-3/4"
10"	4	9-3/8"	12-1/4"	3"

CAP AND BASE DIMENSIONS				
Col. Size	B	C	D	E
4"	6-1/4"	1-7/8"	15/16"	4-3/8"
6"	8-1/4"	2-3/4"	1-1/2"	5-9/16"
8"	10-3/16"	2-3/4"	1-1/2"	7-9/16"
10"	12-1/4"	3"	1-11/16"	9-7/16"

AVAILABLE SIZES	
4" x 8'	8" x 8'
4" x 10'	8" x 9'
6" x 8'	8" x 10'
6" x 9'	10" x 8'
6" x 10'	10" x 9'
	10" x 10'



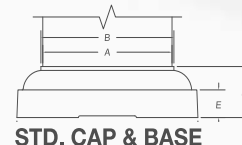
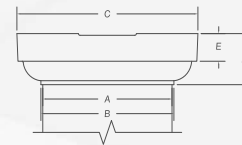
WHITE FLUTED ROUND ALUMINUM COLUMN

Round fluted aluminum columns are no-taper and have been designed to provide a lifetime of structural integrity. Columns are pre-finished and load bearing.

STANDARD CAPS AND BASES (Dimensions in inches on columns and bases)					
Col. Dia.	A	B	C	D	E
6"	5-3/4	6-1/16	7-1/2	2-1/8	1-1/16
8"	7-5/8	8	10	2-11/16	1-1/4
10"	9-9/16	10	12-1/2	3-3/8	1-5/8
12"	11-7/16	12	15	4	2

DIMENSION DATA IN INCHES				
Col. Dia.	# Staves in Whole Column	# Staves in 1/2 Column	Column O.D.	Column I.D.
6"	3	2	5-3/4	4-15/16
8"	3	2	7-3/4	7
10"	4	2	9-9/16	8-3/4
12"	5	3	11-7/16	10-5/8

AVAILABLE SIZES
6" x 8'
6" x 9'
6" x 10'
8" x 8'
8" x 9'
8" x 10'
10" x 8'
10" x 9'
10" x 10'
12" x 8'
12" x 9'
12" x 10'
12" x 12'



STD. CAP & BASE

