



TECH LAB CART

Lab and technology spaces often need durable workbenches that can accommodate heavy, large, or messy experiments and equipment. Topped with a non-reactive maple butcher block, our carts will withstand the demands of any workshop environment for years. Built-in lower storage also simplifies equipment or supply storage — one side features a locking cabinet and the other an open cubby with adjustable shelf. To allow carts to be grouped for even larger worktops, or easily moved for cleanup, heavy-duty locking casters are standard.



FEATURES


- Maple butcher block or laminate top
- Overall size: 3' D x 4' W and either 30"/34"/38" H
3' or 4' D x 6' W and either 30"/34"/38" H
- Locking storage cabinet (*lock cores can be matched*)
- Adjustable storage shelf
- Heavy-duty locking casters
- Limited lifetime warranty
- MAS® Certified Green
- Made in the USA

OPTIONS


- Numerous color options (*to view, visit the Resources Section at interiorconcepts.com*)

ROOM LAYOUT EXAMPLES


Perimeter Lab with 2-Person Tables in Lecture Layout




Lab with Tables in Lecture Layout



Central Lab with Perimeter Tables



Lab with Collaborative Tables



4' with Butcher-Block Top

MODEL	DESCRIPTION	SIZE
TLC364830MTLD	Tech Lab Cart, Laminate Top, Locking Doors (one set)	36" D x 48" W x 30" H
TLC364834MTLD	Tech Lab Cart, Laminate Top, Locking Doors (one set)	36" D x 48" W x 34" H
TLC364838MTLD	Tech Lab Cart, Laminate Top, Locking Doors (one set)	36" D x 48" W x 38" H

4' with Laminate Top

MODEL	DESCRIPTION	SIZE
TLC364830LTLD	Tech Lab Cart, Laminate Top, Locking Doors (one set)	36" D x 48" W x 30" H
TLC364834LTLD	Tech Lab Cart, Laminate Top, Locking Doors (one set)	36" D x 48" W x 34" H
TLC364838LTLD	Tech Lab Cart, Laminate Top, Locking Doors (one set)	36" D x 48" W x 38" H

6' with Butcher-Block Top

MODEL	DESCRIPTION	SIZE
TLC367230MTLDSS	Mobile Lab Cart, Laminate Top, Locking Doors, Open Storage Shelf	36" D x 72" W, 30" H
TLC367234MTLDSS	Mobile Lab Cart, Laminate Top, Locking Doors, Open Storage Shelf	36" D x 72" W, 34" H
TLC367238MTLDSS	Mobile Lab Cart, Laminate Top, Locking Doors, Open Storage Shelf	36" D x 72" W, 38" H
TLC367230MTLDDLD	Mobile Lab Cart, Laminate Top, Locking Doors (two sets)	36" D x 72" W, 30" H
TLC367234MTLDDLD	Mobile Lab Cart, Laminate Top, Locking Doors (two sets)	36" D x 72" W, 34" H
TLC367238MTLDDLD	Mobile Lab Cart, Laminate Top, Locking Doors (two sets)	36" D x 72" W, 38" H
TLC487230MTLDSS	Mobile Lab Cart, Laminate Top, Locking Doors, Open Storage Shelf	48" D x 72" W, 30" H
TLC487234MTLDSS	Mobile Lab Cart, Laminate Top, Locking Doors, Open Storage Shelf	48" D x 72" W, 34" H
TLC487238MTLDSS	Mobile Lab Cart, Laminate Top, Locking Doors, Open Storage Shelf	48" D x 72" W, 38" H
TLC487230MTLDDLD	Mobile Lab Cart, Laminate Top, Locking Doors (two sets)	48" D x 72" W, 30" H
TLC487234MTLDDLD	Mobile Lab Cart, Laminate Top, Locking Doors (two sets)	48" D x 72" W, 34" H
TLC487238MTLDDLD	Mobile Lab Cart, Laminate Top, Locking Doors (two sets)	48" D x 72" W, 38" H

6' with Laminate Top

MODEL	DESCRIPTION	SIZE
TLC367230LTLDSS	Mobile Lab Cart, Laminate Top, Locking Doors, Open Storage Shelf	36" D x 72" W, 30" H
TLC367234LTLDSS	Mobile Lab Cart, Laminate Top, Locking Doors, Open Storage Shelf	36" D x 72" W, 34" H
TLC367238LTLDSS	Mobile Lab Cart, Laminate Top, Locking Doors, Open Storage Shelf	36" D x 72" W, 38" H
TLC367230LTLDLDD	Mobile Lab Cart, Laminate Top, Locking Doors (two sets)	36" D x 72" W, 30" H
TLC367234LTLDLDD	Mobile Lab Cart, Laminate Top, Locking Doors (two sets)	36" D x 72" W, 34" H
TLC367238LTLDLDD	Mobile Lab Cart, Laminate Top, Locking Doors (two sets)	36" D x 72" W, 38" H
TLC487230LTLDSS	Mobile Lab Cart, Laminate Top, Locking Doors, Open Storage Shelf	48" D x 72" W, 30" H
TLC487234LTLDSS	Mobile Lab Cart, Laminate Top, Locking Doors, Open Storage Shelf	48" D x 72" W, 34" H
TLC487238LTLDSS	Mobile Lab Cart, Laminate Top, Locking Doors, Open Storage Shelf	48" D x 72" W, 38" H
TLC487230LTLDLDD	Mobile Lab Cart, Laminate Top, Locking Doors (two sets)	48" D x 72" W, 30" H
TLC487234LTLDLDD	Mobile Lab Cart, Laminate Top, Locking Doors (two sets)	48" D x 72" W, 34" H
TLC487238LTLDLDD	Mobile Lab Cart, Laminate Top, Locking Doors (two sets)	48" D x 72" W, 38" H

Interior Concepts™
solutions that fit.

FIRST
TECHNOLOGIES INC.
Putting Education . . . **FIRST**

Toll Free: 800-787-9717
Phone: 262-753-6900
Fax: 262-753-6901

Email:
info@firstechd.com
www.firstechd.com

WE'RE 

1/2018