



KOKOPELLI KRONICLE



ANASAZI CHAPTER FMCA

MARCH 2024

March 2024 Rally

Apache Gold RV Resort and Casino, San Carlos, AZ,

Hosts: Carboni's and Morrison's



OFFICERS

President:

Wayne Cernie
1205 Palisades Ct.
Lake Havasu City, AZ 86403
602-909-6773

Wagonmaster:

Kendra Gould
19016 N. 53rd Ave.
Glendale, AZ 85308
602-999-6523

Secretary:

Virginia Morrison
932 E. Stanford Ave
Gilbert, AZ 85234
602-524-1141

Treasurer:

Amy Jones
27304 N. 148th Dr.
Surprise, AZ 85387
602-903-0967

Co-Newsletter Editors:

Larry Morrison
932 E. Stanford Ave.
Gilbert, AZ 85234
480-433-1635

Ron (Woody) Woodworth
7736 W. Fairmount Ave.
Phoenix, AZ 85033
623-640-4821

National Director:


Shirley Ridley
2183 N. Cajeme Ave.
Casa Grande, AZ 85122
503-680-3070

Alt National Director:

Position Open

Sunshine Chairperson

Wanda Wieters
PO Box 6929
Glendale, AZ 85312-6929
602-828-6732



in San Carlos, AZ. The Rally was hosted by Larry and Virginia Morrison along with Mike and Jodi Carboni. This was the Carboni's first hosting event. Both couples

Four rigs with eight participants headed to the Globe-Miami area to camp at the Apache Gold Casino RV resort



arrived on Wednesday to assess the area to make sure check in would run smoothly as the site had no meeting room to offer nearby. The setup of the park was conducive for the hosts to park facing each other. This created favorable space for congregating.

Carole and Tom Eells arrived Thursday afternoon in plenty of time to set up and join the hosts for happy hour. The group walked to the nearby Casino for dinner. There were two restaurant choices, the steakhouse or the grill. The grill won out for its reasonable prices and diverse menu from barbequed ribs to Apache tacos. The service was



quick and friendly. After dinner a few stopped for pictures in front of the Apache Brave statue in front of the casino. Kendra and Albert Gould, who arrived later Thursday evening, met up with the group Friday morning for breakfast. Everyone circled their chairs at the host area.

At 8 AM, the temperature outside was a bit nippy in the shade of the coaches, but the sumptuous Croissant/berry casserole, little smokies, and of course hot coffee provided comfort and warmth. Jodi took a moment to explain the Arizona Trivia game they would play Saturday evening and challenged all to write one or two questions for the game.

Midmorning, all eight participants carpooled



together to Besh Ba Gowah, eight miles back toward Globe. The archeological site provided a video synopsis of the discovery of the ruins, the interpretation of

the life of the ancient Hohokam people who were eventually called the Salado, and a display of one of the largest single site archaeological collections in the southwest. After viewing the video, museum, and gift shop the group walked through the ruins which had areas that were reconstructed with rock and adobe as well as areas which were the original foundations.




Everyone stopped by the Pickle Barrel for souvenirs, then the Eells and Gould's took the local map provided and went in search of the Stairizona Trail. The city created an in-town hiking experience using the hilly terrain and staircases that had once been used by miners. The staircases were cleaned up and murals were painted on each providing routes for hikers of all



staircases. Looking for the stairs from the car presented a challenge for the couples. Retelling their

types including a 1.4-mile easy walk with 244 stair steps to a 6.4-mile route including nine



adventure, it seemed that the roads were built after the houses were constructed often leading to dead ends. It was difficult to find each stairway's location and often the group found themselves going over a hill without knowing if or where the road would turn. The group came back with an interesting set of hand signals for the hills that, only if you were there, could you truly appreciate. Tom received kudos for his driving skills.

In the evening, the group

carpooled to Gauyo's Mexican Restaurant on Hwy 188. The restaurant is part of a family dynasty of over 15 Mexican restaurants throughout Arizona including Globe-Miami, Phoenix, Mammoth, Safford, and Thatcher. The food was good, and the conversation was lively!



After sunset we gathered back at the hosts' site around a miniature firepit Larry fired up. With hot chocolate, marshmallows, popcorn, and other



beverages of choice, the group sang songs accompanied by Mike, an accomplished guitar player. Mike provided song sheets, and

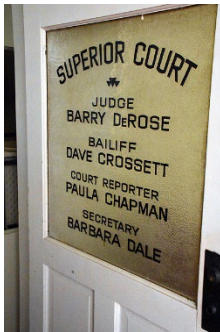


we attempted to serenade the neighborhood into the chilly evening.

With the late nights and the cold mornings, we postponed coffee Saturday morning until 8:30 and breakfast at 9. Moving our circle into the sunshine,



the weather was perfect! We enjoyed biscuits and gravy, scrambled eggs, fruit and sweet breads; all under



the blue sunny sky. The morning event was a trip to the Cobre Valley Center for the

Arts. Built in 1906, it was the Gila County courthouse until 1978. Heading up the grand staircase admiring the copper handrails, we started with a docent tour of the third-floor rooms including the courtroom turned theater, along with previous offices of the judge, clerk, bailiff, and others.



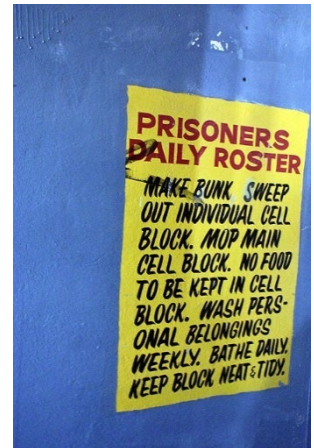
On the first floor (street level), we viewed an exhibit of Gov. Rose Mofford's personal collection. The main floor which houses a compilation of paintings and art pieces was filled with quilts displayed for

the Copper Country Quilt Guild hosting their 2024 Show.



Behind the Art Center we did a self-guided tour of the historic 1910 jail after watching an informative video. The tough mining town needed a jail, and at the time, it was considered state of the art. There were plenty of stories to share about this building and the local inhabitants. The third story crosswalk from the courthouse to the jail, leaves a lasting impression,

imagining those who



were convicted being led across to be imprisoned. The building is said to be haunted, but there were no ghost

sightings on our tour.



Splitting up, some returned to the RV Park and others explored downtown Globe. As the shopping became lengthy the fellas decided to take a refreshment break. The Humane Society Thrift Store had the purchase of the day, a newfound pet ... of sorts. By afternoon the wind was whipping, and we were challenged to eat dinner outside. Mike pulled his truck between the front of the host's rigs boxing us in. At that time Kendra and Albert introduced the group to their new white poodle

purchased at the Humane Society Thrift Store, named Besh. They were thrilled that the Dog had already been "chipped" and would need little attention or care. They reported that the little statuette seems to be getting along fine in her new home.



The group enjoyed chili, corn muffins, and salad along with laughs under the protection of coaches and truck.

Deciding that it would be much better to play our Evening Arizona Trivia game inside we were invited into Larry and Virginias rig. The game (a great find



by Jodi) was created in 1985, so frequently we had to start the questions with, "Before 1985...". We played with teams of two, breaking up spouses. As the game went on, "HUNT" was frequently used as an answer since we were oblivious to political happenings prior to 1985. George W. Hunt, being a famous personage in Arizona history, we were certain he might be the correct answer at some point. FYI, he wasn't.

Questions written by participants added personalization as well as bringing the game into the next millennium. Kendra and Larry won the game, overtaking Tom and Virginia. The contest was completed by 9pm, late by Anasazi standards we were told. Everyone was sent to bed with Pretzels, sauce, and cider packets.

On Sunday, it was another late morning for breakfast. Coffee at 8:30 with breakfast, sunlight, and clear skies by 9am. Toasted bagels, hardboiled eggs, and yogurt were the main fare along with a




smorgasbord of leftovers from days past. With sunshine and full tummies, the Eells, Gould's, and Morrisons packed up and headed out. The Carboni's stayed another day to check out the multitribal Pow Wow at the Casino's pavilion. It was a great weekend.

Safe travels everyone.



Punishment

Did you hear about that 4'3" psychic who just broke out of prison?



Yeah, there's a small medium at large.



Presidents Message

The “Fiesta Del Sol” convention is right around the corner, and we are busy preparing for an incredible event. I know quite a few ANASAZI’s are heading to Tucson in a couple of weeks. We will also be welcoming some new folks to the Chapter in Tucson. The International FMCA Conventions are always fun and packed with entertainment, informational seminars, and lots of vendors. Due to our very busy schedule, we have missed the last couple of ANASAZI rallies so it will be great to gather and meet in Tucson.

In my opinion chapters are the backbone of FMCA, sure we have all kinds of benefits and discounts but getting together with familiar faces and exploring new destinations and enjoying meals and friendship together is always time well spent. As Senior VP of Rocky Mountain Motorhome Association Betty and I get to visit and travel with other chapters in the various Regions. The similarities of the chapters are many and it is comforting to find so many folks enjoying the RV lifestyle.

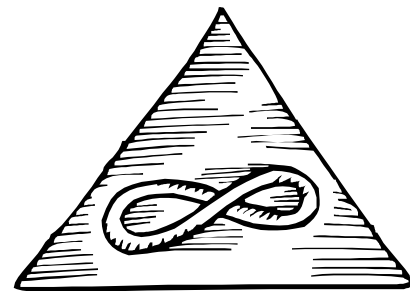
"Friendship isn't a big thing—it's a million little things." - *Paulo Coelho*

Travel Safe!



ISN'T IT strange
That princes and kings,
And clowns that caper
In sawdust rings,
And common people
Like you and me
Are builders for eternity?

Each is given a bag of tools,
A shapeless mass,
A book of rules.
And each must make-
Ere life is flown-
A stumbling block
Or a stepping stone.





March

Pat Ruese	16
Mike Carboni	21



March

No Anniversaries for the month of March



Mistaken Acronyms

Working as a telemarketer for MCI Communications, I made a call to a home one evening. When a boy around eight answered the phone, I identified myself, told him I was calling for MCI and asked to speak to his parents. As he put the phone down, I heard him yell, "Dad! Dad" The FBI wants to talk to you.

As soon as the father answered the phone in a quivering voice, I said, "Sir this is not the FBI this is MCI Communications."

After a long pause, the man said, "This is the first time I am actually glad to hear from you guys."



Berry Croissant Bake

This is an easy dish to make which only calls for a handful of ingredients. This is a recipe you can make the day

before or make the day you need it by letting it set 20 minutes before baking.

Directions

Ingredients:

- 3 to 4 Large Croissants – found in the bakery section of the grocery store. Do not use croissant dough for this recipe.
- 1 cup fresh or frozen berries
- 1 (8oz) package cream cheese, softened
- 2/3 cup sugar
- 2 eggs
- 1 teaspoon vanilla
- 3/4 cup milk

Directions:

1. Preheat oven to 350 degrees. Spray a 9X9 or 8X11 baking dish with cooking spray.
2. Break up Croissants into 1-inch pieces.
3. Add croissant pieces to baking dish. Sprinkle berries evenly over croissant pieces.
4. Beat softened cream cheese for 30 seconds with electric mixer. Gradually add in sugar, eggs, vanilla, and milk. Continue to mix until well blended.
5. Pour cream cheese mixture over croissants and berries.
6. Let rest for a least 20 minutes or refrigerate overnight.
7. Bake for 35 – 40 minutes or until golden brown and set in center.
8. Serve warm with powdered sugar sprinkled on top.

Note: this recipe can easily be doubled in a 9X13 pan





Notes from our National Director.

Information from FMCA. March is the FMCA's 108th International Convention and RV Expo. Be sure to join us in Tucson, for "Fiesta Del Sol." Here are the things members will be enjoying at the convention.

Driven To Care Silent Auction in Tucson. The money collected for the auction items will go to the Candlelighters Childhood Cancer Foundation of South Arizona. They serve families who have a child/teen diagnosed with cancer or a blood disorder. Bids will be open Wednesday and Thursday from 8:00 a.m. to 5:00 p.m. at the Information Center in Thurber Hall. At 3:00 p.m. on Friday, bids will close. The winners from the auction items will be notified by telephone.

There will also be a Chapter Block Party on Thursday, and a Parade leading to the chapter fest Saturday. FMCA plans to recognize Shirley Ridley for reaching "RV'er Extraordinaire" status on FMCA University during the upcoming convention in Tucson. The recognition will be on Friday evening, in the main stage area. National President Gary Milner will be announcing her and taking a photograph with her near or on the stage.

Here is something new. Attendees can pre-schedule service appointments with FMCA's commercial partners who will be on site at the Pima County Fairgrounds. Pre-Scheduling, you allow companies to bring the appropriate parts and personnel so that you can get the help you need.

Here is information on the next convention in Redmond, Oregon. If you are planning to travel this summer, here is the place to go Redmond, Oregon. David and I will be there. We are planning on sightseeing around the area, so come and join us for sightseeing fun in the sun. Here is information for FMCA's 109th International Convention and RV Expo at the Deschutes County Fair and Expo Center in Redmond, Oregon, August 14-17, 2024. Registration opens April 3, 2024. Please call the Events department at the national office at (513) 474-3622, (800) 543-3622, or register online at FMCA.com.

On to other news

National Area Vice President elections. Nominations are now underway for the National Vice Presidents from the Eastern, Great Lakes, International, Northwest, and Western areas. These officers will serve a two-year term, taking office in Redmond, Oregon, in August 2024. Nominations are open from the National Directors in those areas. If you or someone you know of would like to run for this position and you have questions, please feel free to reach out to the current officer and/or the Chapter Services Department at the FMCA national office.

The deadline for nomination is March 14, 2024 (513) 474-3622, (800) 543-3622, or register online at FMCA.com.

Special on renewing your membership today during FMCA leap year flash sale. You can save \$10.00 on your 1-year renewal! FMCA knows your memberships are not expired yet, but they did not want you to miss these great savings.

If I am missing information, you are looking for, please let me know. I will do my best to get the information for you.

Shirley



SAFETY REMINDER

Getting your RV Ready for Spring and Summer

By: *RV Upgrades.com*

- Start by removing all [protective covers](#).
 - Adhesive residue from duct tape can be removed with [WD-40](#) or [Goo Gone](#).
- Air out the interior by opening all the windows and [roof vents](#).
- Turn on all of the [lights](#) (inside and out) and replace bulbs if necessary.
- Remove any pest control items from interior and exterior compartments including [hot water heater](#), [refrigerator](#) gas assembly, and [stove top, and oven](#).
- Check operation of all appliances.
 - Air Conditioner
 - Remove [protective cover](#), replace if necessary.
 - Remove [ac shroud](#) and check blower fan, motor, and cooling coils.
 - [Wash](#) and [vacuum](#) the condenser coil.
 - Clean or replace [air filters](#).
 - Clean any dust or debris from discharge air opening and ceiling grill.
 - [Clean the cooling fins](#).
 - [Furnace](#)
 - Remove cover
 - Check for lint accumulation and insect nests.
 - Connect to shore power and turn on the thermostats to check for proper operation.

- Check furnace for proper operation, after you check all the [LP connectors](#).
 - [Refrigerator](#)
 - From outside open the [refrigerator vent](#). Look up and around for any nesting, rodent bait, mothballs and remove debris.
 - Remember to remove debris from the gas burner assembly.
 - See your refrigerator manual for proper start up.
- Reinstall batteries in clocks, smoke detectors, etc.
- Wash interior with proper [cleaners](#) for different surfaces. Vacuum the floors, easiest done with your [Dirt Devil Central Vacuum System](#).
- Inspect roof and exterior body for signs of damage.
 - Look for deterioration of seals around doors, roof vents and windows. [Reseal](#) if necessary.
 - Do not walk on the roof without proper support for weight distribution.
 - Remember you must remove old sealant before applying [new sealant](#).
 - Look inside for stains on the ceiling, sign of a leak.
- [Lubricate](#) hinges, locks, slides, and other moving parts.
- If you have an awning roll it completely out. Check for damage, mildew, and insects.
 - Use [awning cleaners](#) to clean and protect from further damage.
 - Check [pull straps](#) for wear and tear and replace if necessary.
- Inspect the headlights, including high and low beams, the [taillights](#), [brake lights](#), and [turn signals](#).
- If you have a towable RV, be sure to examine the [hitch systems](#) for wear, loose bolts and cracks.
- If you have a motorhome, it is recommended you change the engine oil and filter twice a year, prior to storage and in the spring.
 - During storage, the oil can separate, causing condensation buildup that may harm your engine.
 - While you are changing your oil, check & replace spark plugs if needed.
- You should also check and clean carburetor or service fuel injection system, replace air filter, top off the brake and power steering fluids and change transmission fluid and filter.
- Flush and replace old antifreeze with proper coolant (see manufacturers specifications). Check for cracks in all hoses and fan belts, replace if necessary. Replace fuel filter and examine fuel lines and fittings for cracks and leaks.
- You should always keep your RV batteries charged and conditioned with one of the many [BatteryMinder](#) available. Clean the cables and terminals with wire brush and anti corrosive product, then grease (with dielectric grease) and reconnect.
 - Depending on your battery, you may have to fill the cells with distilled water.
- Water System
 - Close the [pressure relief valve](#) on [hot water heater](#). Remove any debris and or mothballs from the area of the gas burner assembly.
 - Close [drain valves](#) and faucets including [shower head](#).
 - Flush RV antifreeze by running water through entire house system.
 - Reinstall [drain plug](#) which was removed in the winterizing process, replace [anode rod](#) (as necessary) if your tank is so equipped.
 - Add a few ounces of baking soda to the tank. Drive around the block to mix solution. Drain and refill.
 - For water that has a bad taste or strange odor perform the following steps to kill bacteria:
 - Fill the fresh water tank half way with fresh water.
 - In a container mix 1/4 cup of household bleach for every 15 gallons of tank capacity with another gallon or two of fresh water. Pour the solution into the water tank.
 - If needed, top off the water tank with fresh water. Drive around the block once or twice to mix solution.
 - Pump water through each faucet so all the lines are filled with the water-bleach solution from the RV water tank. About a quart of water running out of each faucet is adequate.

- To purge old water out of the hot water heater, perform the following steps. About 6 to 10 gallons of water is held in the hot water heater so run hot water out the faucets until this much solution has passed. Now the hot water heater should be filled with the water-bleach solution from the RV water tank.
 - Let the water-bleach solution stand for several hours (or overnight).
 - Drain the entire RV water system including the hot water tank.
 - If there is a bleach odor to the water then mix half cup of baking soda with a gallon of water and pour it in the fresh water tank.
 - Fill the tank completely with fresh water and run this solution through the water lines and hot water heater. The baking soda solution can sit in the system for a few days. Drive the rig around the block to slosh the water around and clean the tank.
- Open main LP system and check it for leaks. Test this by using a commercial [leak detector](#) and or [solution](#) around each gas line connection.
 - For leak problems replace [leaking connectors](#).
- Remove [tire covers](#) and inspect tires for wear and deterioration.
 - If tread is 1/16 inch or less and if side wall is cracked, cut, or flaking replace them.
 - Check date code on tires, if 5 years old or older, the tires should be replaced, regardless of the tread depth
- Inflate tires to proper pressure using [air compressor](#) for accuracy.
- Repack trailer wheel bearings with grease and tighten lug nuts to manufacture's specifications.
- Clean exterior of your RV with specially formulated [cleaners](#) designed for RV exteriors and use [specialized wheel cleaners](#) to protect them from harmful UV rays.
- Check and refill your first aid and emergency kits.
 - An emergency kit should include: a gas can, [reflective triangles](#) and/or [safety cones, wheel chocks, flashlight](#), and basic hand tools.
- Stock up with necessities for [cooking, cleaning](#), and [entertaining](#). Review [kitchen](#) equipment and inventory of [favorite games, books](#), cards, puzzles, CDs, DVDs or videos.
- Hit the road!



On The Bus

As a school bus driver one Saturday morning I was driving a high school choir to a competition meet. I parked the bus at the school and soon students started boarding. Nobody said hello or asked if I was the charter bus or anything.

The choir director boarded, counted the students, and said it was OK to leave, also not asking if it was the correct bus.

About two miles down the road I spoke up in a loud voice saying, "When we get to the work site the deputies will issue each of you an orange vest, gloves, and two plastic trash bags. When you fill a bag leave it beside the road. When you need more bags raise your hand and the deputies will give you more."

I then looked in the mirror to see the most shocked kids I've ever seen. I explained what happened to the director; and we both, or perhaps I should say, all, had a good laugh.

Bet those kids never "assume" they were on the correct bus again.

Happy St. Patrick's Day



St. Patrick's Day is celebrated annually on March 17, the anniversary of his death in the fifth century. St. Patrick's Day 2024 will take place on Sunday, March 17. The Irish have observed this day as a religious holiday for over 1,000 years.

On St. Patrick's Day, which falls during the Christian season of Lent, Irish families would traditionally attend church in the morning and celebrate in the afternoon. Lenten prohibitions against the consumption of meat were waived and people would dance, drink and feast on the traditional meal of Irish bacon and cabbage.

One icon of the Irish holiday is the Leprechaun. The original Irish name for these figures of folklore is "lobaircin," meaning "small-bodied fellow." Belief in leprechauns probably stems from Celtic belief in fairies, tiny men and women who could use their magical powers to serve good or evil. In Celtic folktales, leprechauns were cranky souls, responsible for mending the shoes of the other fairies.



Though only minor figures in Celtic folklore, leprechauns were known for their trickery, which they often used to protect their much-fabled treasure. Leprechauns have their own holiday on May 13 but are also celebrated on St. Patrick's, with many dressing up as the wily fairies.

Happy St. Patrick's Day
Ron Woodworth and Larry Morrison,
Co-Chairs KOKOPELLI Chronicle

