























# Q1 School Site (If you work at multiple sites, choose your home site OR complete a survey for each site at which you spend significant time.)

Answered: 12 Skipped: 0



2025-2026 BETA Administration/Site Climate Survey

Answer Choices	Percentage	Responses
 Casa Loma	0%	0
 Cato	0%	0
 Chavez	0%	0
 Chipman	0%	0
 College Hts	0%	0
 Compton	0%	0
 Curran	0%	0
 Downtown	0%	0
 Ed Center/District Office	0%	0
 Eissler	0%	0
 Emerson	0%	0
 Evergreen	0%	0
 Fletcher	0%	0
 Frank West	100.00%	12
 Franklin	0%	0
 Fremont	0%	0
 Garza	0%	0
 Harding	0%	0
 Harris	0%	0
 Horace Mann	0%	0
 Hort	0%	0
 Jefferson	0%	0
<b>Total</b>		<b>12</b>

2025-2026 BETA Administration/Site Climate Survey

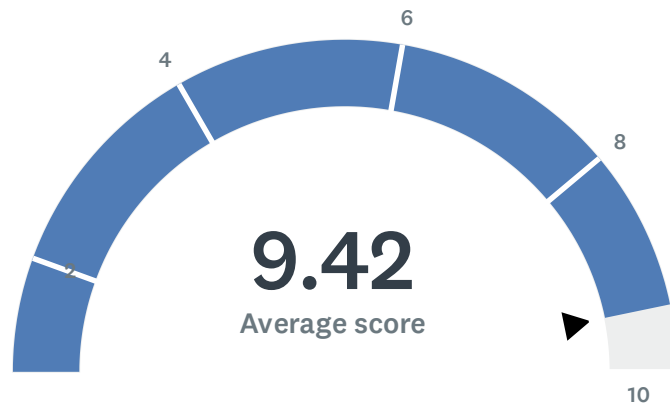
Answer Choices	Percentage	Responses
● Lincoln Jr. High	0%	0
● Longfellow	0%	0
● McKinley	0%	0
● MLK	0%	0
● Mt.Vernon	0%	0
● Munsey	0%	0
● Nichols	0%	0
● Noble	0%	0
● Owens Elementary	0%	0
● Pauly	0%	0
● Pioneer	0%	0
● Rafer Johnson	0%	0
● Roosevelt	0%	0
● School Nurse	0%	0
● Sequoia	0%	0
● Sierra	0%	0
● Stella Hills	0%	0
● Stiern	0%	0
● Thorner	0%	0
● VAPA	0%	0
● Voorhies	0%	0
● Washington	0%	0
<b>Total</b>		<b>12</b>

2025-2026 BETA Administration/Site Climate Survey

Answer Choices	Percentage	Responses
 Wayside	0%	0
 William Penn	0%	0
 Williams	0%	0
 Other (please specify) <a href="#">Show responses</a>	0%	0
<b>Total</b>		<b>12</b>

## Q2 Site administration is sensitive to the needs of students, staff, and the community.

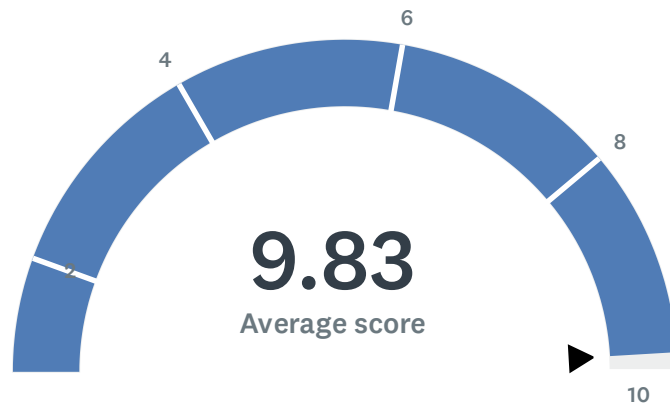
Answered: 12 Skipped: 0



Basic statistics <span style="float: right;">(i)</span>				
Minimum	Maximum	Median	Mean	Standard Deviation
8.00	10.00	10.00	9.42	0.76

### Q3 Site administration treats staff with respect; you feel like a valued member of a team.

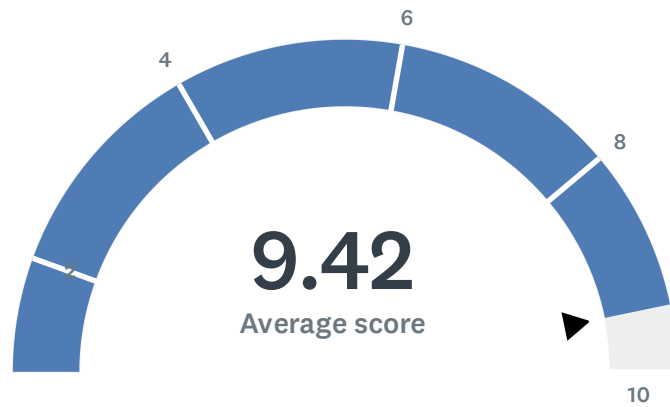
Answered: 12 Skipped: 0



Basic statistics <span style="float: right;">(i)</span>				
Minimum	Maximum	Median	Mean	Standard Deviation
9.00	10.00	10.00	9.83	0.37

## Q4 Site administration conducts classroom visits in the least disruptive manner and leaves timely feedback (within 48 hours).

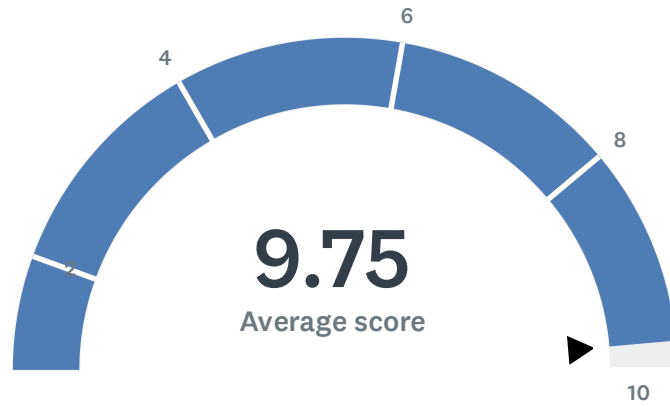
Answered: 12 Skipped: 0



Basic statistics <span style="float: right;">(i)</span>				
Minimum	Maximum	Median	Mean	Standard Deviation
8.00	10.00	10.00	9.42	0.76

## Q5 Site administration follows the contract and respects personal rights.

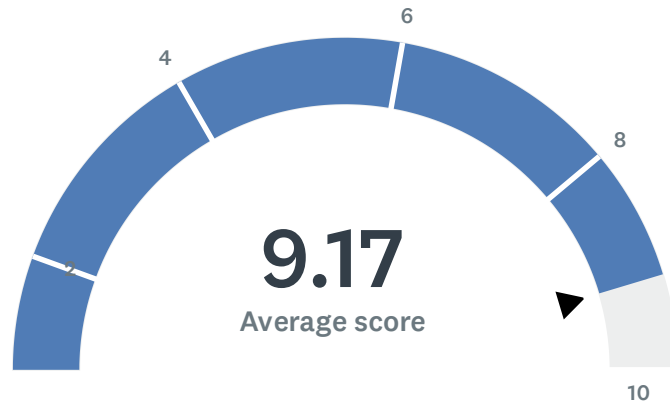
Answered: 12 Skipped: 0



Basic statistics <span style="float: right;">ⓘ</span>				
Minimum	Maximum	Median	Mean	Standard Deviation
8.00	10.00	10.00	9.75	0.60

## Q6 Administration utilizes staff according to their job description (ie. Coaches, APL's, Specialists & Staff).

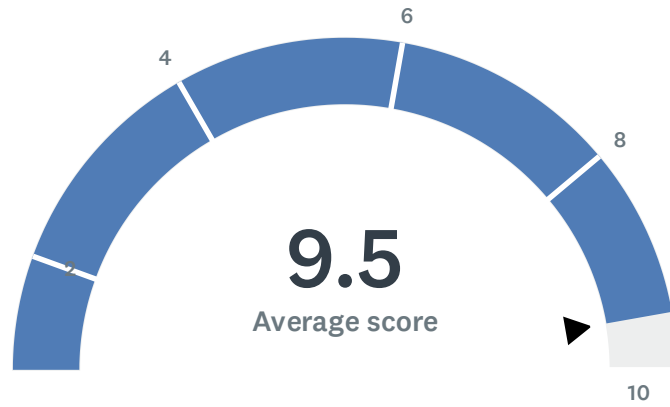
Answered: 12 Skipped: 0



Basic statistics <span style="float: right;">(i)</span>				
Minimum	Maximum	Median	Mean	Standard Deviation
7.00	10.00	10.00	9.17	1.07

## Q7 Administration maintains open communication with staff, parents, and students.

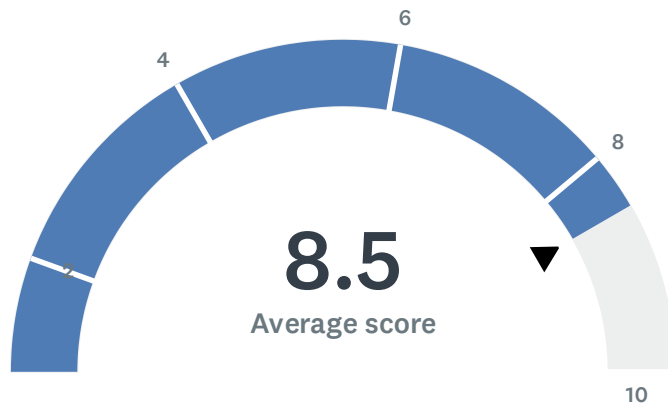
Answered: 12 Skipped: 0



Basic statistics <span style="float: right;">(i)</span>				
Minimum	Maximum	Median	Mean	Standard Deviation
7.00	10.00	10.00	9.50	0.87

## Q8 Administration supports staff against attacks and criticism from parents.

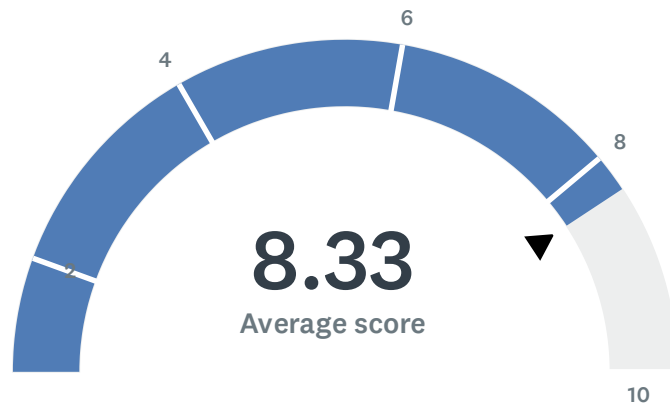
Answered: 12 Skipped: 0



Basic statistics <span style="float: right;">(i)</span>				
Minimum	Maximum	Median	Mean	Standard Deviation
3.00	10.00	9.50	8.50	2.33

## Q9 Site administration treats all teachers equally; there is no preferential treatment.

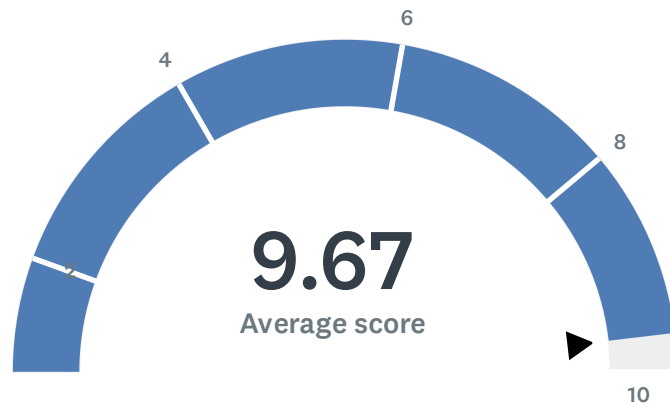
Answered: 12 Skipped: 0



Basic statistics <span style="float: right;">(i)</span>				
Minimum	Maximum	Median	Mean	Standard Deviation
3.00	10.00	10.00	8.33	2.46

## Q10 Site administration has been supportive and minimizes additional stress.

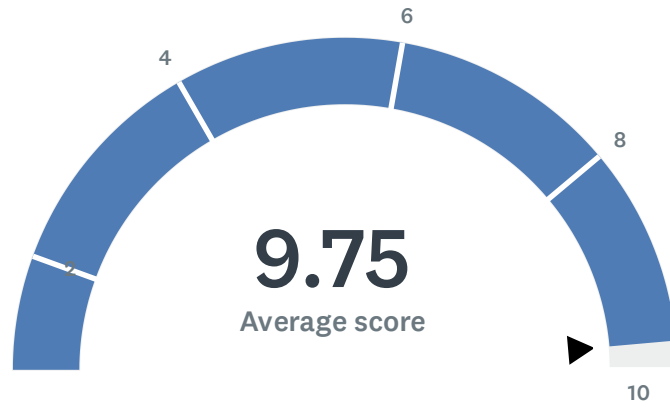
Answered: 12 Skipped: 0



Basic statistics <span style="float: right;">(i)</span>				
Minimum	Maximum	Median	Mean	Standard Deviation
9.00	10.00	10.00	9.67	0.47

## Q11 Administration communicates expectations and information in an effective and timely manner.

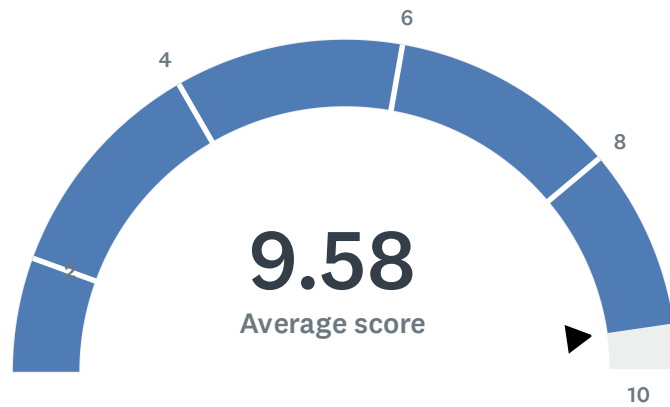
Answered: 12 Skipped: 0



Basic statistics <span style="float: right;">(i)</span>				
Minimum	Maximum	Median	Mean	Standard Deviation
8.00	10.00	10.00	9.75	0.60

## Q12 Your site administration ensures positive working conditions at your worksite.

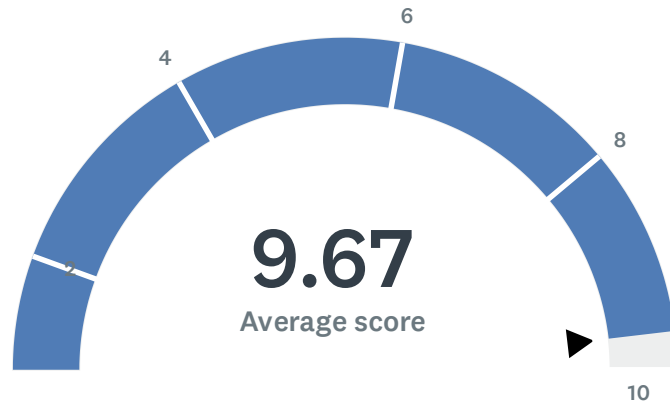
Answered: 12 Skipped: 0



Basic statistics <span style="float: right;">(i)</span>				
Minimum	Maximum	Median	Mean	Standard Deviation
8.00	10.00	10.00	9.58	0.76

### Q13 Site administration is thoughtful/smart when calling "Inclement Weather" (rainy day, extreme temperatures, too windy, air quality, etc.) schedule.

Answered: 12 Skipped: 0



Basic statistics <span style="float: right;">(i)</span>				
Minimum	Maximum	Median	Mean	Standard Deviation
9.00	10.00	10.00	9.67	0.47

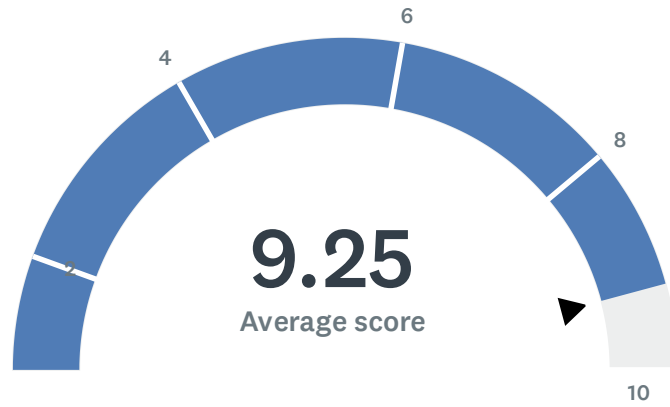
## Q14 Do you have any comments, thoughts, or concerns about site administration?

Answered: 3 Skipped: 9

#	RESPONSES
1	Our current administration has stepped up and lead our school community while our principal has been out. Their clear communication and willingness to support staff and students has made a difference and their dedication to us has kept our school site running smoothly.
2	none
3	There are concerns that confidential information, including staff movement, teacher performance in classroom activities, and budget matters, is shared with teachers who regularly spend time in the front office.

## Q15 Site staff is involved in setting school policies and budgetary priorities.

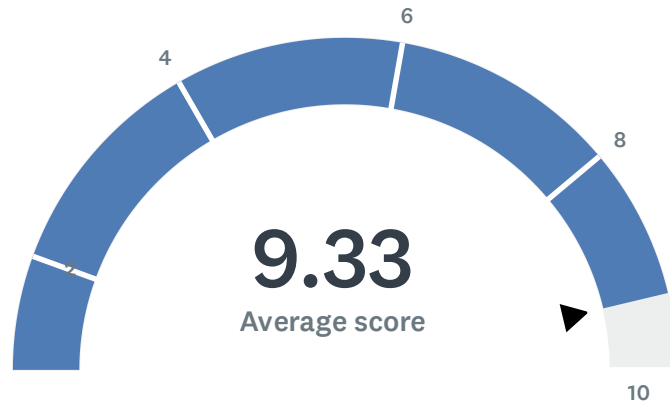
Answered: 12 Skipped: 0



Basic statistics <span style="float: right;">(i)</span>				
Minimum	Maximum	Median	Mean	Standard Deviation
8.00	10.00	9.50	9.25	0.83

## Q16 Site meetings are productive and not excessive.

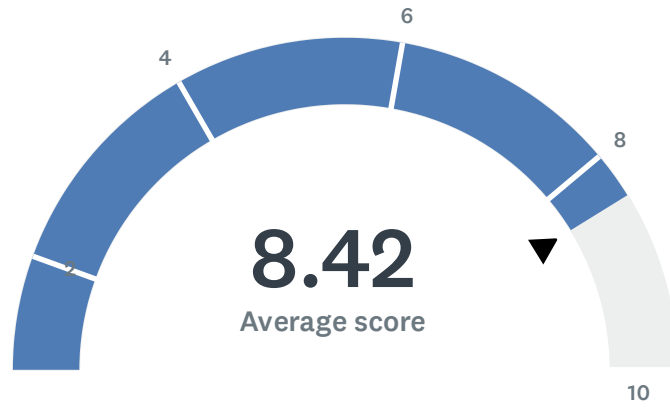
Answered: 12 Skipped: 0



Basic statistics <span style="float: right;">(i)</span>				
Minimum	Maximum	Median	Mean	Standard Deviation
6.00	10.00	10.00	9.33	1.18

## Q17 Meetings, 504s, and/or IEPs scheduled outside of contractually guaranteed planning/preparation time?

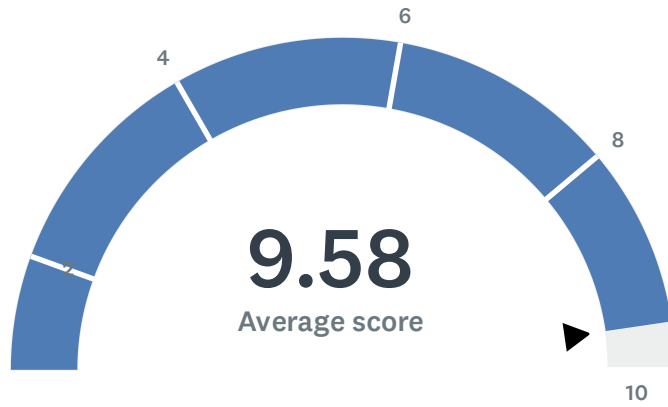
Answered: 12 Skipped: 0



Basic statistics <span style="float: right;">(i)</span>				
Minimum	Maximum	Median	Mean	Standard Deviation
6.00	10.00	8.50	8.42	1.38

# Q18 My site receives daily, consecutive, uninterrupted planning/preparation time. (30 minutes / 40 minutes)

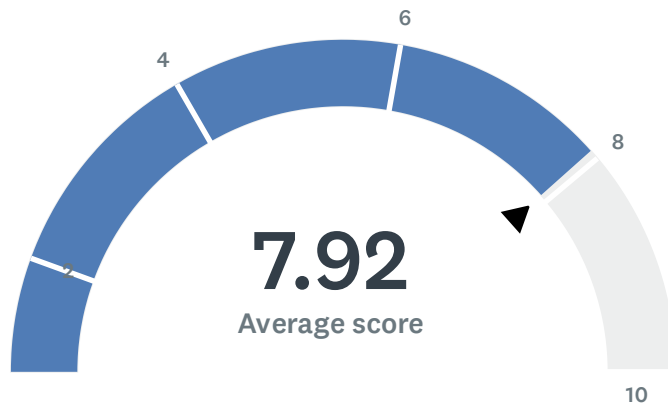
Answered: 12 Skipped: 0



Basic statistics <span style="float: right;">(i)</span>				
Minimum	Maximum	Median	Mean	Standard Deviation
8.00	10.00	10.00	9.58	0.76

## Q19 Staff is given time (on duty) to input district-required data (i.e., Benchmarks, Dibels, CFAs, Report Cards, etc.).

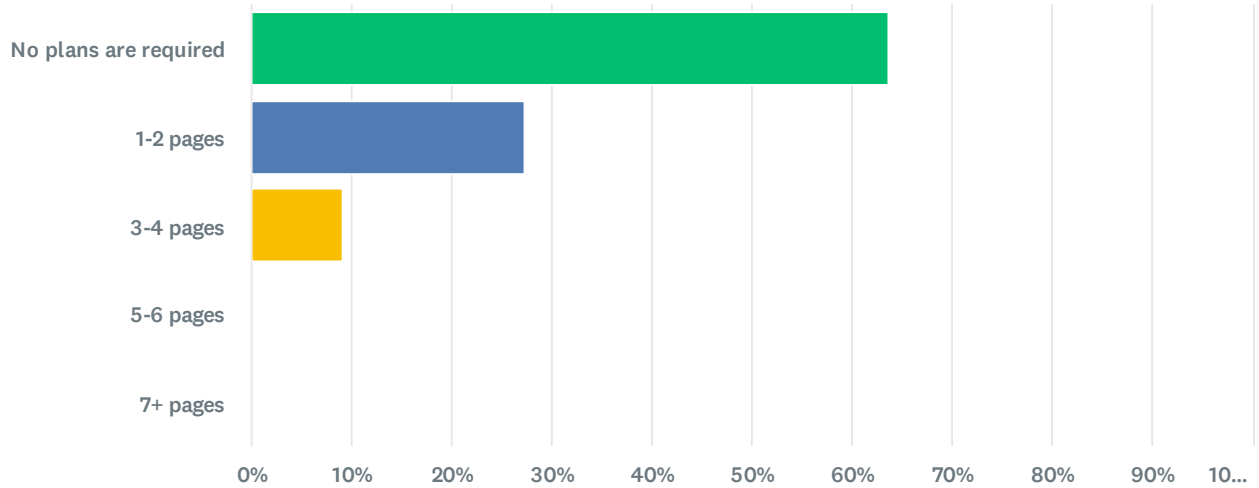
Answered: 12 Skipped: 0



Basic statistics <span style="float: right;">(i)</span>				
Minimum	Maximum	Median	Mean	Standard Deviation
3.00	10.00	9.00	7.92	2.25

## Q20 Teachers are required to submit complete, but not excessively lengthy lesson plans.

Answered: 11 Skipped: 1



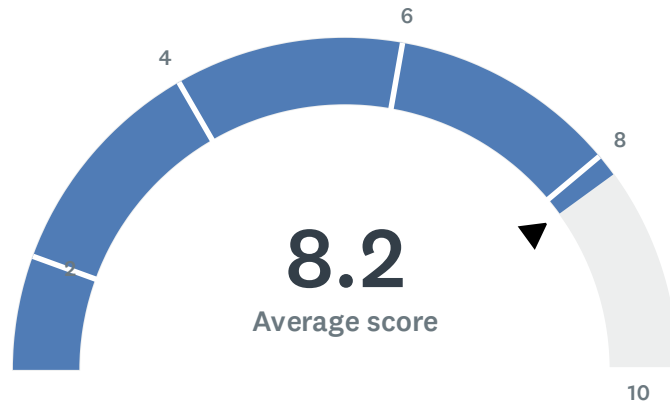
Answer Choices	Percentage	Responses
<span style="color: green;">●</span> No plans are required	63.64%	7
<span style="color: blue;">●</span> 1-2 pages	27.27%	3
<span style="color: yellow;">●</span> 3-4 pages	9.09%	1
<span style="color: teal;">●</span> 5-6 pages	0%	0
<span style="color: orange;">●</span> 7+ pages	0%	0
<a href="#">Show comments</a>		
<b>Total</b>		<b>11</b>

2025-2026 BETA Administration/Site Climate Survey

#	COMMENT	
1	We are visited and observed often/random to make sure we are providing students with common core curriculum and engaging activities.	
2	Lessons are monitored through Google Drive	
3	We have daily plans ready. Also, we have detailed lesson plans available in case of emergency.	

## Q21 Staff (teachers and/or coaches) have recess duty.

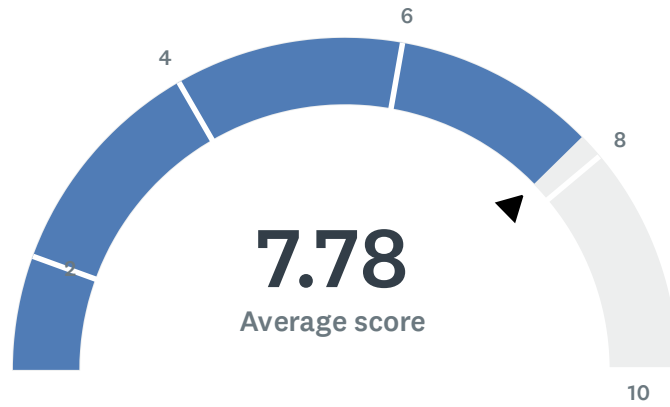
Answered: 10 Skipped: 2



Basic statistics <span style="float: right;">(i)</span>				
Minimum	Maximum	Median	Mean	Standard Deviation
1.00	10.00	10.00	8.20	3.19

## Q22 Staff (teachers and/or coaches) have bus (arrival/dismissal) duty.

Answered: 9 Skipped: 3



Basic statistics <span style="float: right;">ⓘ</span>				
Minimum	Maximum	Median	Mean	Standard Deviation
1.00	10.00	10.00	7.78	3.68

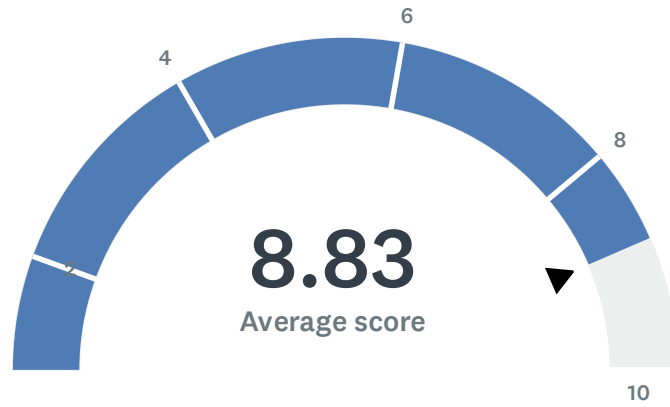
## Q23 Do you have any comments, thoughts, or concerns about site operations, duties, and responsibilities?

Answered: 2 Skipped: 10

#	RESPONSES
1	Yard duty is minimal at about 10 minutes one day a week.
2	n/a

## Q24 Staff and students feel safe.

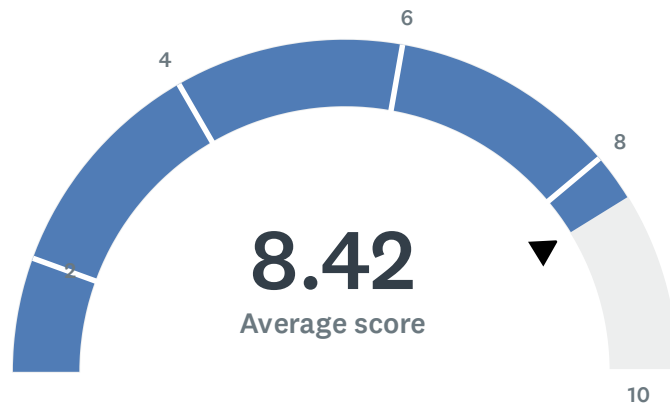
Answered: 12 Skipped: 0



Basic statistics <span>ⓘ</span>				
Minimum	Maximum	Median	Mean	Standard Deviation
4.00	10.00	10.00	8.83	1.82

## Q25 Administration has been helpful and supportive regarding student discipline.

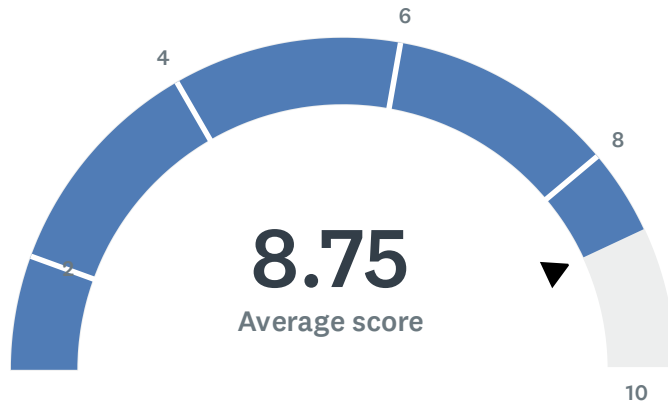
Answered: 12 Skipped: 0



Basic statistics <span style="float: right;">(i)</span>				
Minimum	Maximum	Median	Mean	Standard Deviation
4.00	10.00	8.50	8.42	1.80

## Q26 Teachers have been given or trained to use effective tools to improve behavior.

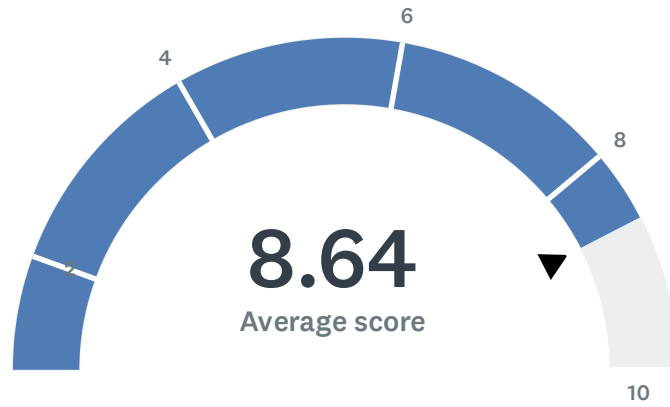
Answered: 12 Skipped: 0



Basic statistics <span style="float: right;">(i)</span>				
Minimum	Maximum	Median	Mean	Standard Deviation
8.00	10.00	8.50	8.75	0.83

## Q27 Administration supports classroom discipline procedures and follows District discipline guidelines.

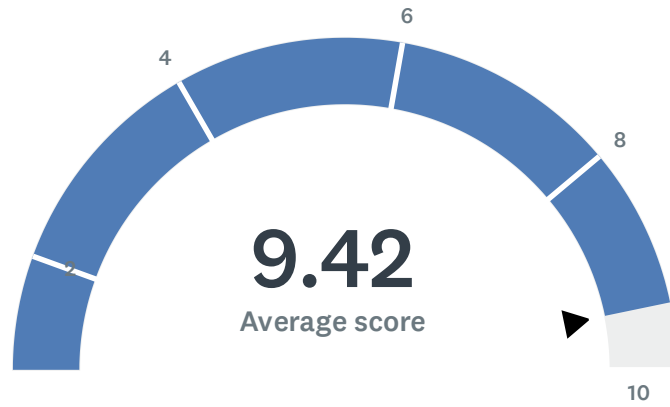
Answered: 11 Skipped: 1



Basic statistics <span style="float: right;">(i)</span>				
Minimum	Maximum	Median	Mean	Standard Deviation
4.00	10.00	9.00	8.64	1.72

## Q28 When ODRs (office disciplinary referrals) are written, the teacher's word is valued and trusted.

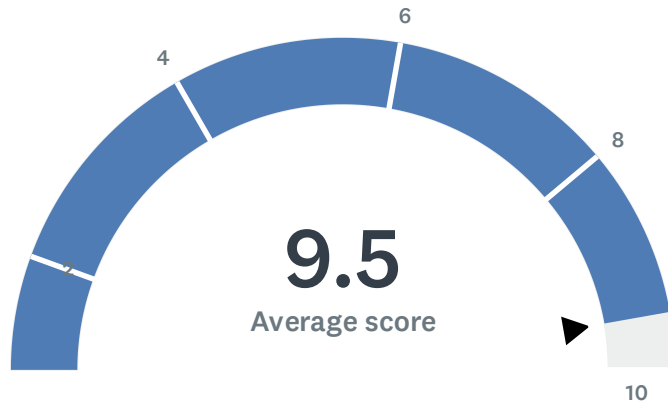
Answered: 12 Skipped: 0



Basic statistics <span style="float: right;">(i)</span>				
Minimum	Maximum	Median	Mean	Standard Deviation
7.00	10.00	10.00	9.42	0.86

## Q29 My site has a positive atmosphere.

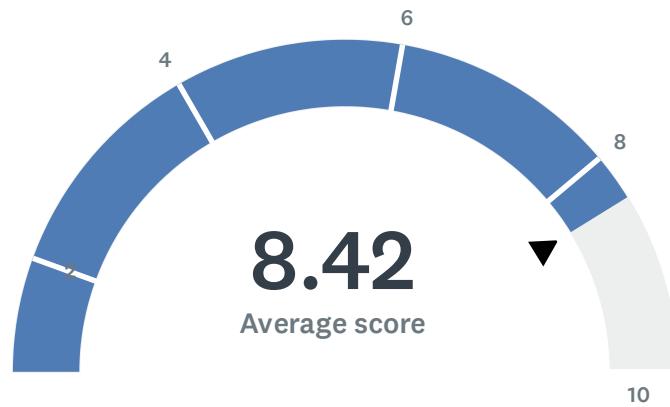
Answered: 12 Skipped: 0



Basic statistics <span>ⓘ</span>				
Minimum	Maximum	Median	Mean	Standard Deviation
8.00	10.00	10.00	9.50	0.76

### Q30 I would recommend my site to other employees and prospective teachers.

Answered: 12 Skipped: 0



Basic statistics <span style="float: right;">(i)</span>				
Minimum	Maximum	Median	Mean	Standard Deviation
4.00	10.00	9.50	8.42	2.18

### Q31 Do you have any final comments, thoughts, or concerns about PBIS, Discipline, and/or Site Atmosphere?

Answered: 2 Skipped: 10

#	RESPONSES
1	Site atmosphere is friendly.
2	Our BIS team is caring and consistently supports the needs of our students. They are compassionate and go out of their way to help students feel safe every day.

## Q32 Do you have any overall comments about your site and/or its administration?

Answered: 1 Skipped: 11

#	RESPONSES	
1	Site supervisors should take a more active role in overall school discipline and support CPAL staff by providing training and tools to de-escalate situations during students' recess.	