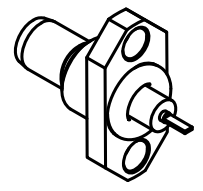
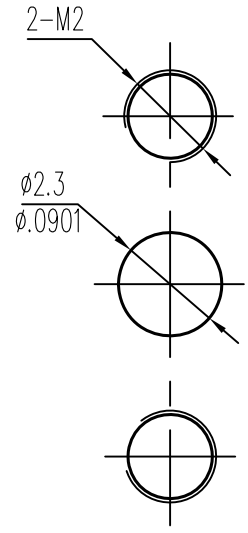
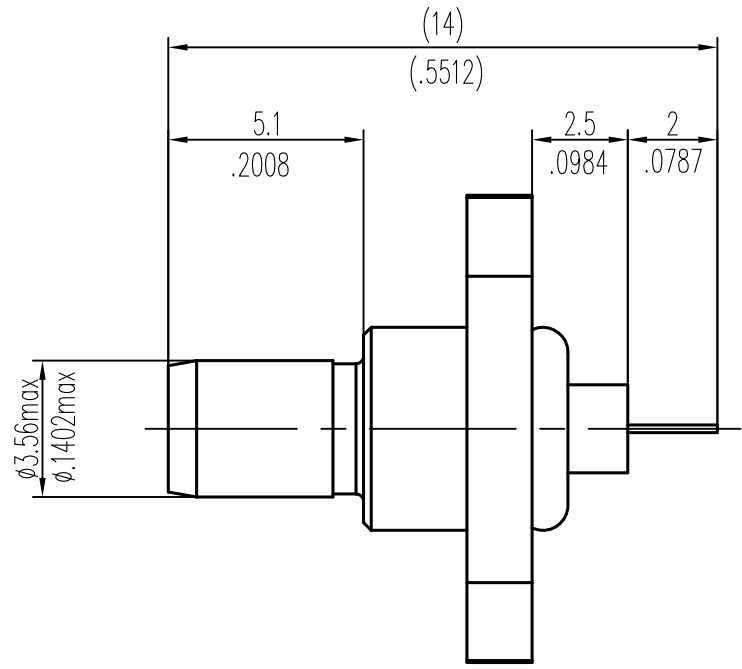


1		2		3		4		5		6	
TECHNICAL SPECIFICATION		METERIAL				FINISH					
FREQUENCY RANGE		DC~28GHz		Inner conductor		Beryllium copper		Gold			
IMPEDANCE		≥5000MΩ		Insulator		PEI		—			
OPERATING TEMP		-55℃~+70℃		Body		Stainless steel 303		Passivated			
VSWR		1.07+0.01F		Nut		Stainless steel 303		Passivated			



UNLESS OTHERWISE SPECIFIED  
 1) ALL DIMENSIONS ARE AFTER PLATING.  
 2) BREAK CORNERS & EDGES.005 R. MAX.  
 3) CHAM. 1ST & LAST THREADS.  
 4) SURFACE ROUGHNESS 63  $\sqrt{\text{MIL-STD-10}}$ .  
 5) DIA S ON COMMON CENTERS TO BE CONCENTRIC WITHIN .004 T.I.R.  
 6) REMOVE ALL BURRS



PROPRIETARY  
 THE INFORMATION CONTAINED IN THIS DRAWING IS THE SOLE PROPERTY OF LANJIAN, INC. WITHOUT THE WRITTEN PERMISSION OF LANJIAN ELECTRONICS, INC IS PROHIBITED.

DRAWN:  
 CHECKED:  
 STANDARDIZATION:  
 APPROVED:

DWG.NO. SBMA-MFD  
 TITLE: SIZE 5:1  
 CAGE CODE: SHEET 1/1