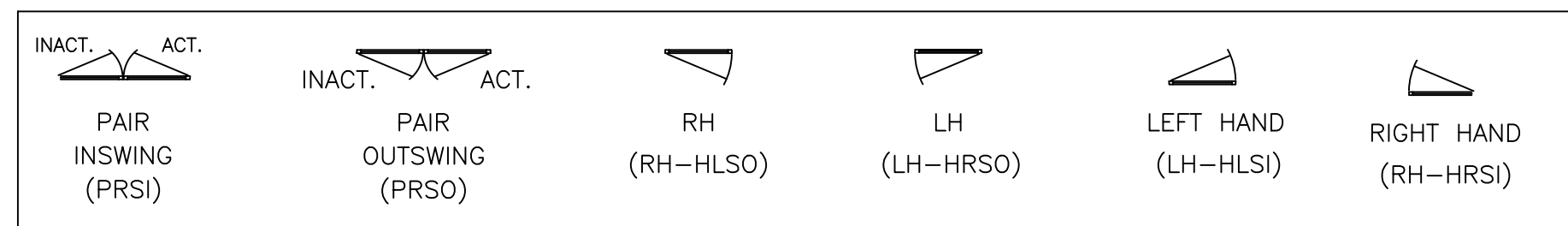


DOOR SCHEDULE					
DOOR	DOOR OPENING SIZE	HAND	FRAMING	FRAME TYPE	DOOR TYPE
T101	6'-0" X 8'-0"	PRSO	1600	CWTG	350T
T102	6'-0" X 8'-0"	PRSO	1600	CWTG	350T
T103	3'-0" X 8'-0"	LH-HRSO	1600	CWTA	350T
101	3'-0" X 8'-0"	LH-HRSO	1600	CWA	350T
102	6'-0" X 8'-0"	PRSO	1600	CWF	350T
103	6'-0" X 8'-0"	PRSO	1600	CWF	350T
104	3'-0" X 8'-0"	RH-HLSO	1600	CWG	350T
107	3'-0" X 8'-0"	LH-HRSO	1600	CWG	350T
108	6'-0" X 8'-0"	PRSO	1600	CWG	350T
109	6'-0" X 8'-0"	PRSO	1600	CWG	350T
301	6'-0" X 8'-9 3/4"	PRSO	1600	CWG	350T



DOOR NOTES:

- DOORS ARE KAWNEER 350T MEDIUM STILE WITH 3 1/2" TOP RAIL AND 10" BOTTOM RAIL. DOORS TO RECEIVE 1" GLASS.
- REVOLVING DOORS ARE NOT BY GRAHAM HODGE.

DOOR HARDWARE NOTES:

- ALL DOOR HARDWARE IS PENDING FURTHER INFORMATION.

CURTAINWALL / STOREFRONT WINDOW SYSTEM SCHEDULE					
WINDOW	PAGE #	FRAMING SYSTEM	DOOR(S)	GLAZING	QUANTITY
CWA	2.01 - 2.04	KAWNEER 1600 SYS. 1 & 2 - 2 1/2" X 7 1/2" ALUMINUM CURTAIN WALL TO ACCEPT 1" GLASS	101	GL2 GL2 T GL3 GL4 T SP 101	1
CWB	2.06 - 2.07	KAWNEER 1600 SYS. 1 & 2 - 2 1/2" X 7 1/2" ALUMINUM CURTAIN WALL TO ACCEPT 1" GLASS	N/A	GL2 GL3 GL4 T SP 101	1
CWF	2.08 - 2.10	KAWNEER 1600 SYS. 1 & 2 - 2 1/2" X 7 1/2" ALUMINUM CURTAIN WALL TO ACCEPT 1" GLASS	102 103	GL2 GL2 T GL3 GL4 GL4 T SP 101	1
CWG	2.12 - 2.14	KAWNEER 1600 SYS. 1 & 2 - 2 1/2" X 7 1/2" ALUMINUM CURTAIN WALL TO ACCEPT 1" GLASS	104 107 108 109 301	GL2 GL2 T GL3 GL4 GL4 T SP 101	1
CWTA	2.18 - 2.20	KAWNEER 1600 SYS. 1 & 2 - 2 1/2" X 7 1/2" ALUMINUM CURTAIN WALL TO ACCEPT 1" GLASS	T103	GL2 GL2 T GL3 GL4 T SP 101	1
CWTB	2.21 - 2.22	KAWNEER 1600 SYS. 1 & 2 - 2 1/2" X 7 1/2" ALUMINUM CURTAIN WALL TO ACCEPT 1" GLASS	N/A	GL2 GL3 GL4 T SP 101	1
CWTG	2.23 - 2.24	KAWNEER 1600 SYS. 1 & 2 - 2 1/2" X 7 1/2" ALUMINUM CURTAIN WALL TO ACCEPT 1" GLASS	T101 T102	GL2 GL2 T GL3 GL4 T SP 101	1
CWTI	2.25	KAWNEER 1600 SYS. 1 & 2 - 2 1/2" X 7 1/2" ALUMINUM CURTAIN WALL TO ACCEPT 1" GLASS	N/A	GL2 GL3 GL4 T	1

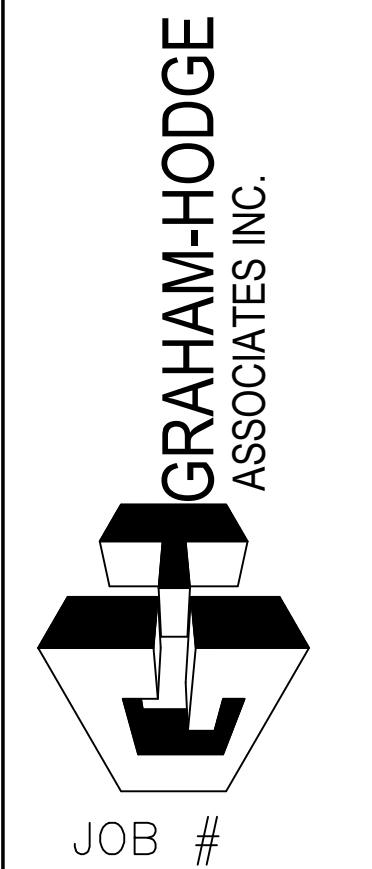
GLASS SCHEDULE

SYMBOL	DESCRIPTION (SEE SUBMITTALS)
GL2	1" INSULATED VISION GLASS - 1/4" CRYSTAL GRAY HEAT STRENGTHENED W/ SNX 62/27 (#2) - 1/2" AIR SPACE W/ BLACK COLORED SPACER - 1/4" CLEAR HEAT STRENGTHENED
GL2 T	1" INSULATED VISION GLASS - 1/4" CRYSTAL GRAY TEMPERED W/ SNX 62/27 (#2) - 1/2" AIR SPACE W/ BLACK COLORED SPACER - 1/4" CLEAR TEMPERED
GL2 S	1" INSULATED SPANDREL GLASS - 1/4" CRYSTAL GRAY HEAT STRENGTHENED W/ SNX 62/27 (#2) - 1/2" AIR SPACE W/ BLACK COLORED SPACER - 1/4" CLEAR HEAT STRENGTHENED W/ OPACICOAT SPANDREL - COLOR T.B.D. (#4) ***NOT USED IN THIS SUBMITTAL***
GL3	1" INSULATED SPANDREL GLASS - 1/4" CRYSTAL GRAY HEAT STRENGTHENED W/ SNX 62/27 (#2) - 1/2" AIR SPACE W/ BLACK COLORED SPACER - 1/4" CLEAR HEAT STRENGTHENED W/ CERAMIC FRIT 1" HORIZONTAL LINES SPACED 2" O.C. - COLOR T.B.D. (#3) & OPACICOAT SPANDREL - COLOR T.B.D. (#4)
GL4	1" INSULATED VISION GLASS W/ LINES - 1/4" CRYSTAL GRAY HEAT STRENGTHENED W/ SNX 62/27 (#2) - 1/2" AIR SPACE W/ BLACK COLORED SPACER - 1/4" CLEAR HEAT STRENGTHENED W/ CERAMIC FRIT 1" HORIZONTAL LINES SPACED 2" O.C. - COLOR T.B.D. (#3)
GL4 T	1" INSULATED VISION GLASS W/ LINES - 1/4" CRYSTAL GRAY TEMPERED W/ SNX 62/27 (#2) - 1/2" AIR SPACE W/ BLACK COLORED SPACER - 1/4" CLEAR TEMPERED W/ CERAMIC FRIT 1" HORIZONTAL LINES SPACED 2" O.C. - COLOR T.B.D. (#3)
SP 101	1" METAL PANEL - EXTERIOR SHEET METAL - COLOR T.B.D. - OVER CORELITE SUBSTRATE W/ RETURNED EDGES - 2.5 LB DENSITY POLYSTYRENE - INTERIOR SHEET METAL - RANDOM COLOR - OVER CORELITE SUBSTRATE

FINISH:
TO BE DETERMINED

REV	DESCRIPTION	DATE
1	1ST REVISION	07/20/21
2	2ND REVISION	08/26/21
3	3RD REVISION (RUSH/REWORK)	09/10/21

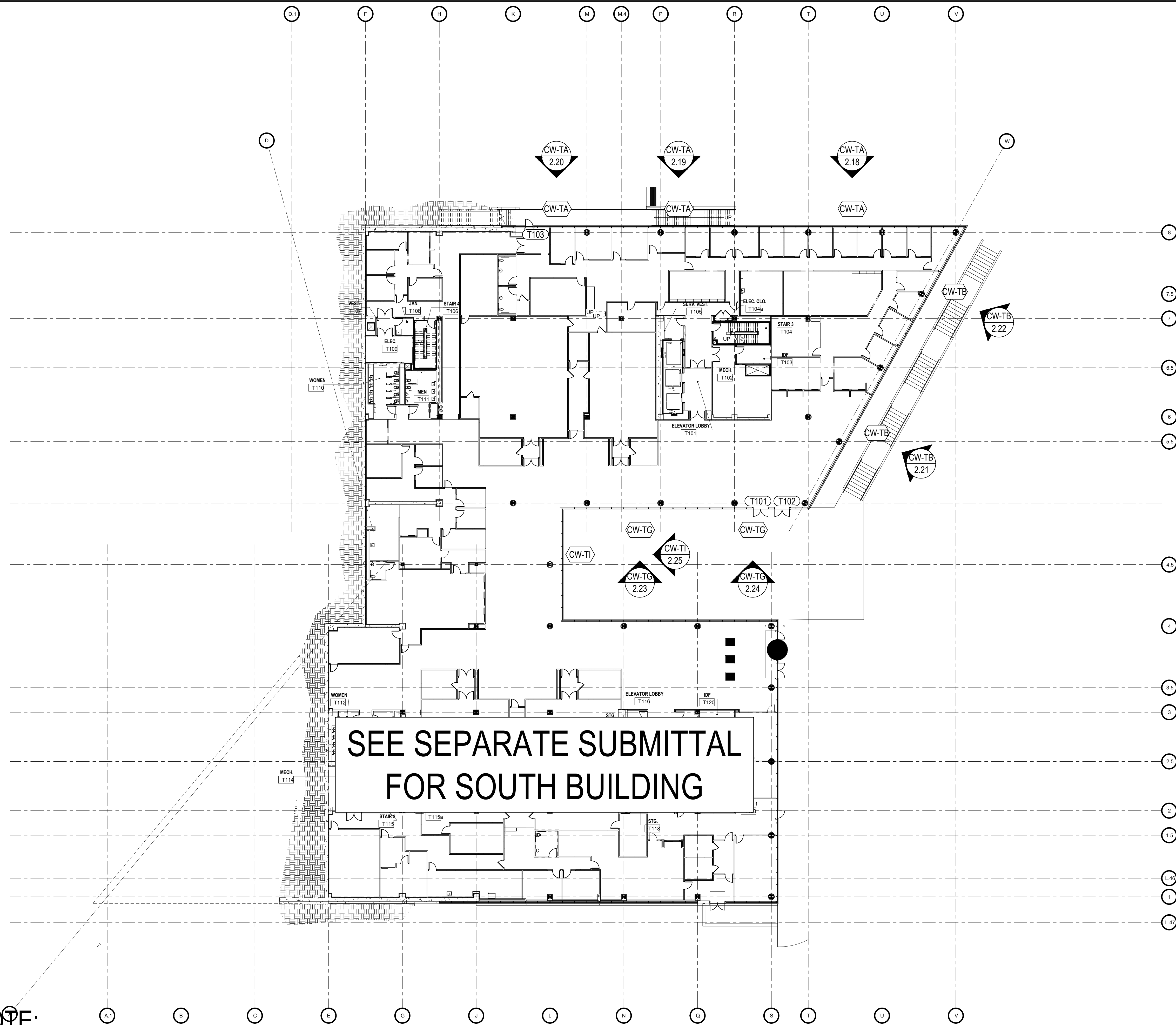
GREENVILLE COUNTY ADMINISTRATION
NORTH BUILDING
GREENVILLE, SC



DRAWN BY:	DATE:
RA	05.17.21
CHECKED BY:	DATE:
EW	05.17.21

ARCH / G.C. NOTE:

FLOOR PLANS ARE PROVIDED FOR OPENING TYPE LOCATION ONLY. REFER TO SPECIFIC MARK ELEVATIONS FOR SIZE REFERENCE DIMENSIONING, MULLION SPACING, ETC.



TERRACE LEVEL - OVERALL FLOOR PLAN

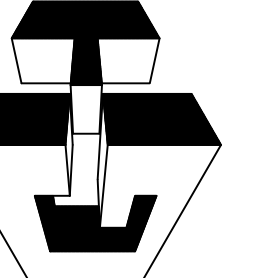
NTS

ARCH. REF.: A2.0.6

REV.	DESCRIPTION	DATE
1	1ST REVISION	07/20/21
2	2ND REVISION	08/26/21
3	3RD REVISION (ENGINEERING)	09/17/21

**GREENVILLE COUNTY ADMINISTRATION
NORTH BUILDING
GREENVILLE, SC**

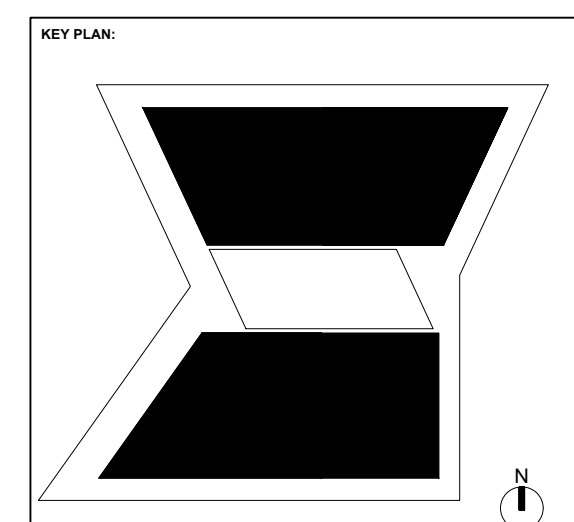
**GRAHAM-HODGE
ASSOCIATES INC.**



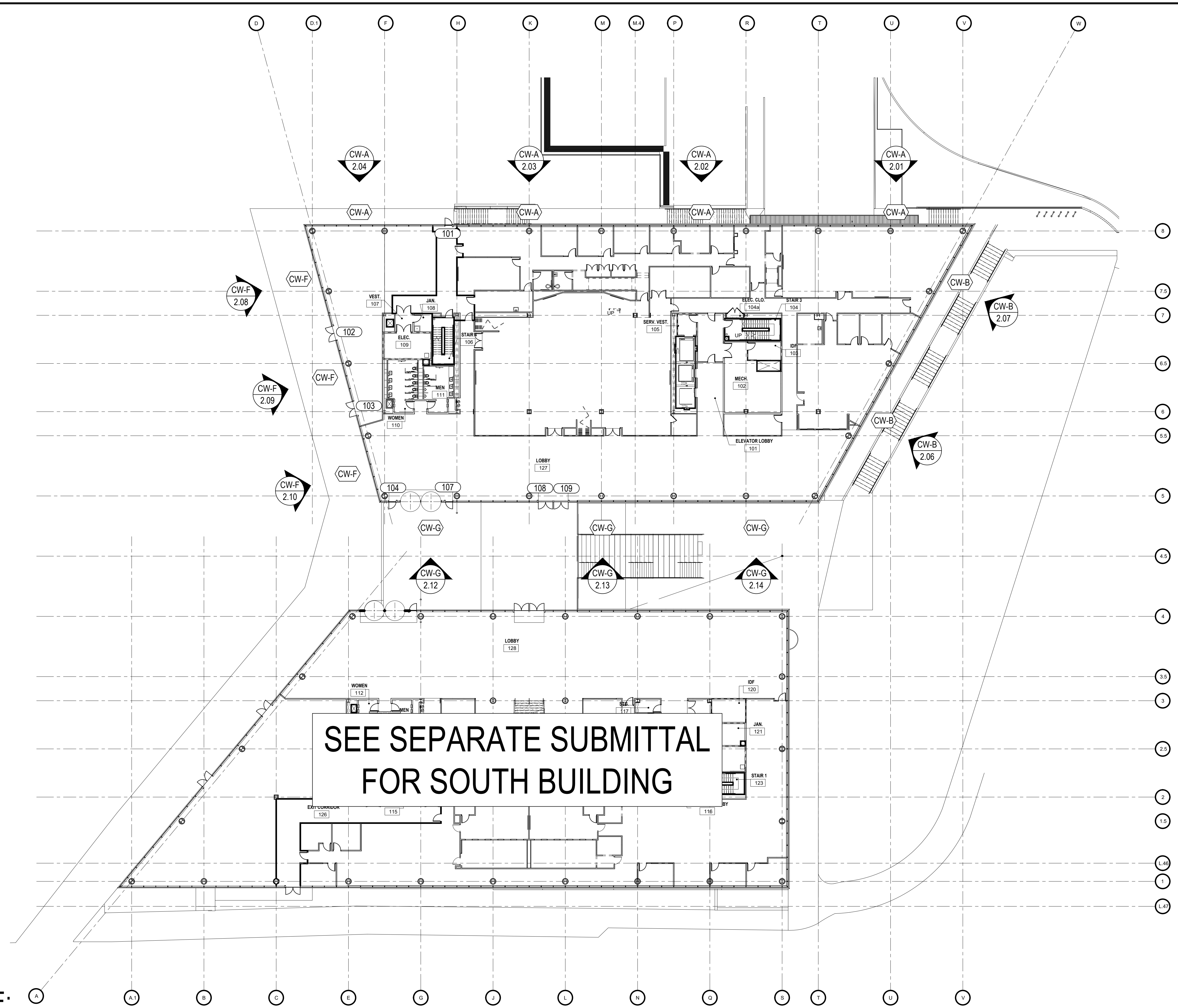
JOB #

DRAWN BY:	DATE:
RA	05.17.21
CHECKED BY:	DATE:
EW	05.17.21

1.01



DRAWING SUBMISSION



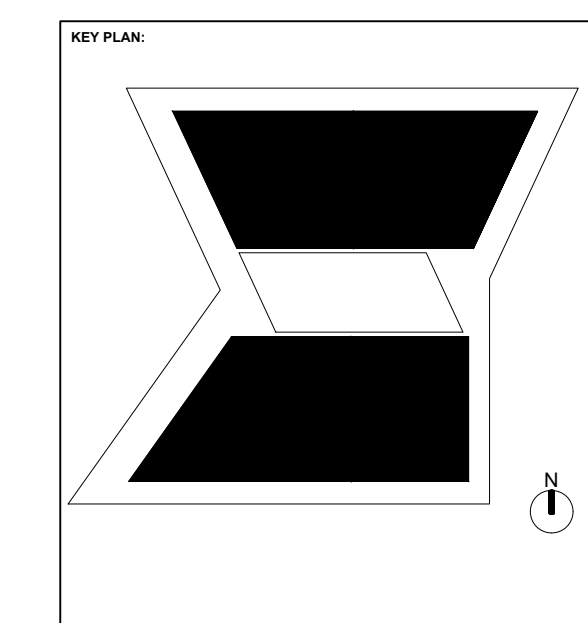
ARCH / G.C. NOTE:

FLOOR PLANS ARE PROVIDED FOR OPENING TYPE LOCATION ONLY. REFER TO SPECIFIC MARK ELEVATIONS FOR SIZE REFERENCE DIMENSIONING, MULLION SPACING, ETC.

LEVEL 01 - OVERALL FLOOR PLAN

NTS

ARCH. REF.: A2.0.7



REV	DESCRIPTION	DATE
1	1ST REVISION	07/20/21
2	2ND REVISION	08/26/21
3	3RD REVISION (ENGINEERING)	09/13/21

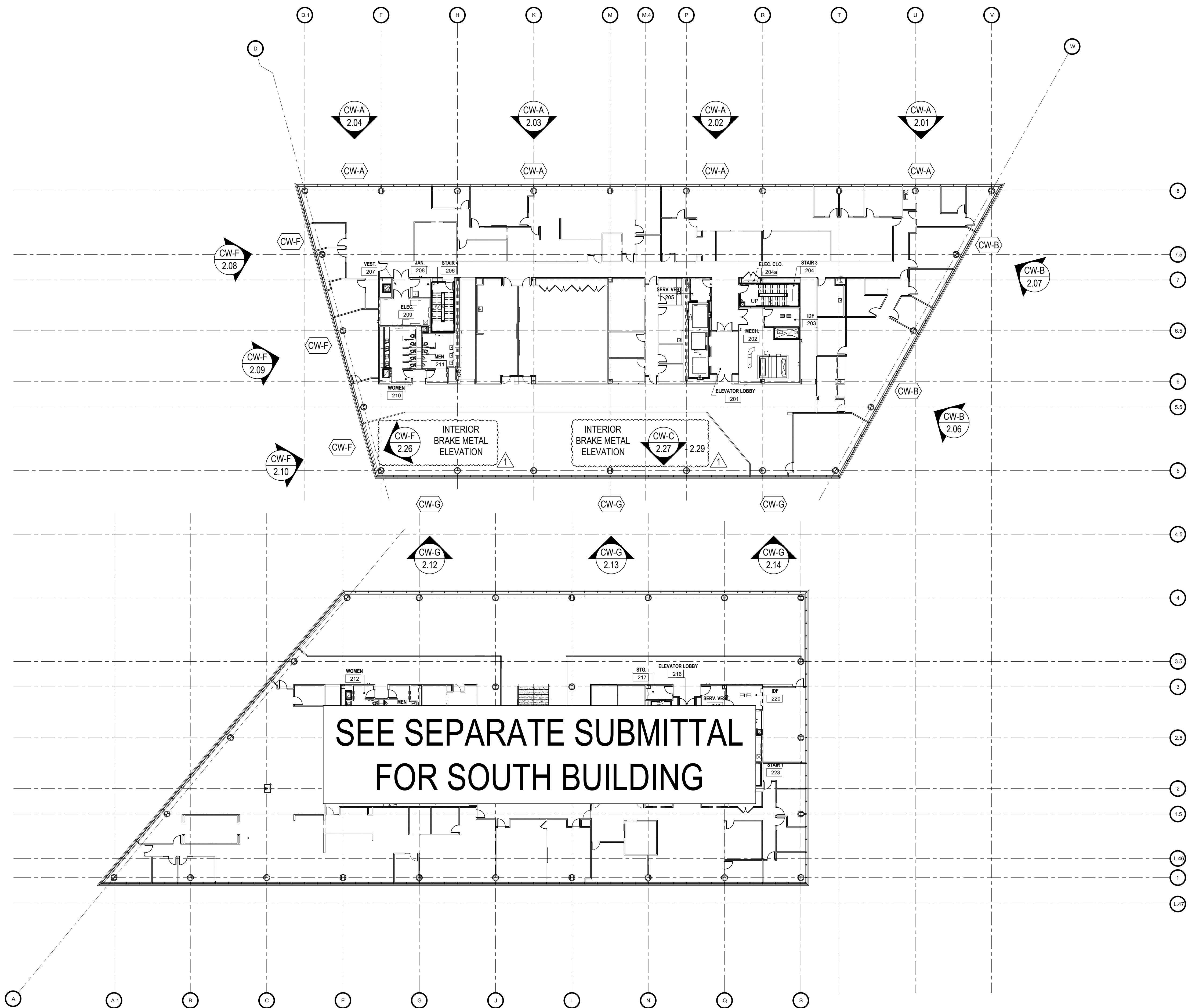
**GREENVILLE COUNTY ADMINISTRATION
NORTH BUILDING
GREENVILLE, SC**

**GRAHAM-HODGE
ASSOCIATES INC.**

DRAWN BY:	DATE:
RA	05.17.21
CHECKED BY:	DATE:
EW	05.17.21

1.02

DRAWING SUBMISSION



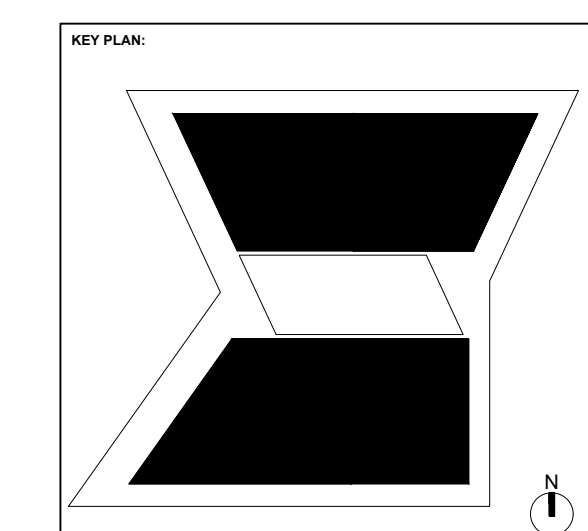
ARCH / G.C. NOTE:

FLOOR PLANS ARE PROVIDED FOR OPENING TYPE LOCATION ONLY. REFER TO SPECIFIC MARK ELEVATIONS FOR SIZE REFERENCE DIMENSIONING, MULLION SPACING, ETC.

LEVEL 02 - OVERALL FLOOR PLAN

NTS

ARCH. REF.: A2.0.8



REV.	DESCRIPTION	DATE
1	1ST REVISION	07/20/21
2	2ND REVISION	08/26/21
3	3RD REVISION (ENGINEERING)	09/10/21

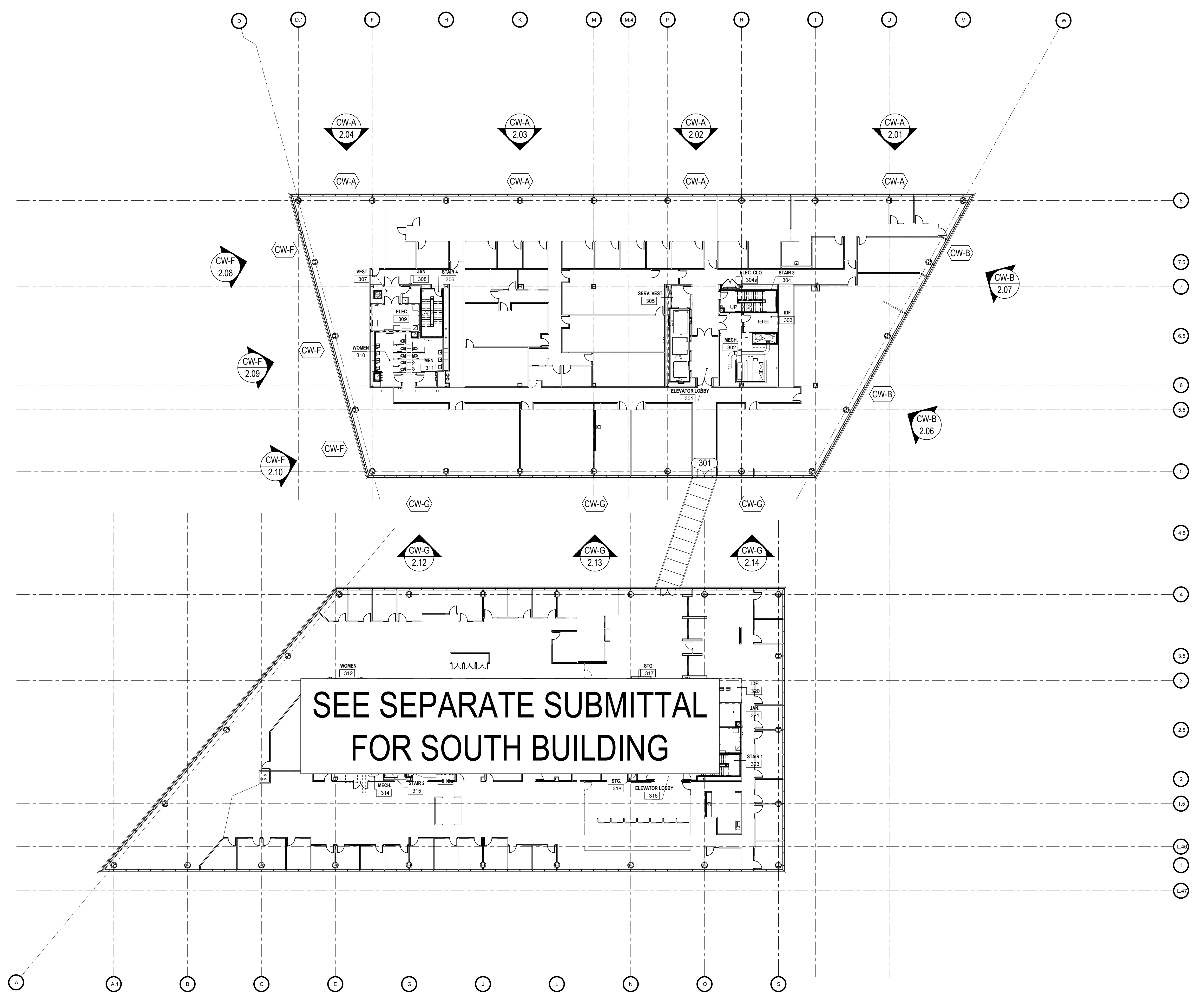
**GREENVILLE COUNTY ADMINISTRATION
NORTH BUILDING
GREENVILLE, SC**

**GRAHAM-HODGE
ASSOCIATES INC.**

DRAWN BY:	DATE:
RA	05.17.21
CHECKED BY:	DATE:
EW	05.17.21

1.03

DRAWING SUBMISSION



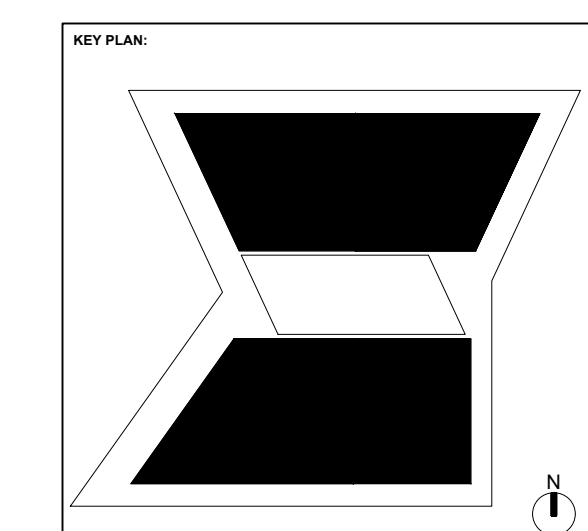
ARCH / G.C. NOTE:

FLOOR PLANS ARE PROVIDED FOR OPENING TYPE LOCATION ONLY. REFER TO SPECIFIC MARK ELEVATIONS FOR SIZE REFERENCE DIMENSIONING, MULLION SPACING, ETC.

LEVEL 03 - OVERALL FLOOR PLAN

NTS

ARCH. REF.: A2.0.9



REV.	DESCRIPTION	DATE
1	1ST REVISION	07/20/21
2	2ND REVISION	08/25/21
3	3RD REVISION (ENGINEERING)	09/17/21

DRAWING SUBMISSION

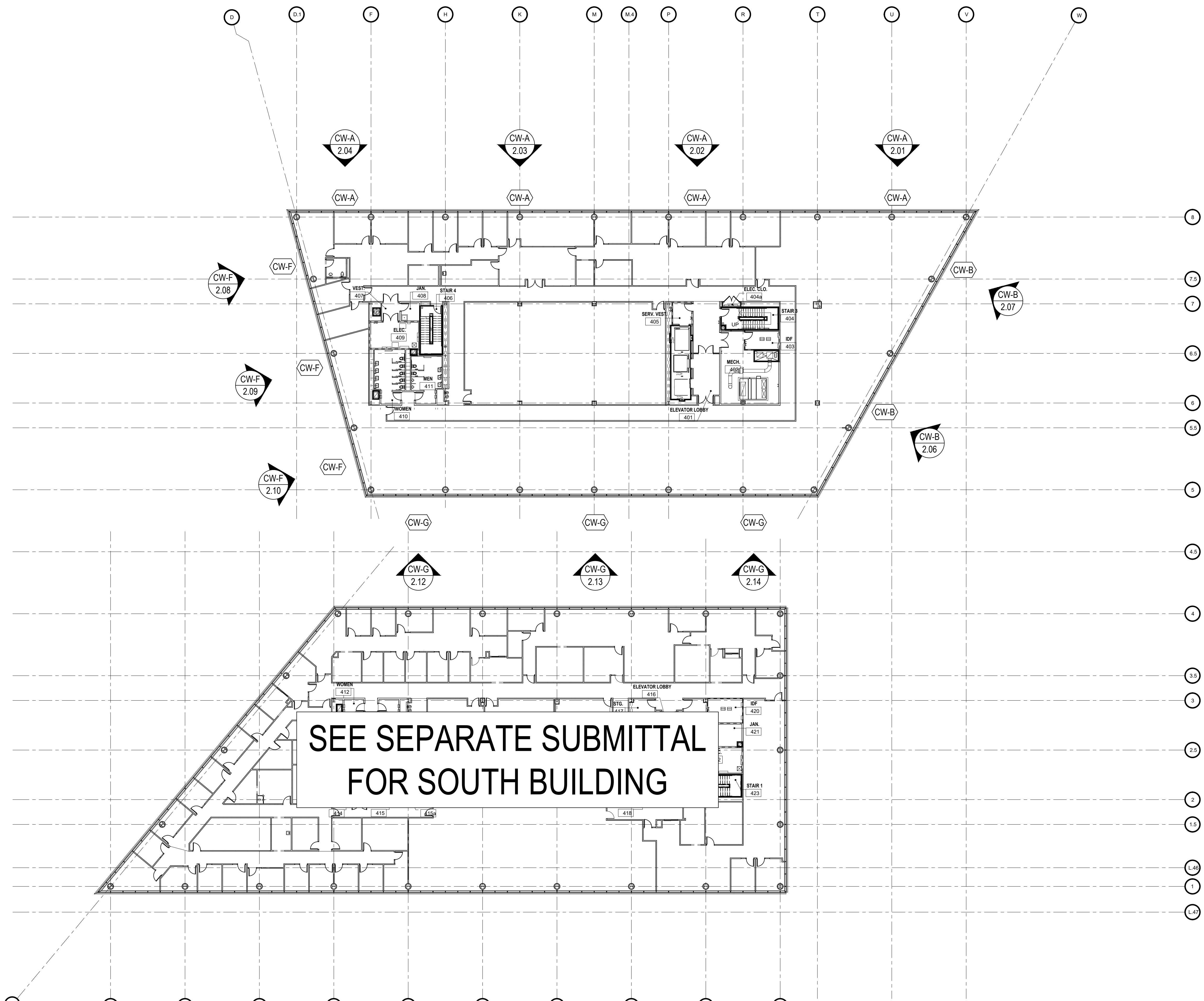
**GREENVILLE COUNTY ADMINISTRATION
NORTH BUILDING
GREENVILLE, SC**

**GRAHAM-HODGE
ASSOCIATES INC.**

DRAWN BY:	DATE:
RA	05.17.21
CHECKED BY:	DATE:
EW	05.17.21

JOB #

1.04



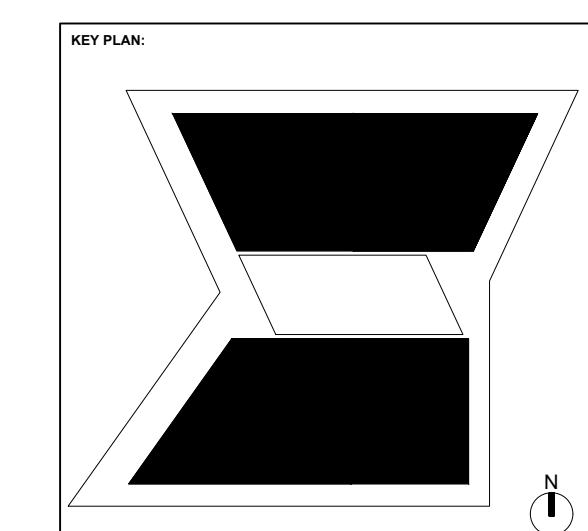
ARCH / G.C. NOTE:

FLOOR PLANS ARE PROVIDED FOR OPENING TYPE LOCATION ONLY. REFER TO SPECIFIC MARK ELEVATIONS FOR SIZE REFERENCE DIMENSIONING, MULLION SPACING, ETC.

LEVEL - 04 - OVERALL FLOOR PLAN

NTS

ARCH. REF.: A2.0.10



REV.	DESCRIPTION	DATE
1	1ST REVISION	07/20/21
2	2ND REVISION	08/26/21
3	3RD REVISION (ENGINEERING)	09/13/21

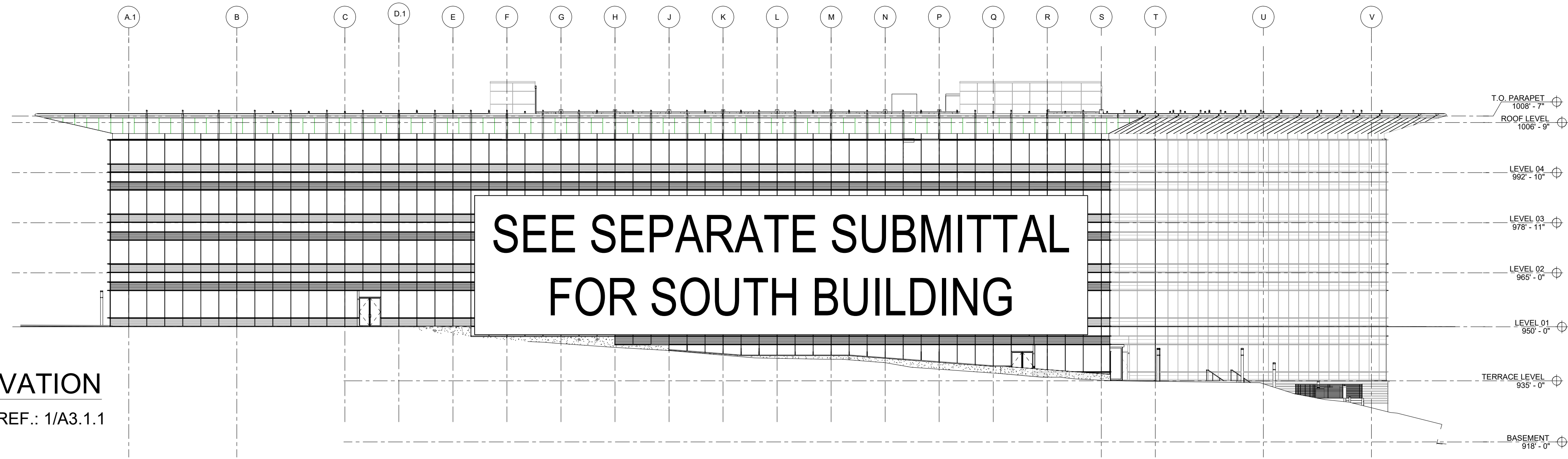
**GREENVILLE COUNTY ADMINISTRATION
NORTH BUILDING
GREENVILLE, SC**

**GRAHAM-HODGE
ASSOCIATES INC.**

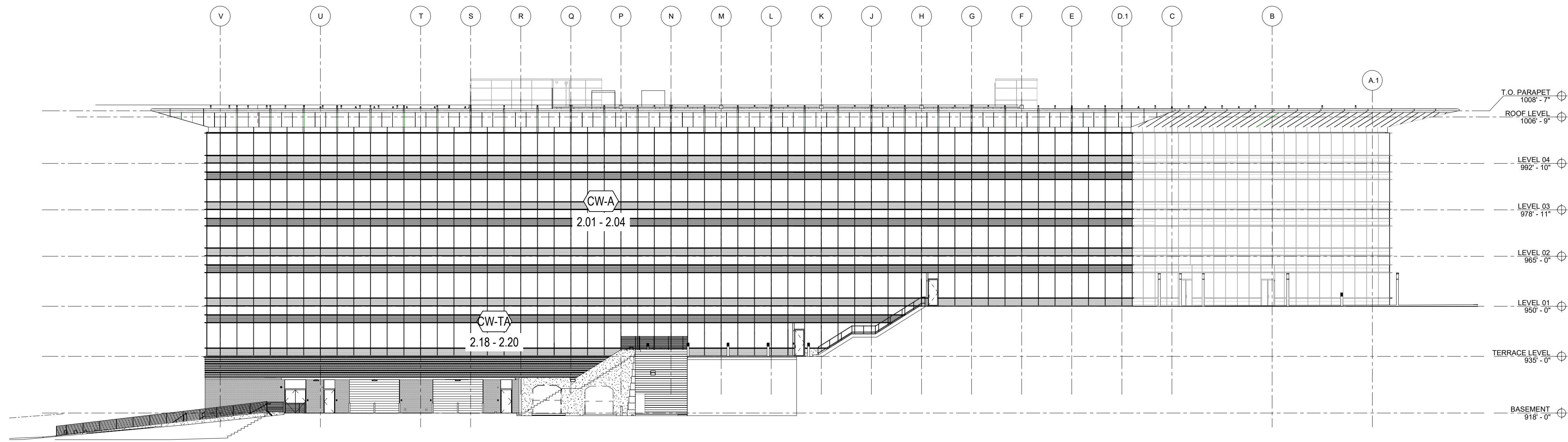
DRAWN BY:	DATE:
RA	05.17.21
CHECKED BY:	DATE:
EW	05.17.21

1.05

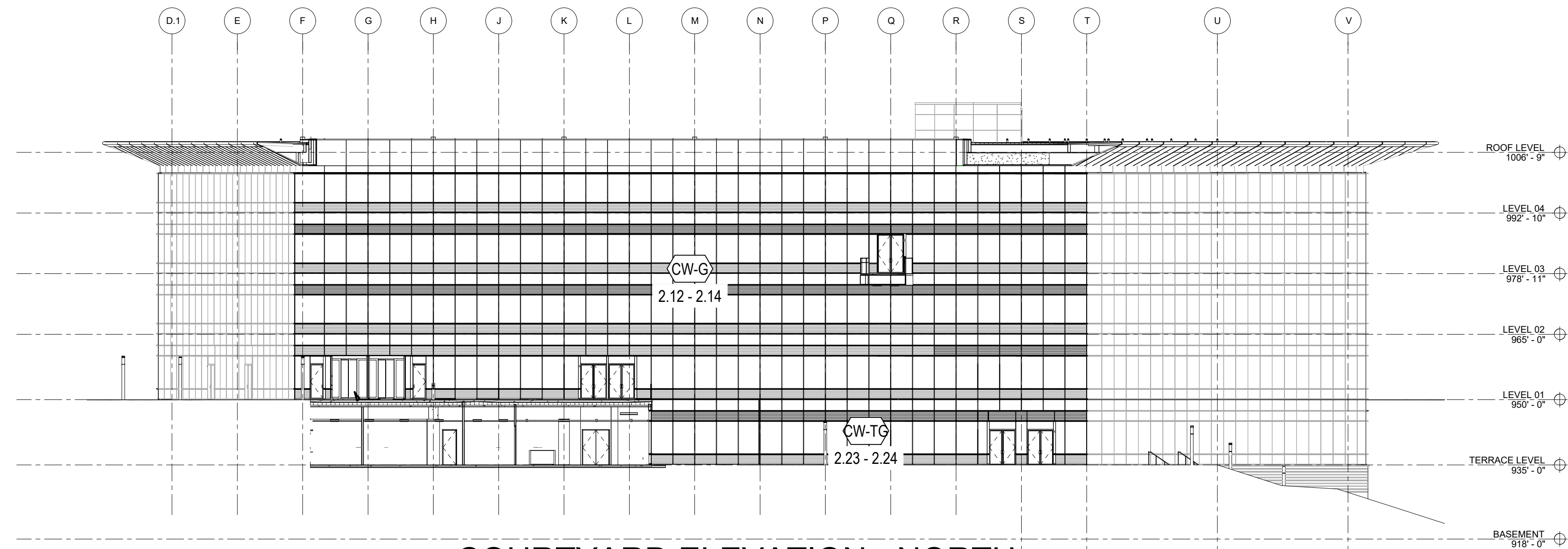
DRAWING SUBMISSION



SOUTH ELEVATION
NTS ARCH. REF.: 1/A3.1.1



NORTH ELEVATION
NTS ARCH. REF.: 2/A3.1.1



COURTYARD ELEVATION - NORTH
NTS ARCH. REF.: 3/A3.1.1

ARCH / G.C. NOTE:

FLOOR PLANS ARE PROVIDED FOR OPENING TYPE LOCATION ONLY. REFER TO SPECIFIC MARK ELEVATIONS FOR SIZE REFERENCE DIMENSIONING, MULLION SPACING, ETC.

REV	DESCRIPTION	DATE
1	1ST REVISION	07/20/21
2	2ND REVISION	08/26/21
3	3RD REVISION (ENGINEERING)	09/01/21

GREENVILLE COUNTY ADMINISTRATION
NORTH BUILDING
 GREENVILLE, SC

GRAHAM-HODGE
 ASSOCIATES INC.

JOB #

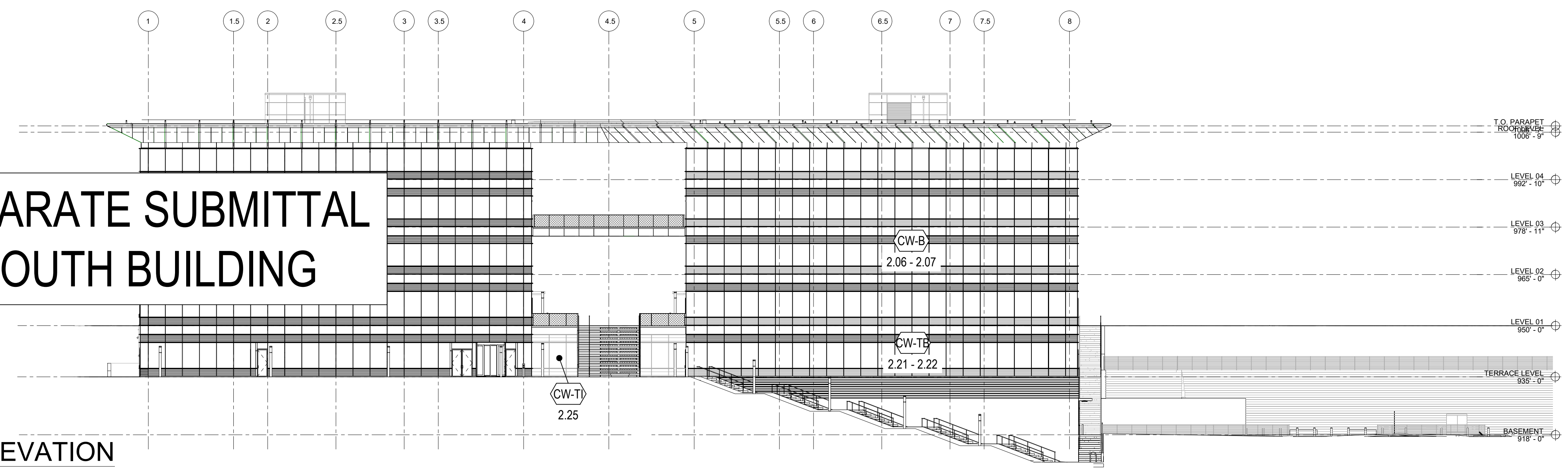
DRAWN BY:	DATE:
RA	05.17.21
CHECKED BY:	DATE:
EW	05.17.21

1.06

DRAWING SUBMISSION

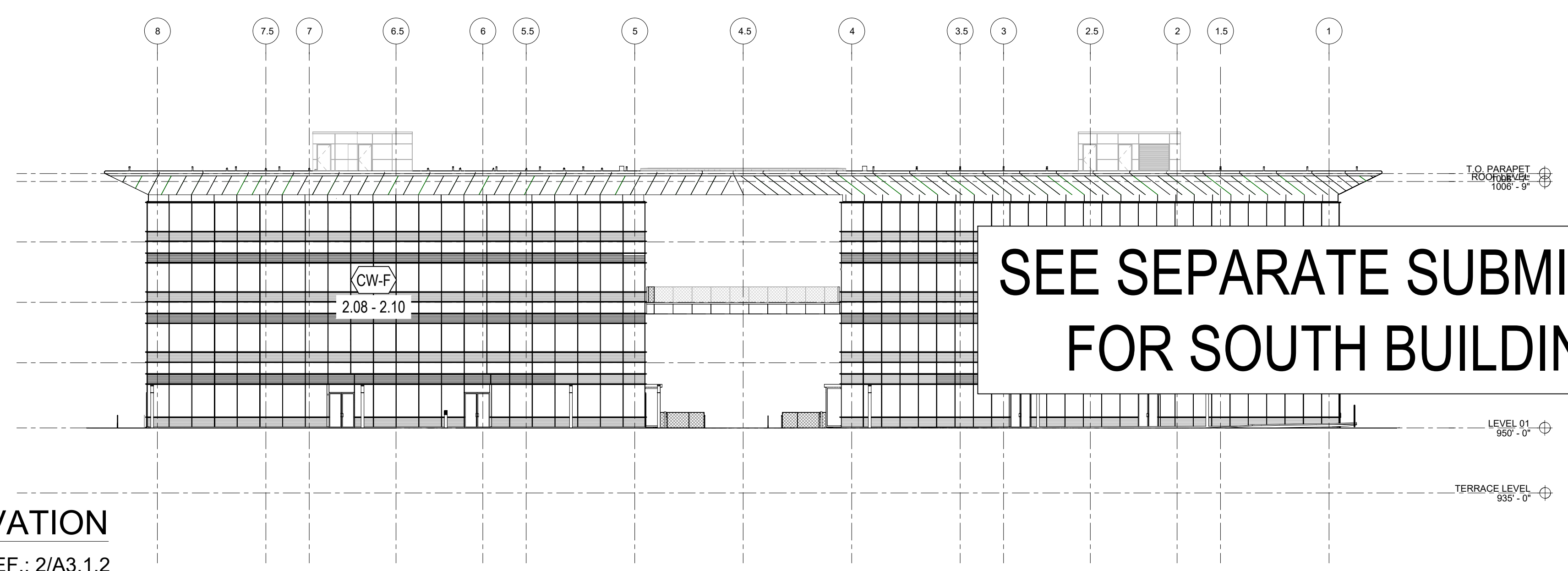
SEE SEPARATE SUBMITTAL
FOR SOUTH BUILDING

EAST ELEVATION
NTS ARCH. REF.: 1/A3.1.2



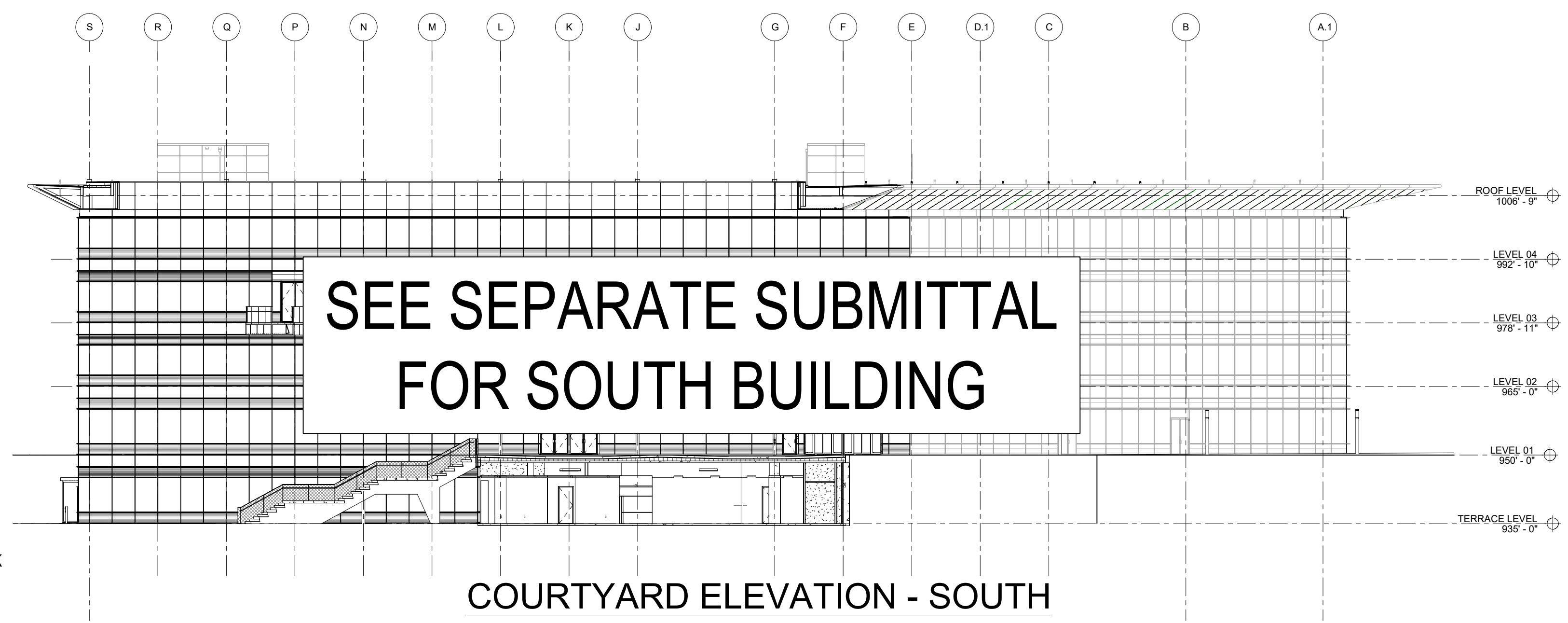
SEE SEPARATE SUBMITTAL
FOR SOUTH BUILDING

WEST ELEVATION
NTS ARCH. REF.: 2/A3.1.2



SEE SEPARATE SUBMITTAL
FOR SOUTH BUILDING

COURTYARD ELEVATION - SOUTH
NTS ARCH. REF.: 3/A3.1.2



ARCH / G.C. NOTE:

FLOOR PLANS ARE PROVIDED FOR OPENING TYPE LOCATION ONLY. REFER TO SPECIFIC MARK ELEVATIONS FOR SIZE REFERENCE DIMENSIONING, MULLION SPACING, ETC.

REV.	DESCRIPTION	DATE
1	1ST REVISION	07/20/21
2	2ND REVISION	08/24/21
3	3RD REVISION (ENGINEERING)	09/01/21

GREENVILLE COUNTY ADMINISTRATION
NORTH BUILDING
GREENVILLE, SC

GRAHAM-HODGE
ASSOCIATES INC.

JOB #

DRAWN BY:	DATE:
RA	05.17.21
CHECKED BY:	DATE:
EW	05.17.21

1.07

DRAWING SUBMISSION



LEVEL 04
992' - 10"



LEVEL 03
978' - 11"



LEVEL 02
965' - 0"



LEVEL 01
950' - 0"

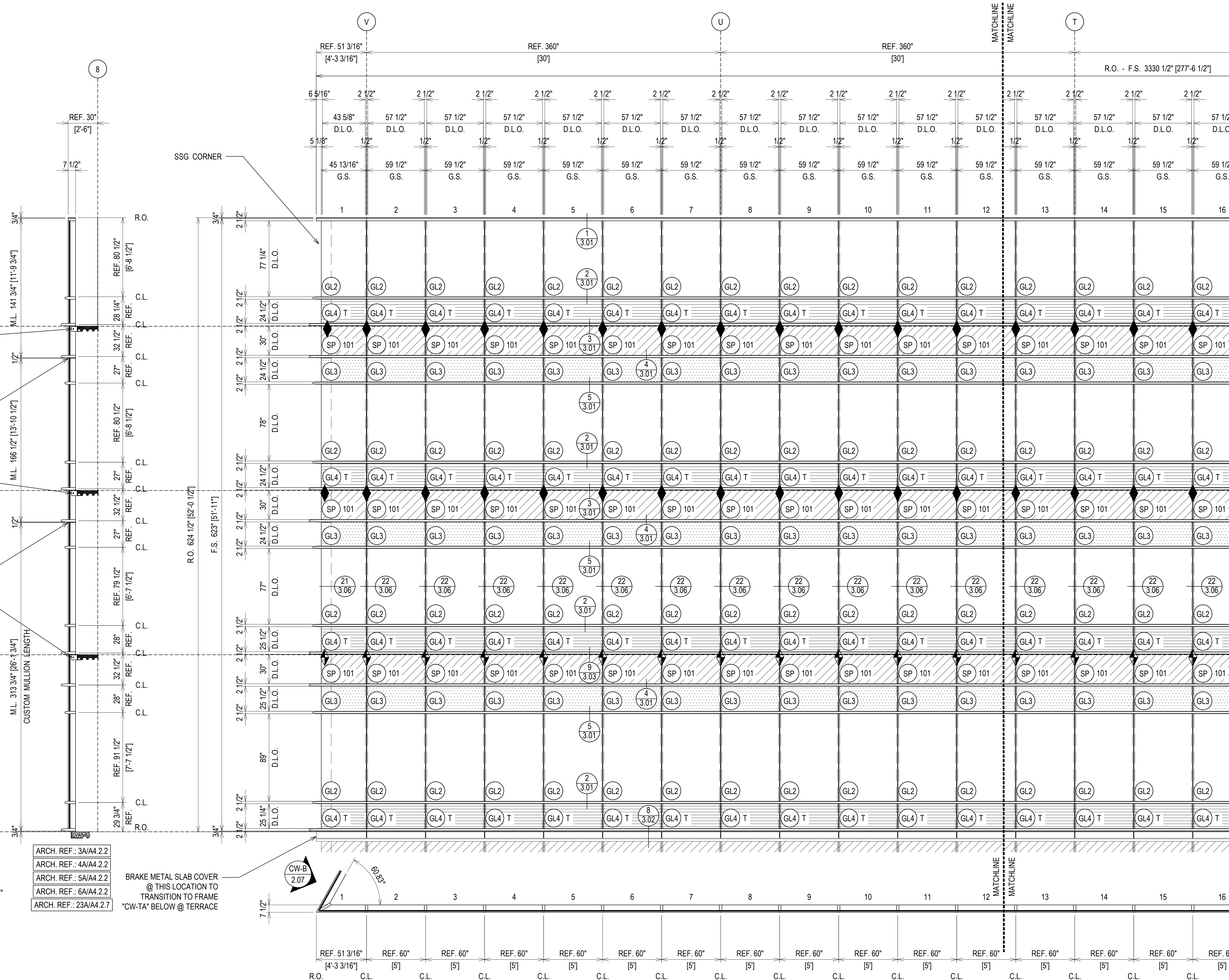
ELEVATION CW-A

SCALE: 1/4" = 1'-0"
KAWNEER 1600 SYS. 1 & 2 - 2 1/2" X 7 1/2"
EXTERIOR CURTAIN WALL
1" INSULATED GLASS
QUANTITY: 1

- ARCH. REF.: 3A/A4.2.2
- ARCH. REF.: 4A/A4.2.2
- ARCH. REF.: 5A/A4.2.2
- ARCH. REF.: 6A/A4.2.2
- ARCH. REF.: 23A/A4.2.7

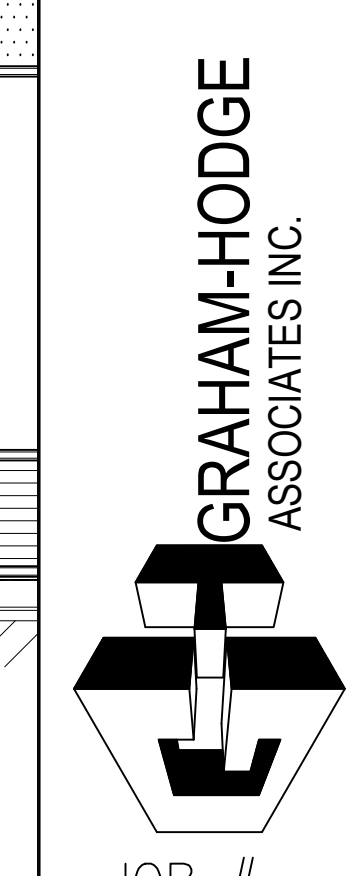
BRAKE METAL SLAB COVER
@ THIS LOCATION TO
TRANSITION TO FRAME
"CW-TA" BELOW @ TERRACE

ERECTOR / G.C. NOTE:
PLEASE FIELD VERIFY ALL DIMENSIONS



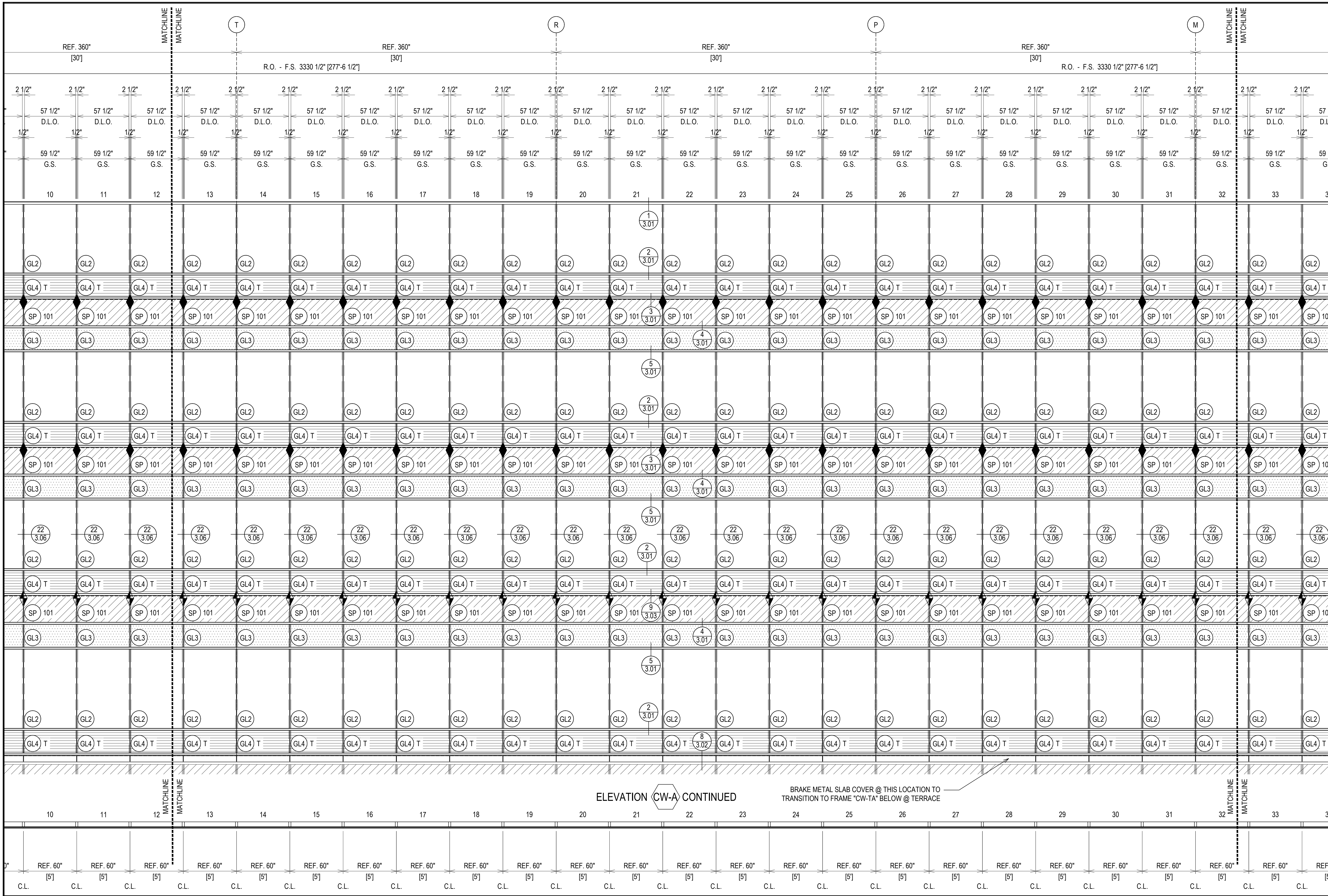
REV	DESCRIPTION	DATE
1	1ST REVISION	07/20/21
2	2ND REVISION	08/26/21
3	3RD REVISION (ENGINEERING)	09/10/21
NO	DRAWING SUBMISSION	

GREENVILLE COUNTY ADMINISTRATION NORTH BUILDING GREENVILLE, SC




DRAWN BY:	DATE:
RA	05.17.21
CHECKED BY:	DATE:
EW	05.17.21

JOB #
2.01

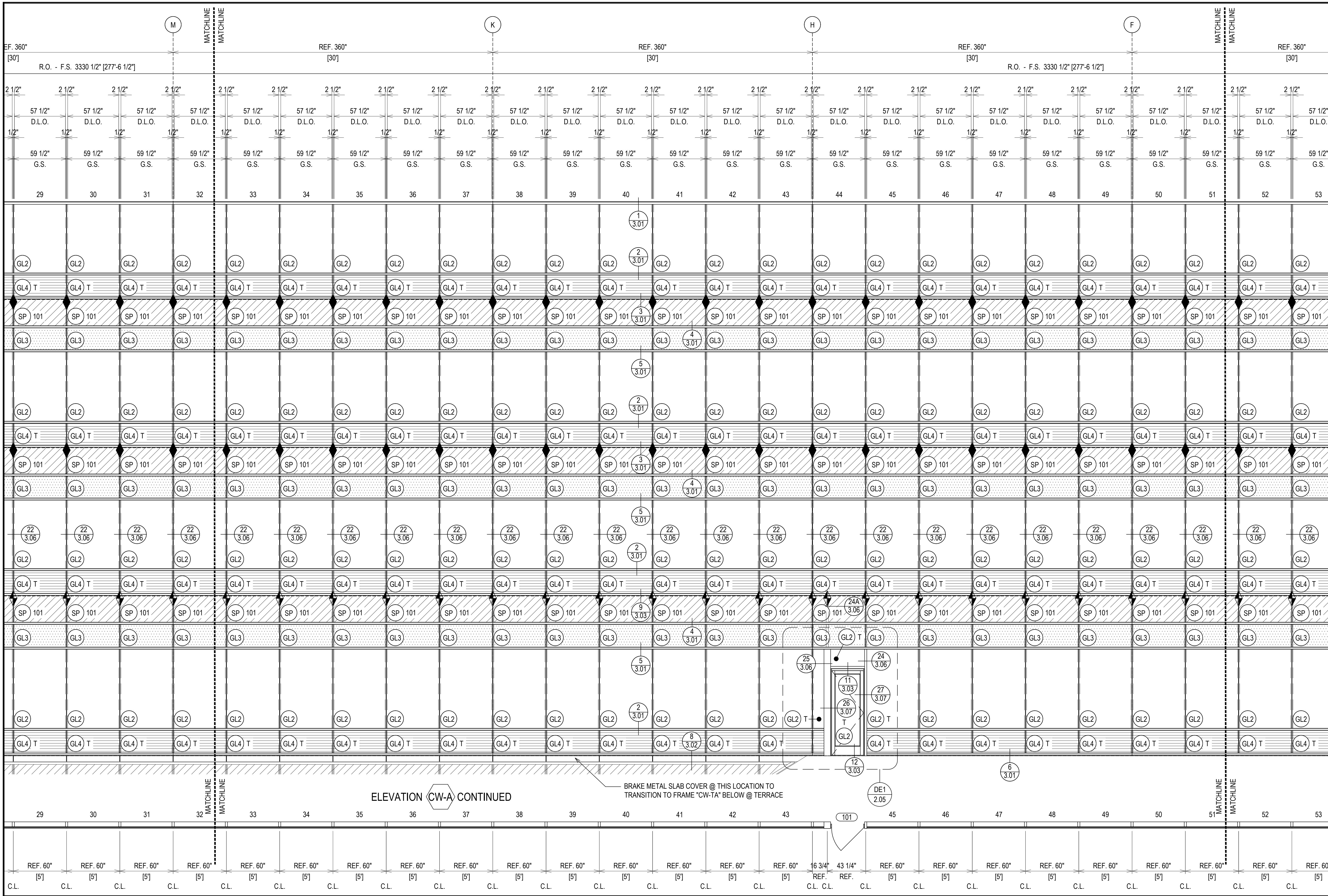


DATE	DESCRIPTION
07/20/21	1ST REVISION
08/26/21	2ND REVISION
09/13/21	3RD REVISION (ENGINEERING)
	DESCRIPTION
	DRAWING SUBMISSION

GREENVILLE COUNTY ADMINISTRATION
NORTH BUILDING
GREENVILLE, SC




DRAWN BY:	DATE:
RA	05.17.21
CHECKED BY:	DATE:
EW	05.17.21

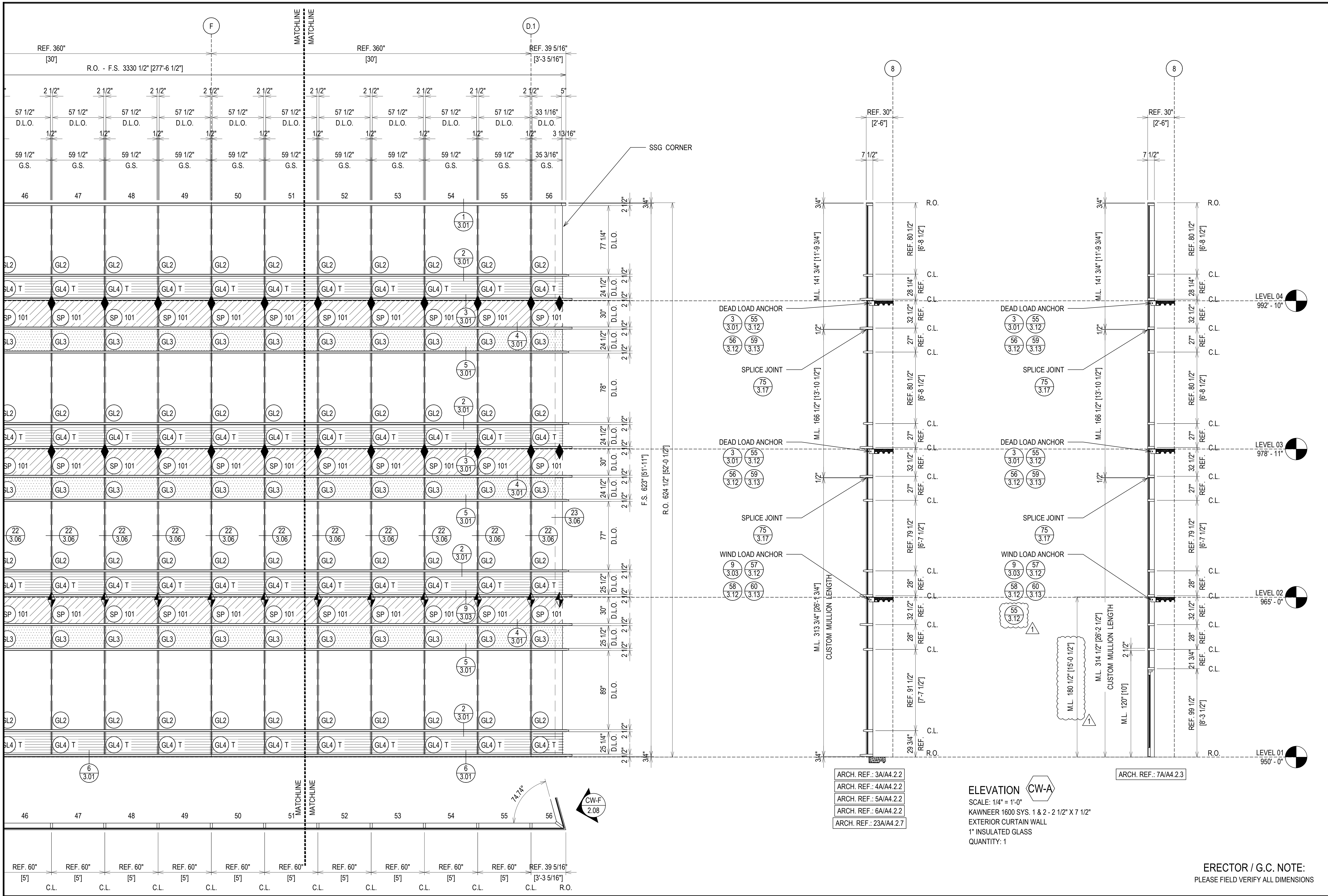


REV	DESCRIPTION	DATE
1	1ST REVISION	07/20/21
2	2ND REVISION	08/26/21
3	3RD REVISION (ENGINEERING)	09/01/21
NO	DESCRIPTION	

GREENVILLE COUNTY ADMINISTRATION
 NORTH BUILDING
 GREENVILLE, SC



DRAWN BY:	DATE:
RA	05.17.21
CHECKED BY:	DATE:
EW	05.17.21




- ARCH. REF.: 3A/A4.2.2
- ARCH. REF.: 4A/A4.2.2
- ARCH. REF.: 5A/A4.2.2
- ARCH. REF.: 6A/A4.2.2
- ARCH. REF.: 23A/A4.2.7

ELEVATION CW-A
 SCALE: 1/4" = 1'-0"
 KAWNEER 1600 SYS. 1 & 2 - 2 1/2" X 7 1/2"
 EXTERIOR CURTAIN WALL
 1" INSULATED GLASS
 QUANTITY: 1

ERECTOR / G.C. NOTE:
 PLEASE FIELD VERIFY ALL DIMENSIONS

REV.	DESCRIPTION	DATE
1	1ST REVISION	07/20/21
2	2ND REVISION	08/25/21
3	3RD REVISION (ENGINEERING)	09/13/21
NO	DESCRIPTION	

**GREENVILLE COUNTY ADMINISTRATION
 NORTH BUILDING
 GREENVILLE, SC**

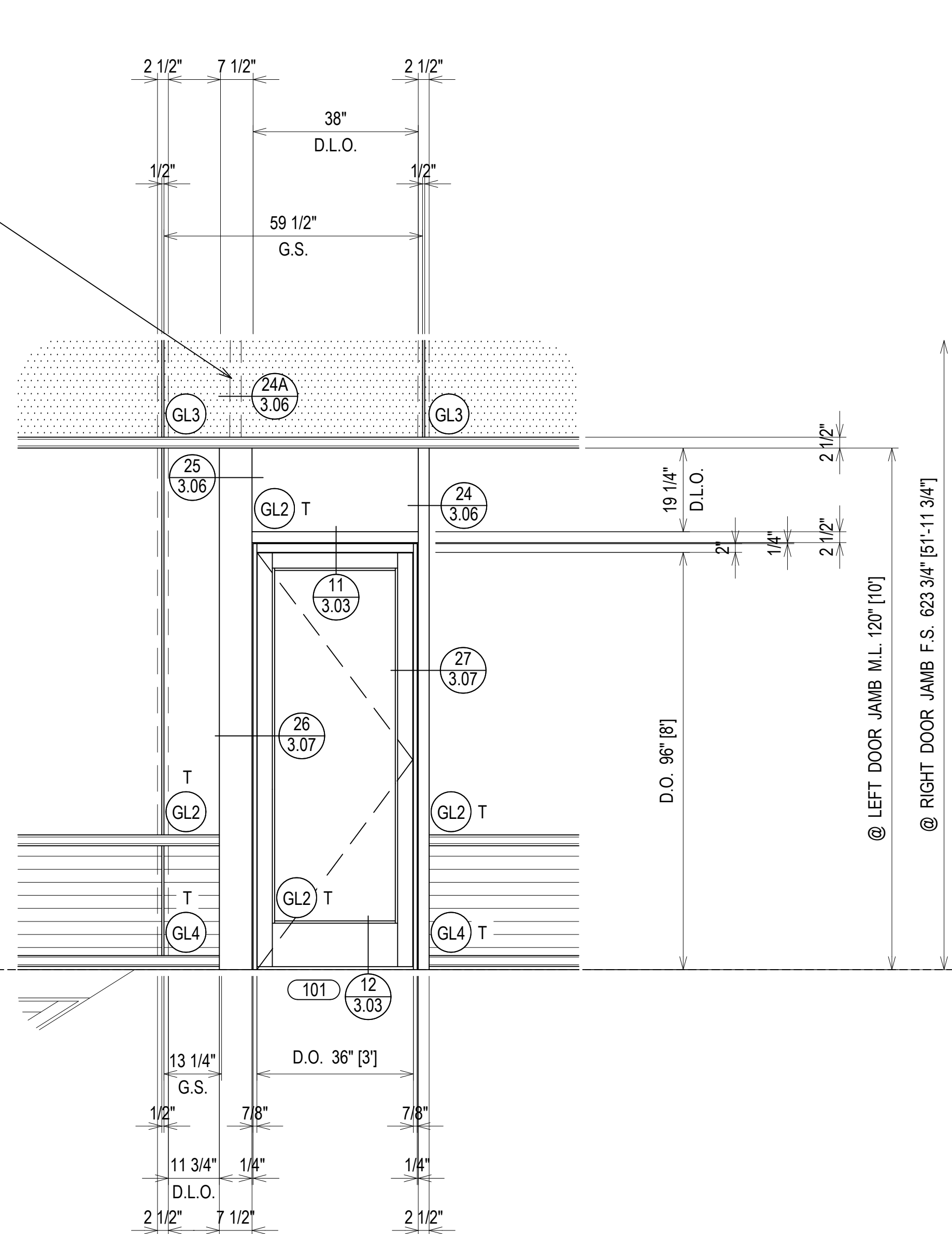


DRAWN BY:	DATE:
RA	05.17.21
CHECKED BY:	DATE:
EW	05.17.21

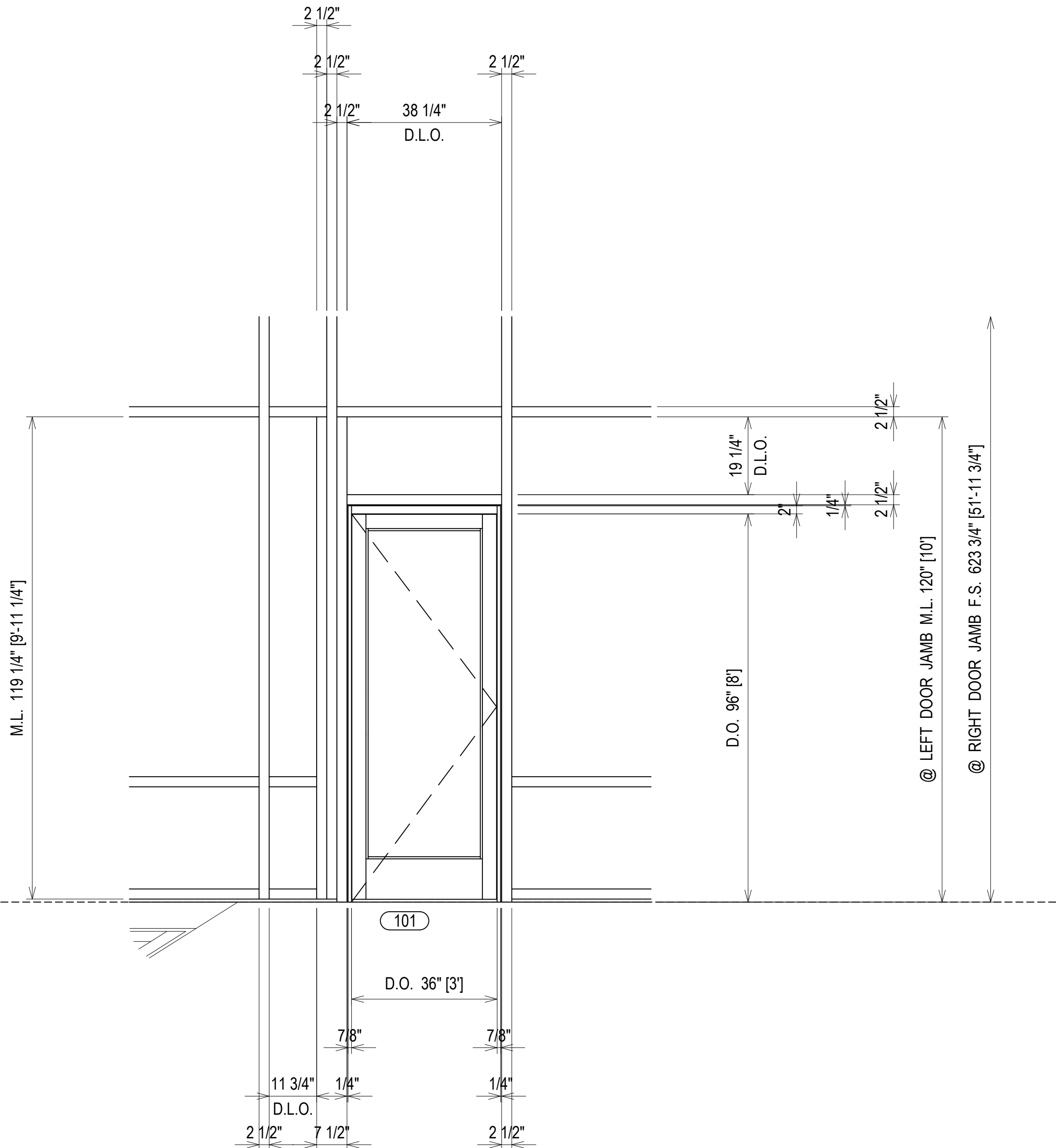
THIS MULLION TO RUN THROUGH TO 2ND FLOOR EOS AND TO BE WINDLOADED. THE MULLION LENGTH IS 14'-11 1/4". THE BOTTOM WILL BE SSG WITH THE TONGUE ADAPTER AND THE TOP WILL BE WITHOUT THE TONGUE ADAPTER IN ORDER TO RUN BEHIND THE GL3 AND SP101 SPANDRELS.

1

LEVEL 01
950'-0"



DE1 DOOR ELEVATION 1
CURTAIN WALL FRAME "CW-A"



DE1 DOOR ELEVATION 1 (BACKMEMBER LAYOUT)
CURTAIN WALL FRAME "CW-A"

REV	DESCRIPTION	DATE
1	1ST REVISION	07/20/21
2	2ND REVISION	08/25/21
3	3RD REVISION (ENGINEERING)	09/01/21
NO	DESCRIPTION	
DRAWING SUBMISSION		

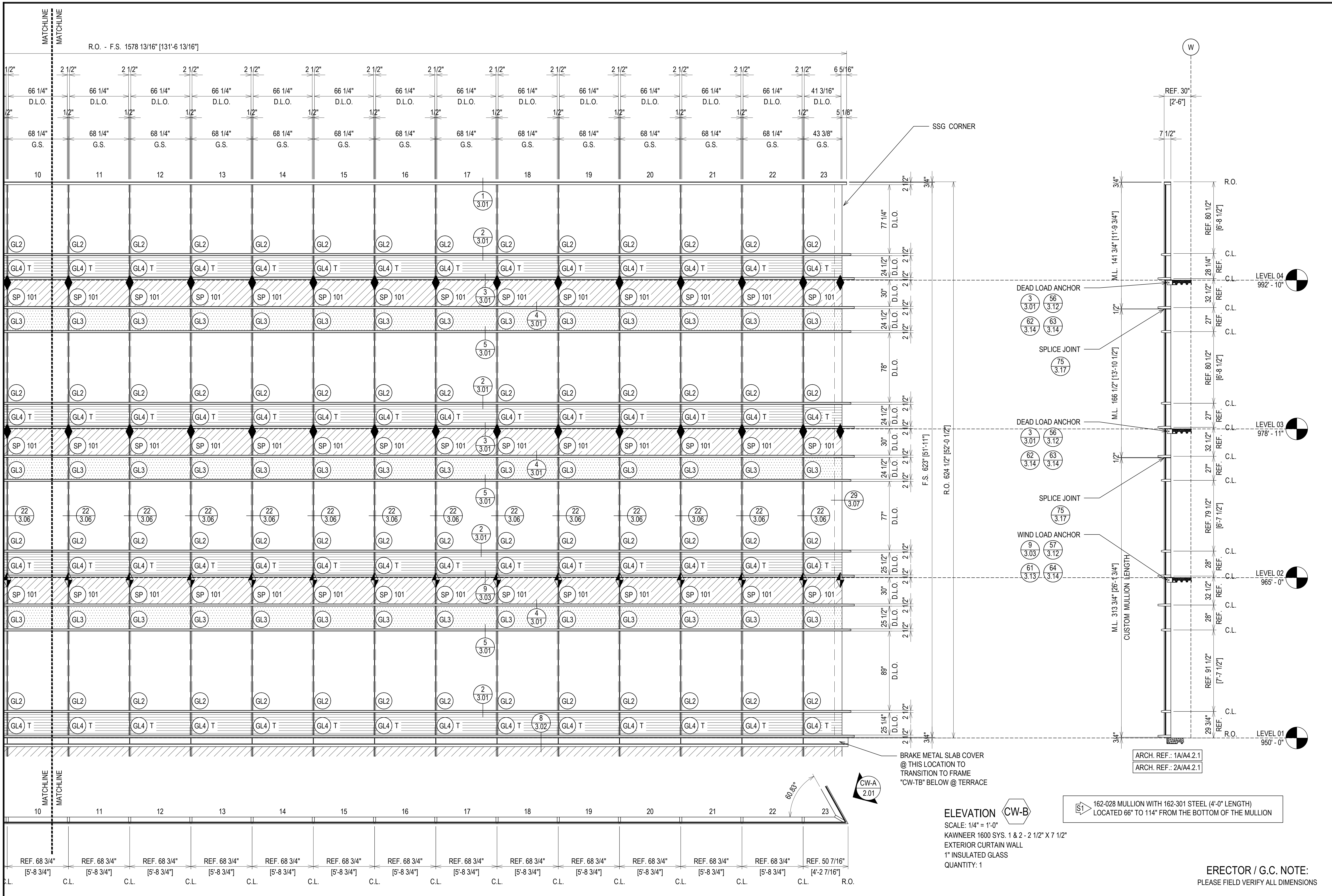
GREENVILLE COUNTY ADMINISTRATION
NORTH BUILDING
GREENVILLE, SC

GRAHAM-HODGE
ASSOCIATES INC.

JOB #

DRAWN BY:	DATE:
RA	05.17.21
CHECKED BY:	DATE:
EW	05.17.21

ERECTOR / G.C. NOTE:
PLEASE FIELD VERIFY ALL DIMENSIONS



DATE	DESCRIPTION
07/2021	1ST REVISION
08/2021	2ND REVISION
09/21/21	3RD REVISION (ENGINEERING)
	DESCRIPTION
	DRAWING SUBMISSION

**GREENVILLE COUNTY ADMINISTRATION
NORTH BUILDING
GREENVILLE, SC**

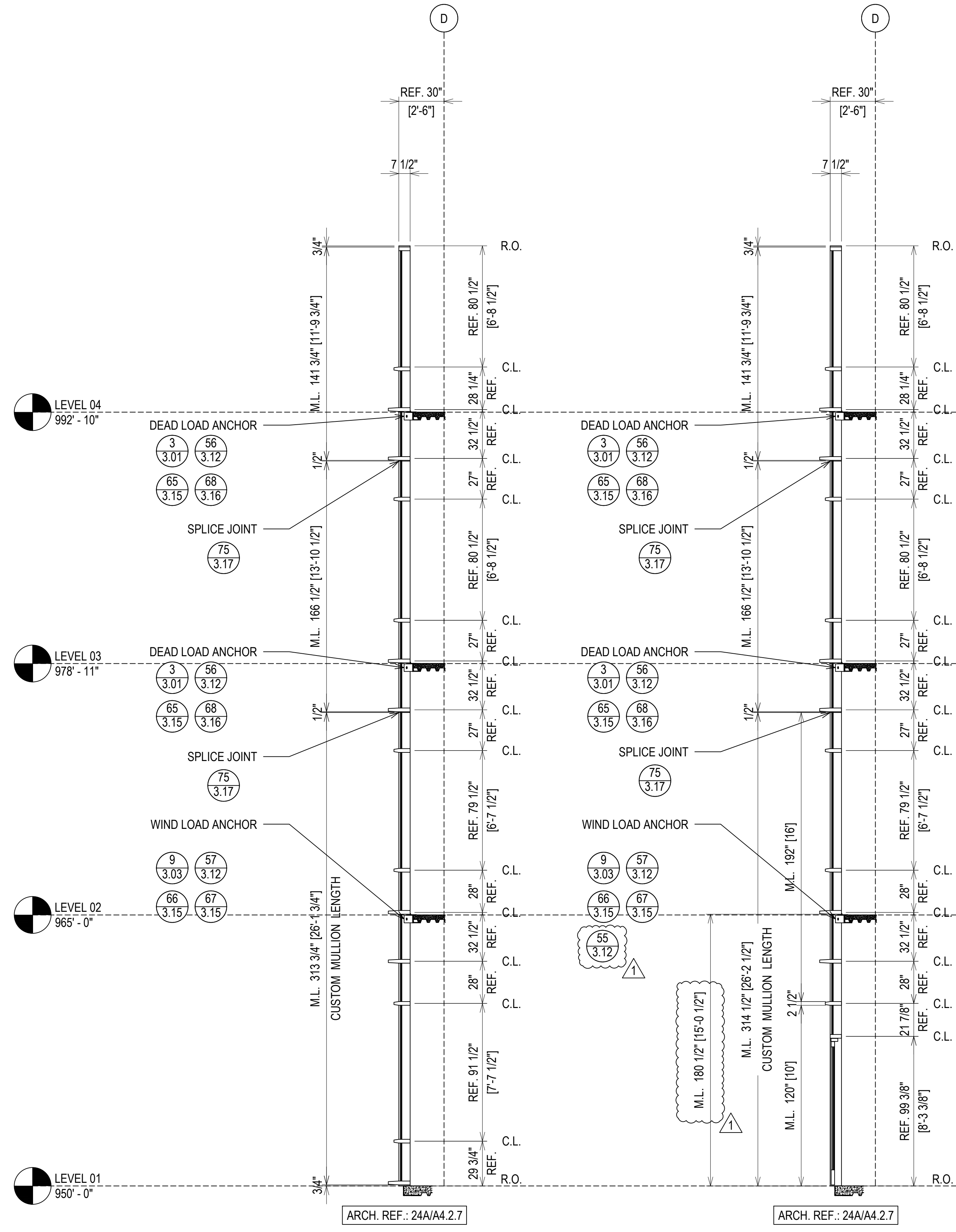


REV	NO	DESCRIPTION
1	1	
2	2	
3	3	
NO	NO	

ELEVATION CW-B
SCALE: 1/4" = 1'-0"
KAWNEER 1600 SYS. 1 & 2 - 2 1/2" X 7 1/2"
EXTERIOR CURTAIN WALL
1" INSULATED GLASS
QUANTITY: 1

162-028 MULLION WITH 162-301 STEEL (4'-0" LENGTH)
LOCATED 66" TO 114" FROM THE BOTTOM OF THE MULLION

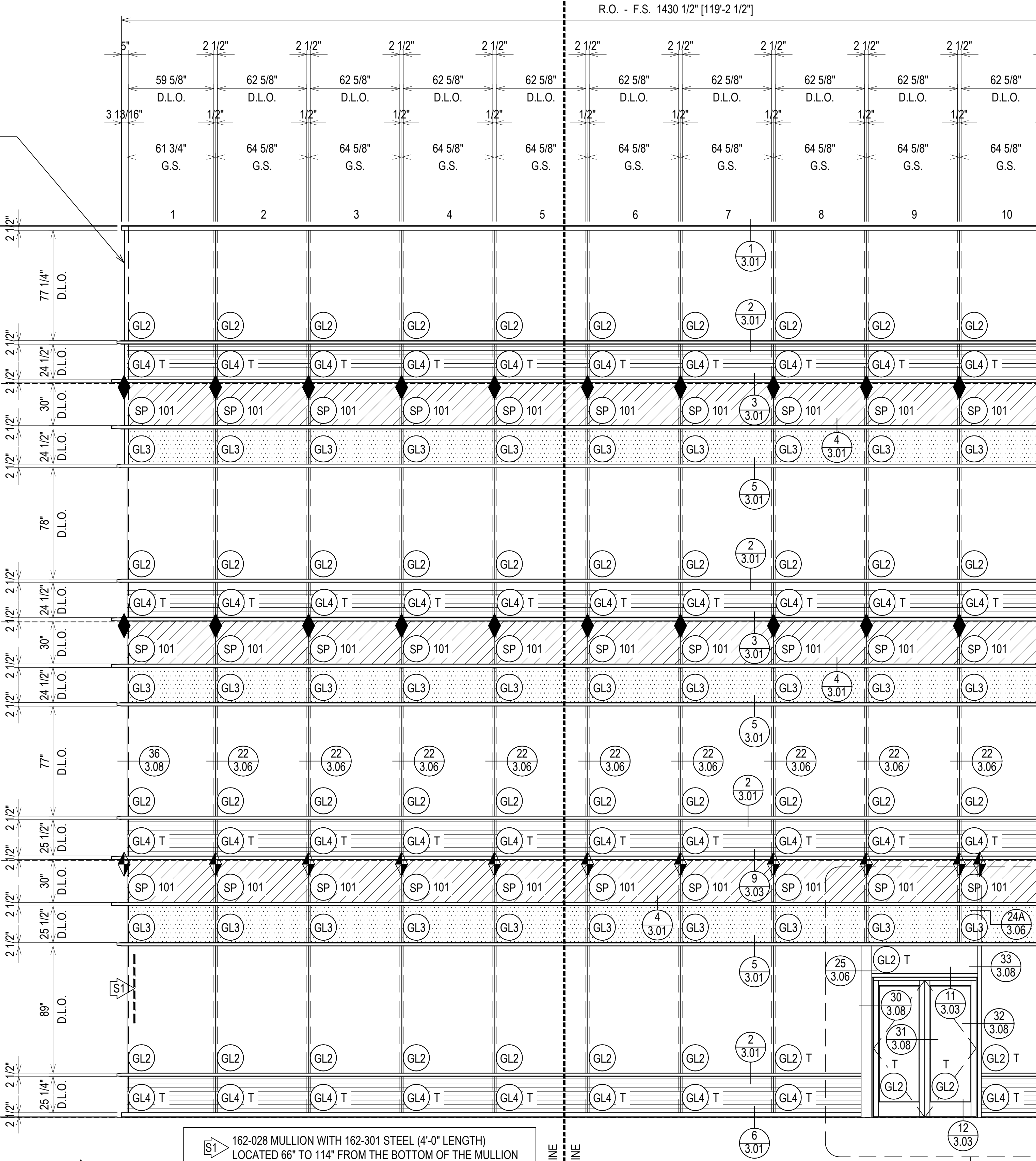
ERECTOR / G.C. NOTE:
PLEASE FIELD VERIFY ALL DIMENSIONS



SSG CORNER

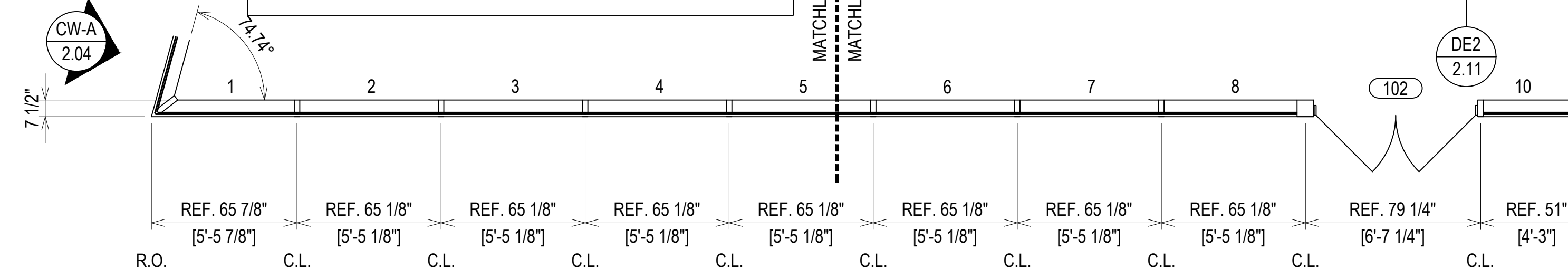
R.O. 624 1/2" [52'-0 1/2"]
F.S. 623" [51'-11 1/2"]

R.O. 624 1/2" [52'-0 1/2"]
F.S. 623" [51'-11 1/2"]



162-028 MULLION WITH 162-301 STEEL (4'-0" LENGTH)
LOCATED 66" TO 114" FROM THE BOTTOM OF THE MULLION

CW-A
2.04



MATCHLINE
MATCHLINE

MATCHLINE
MATCHLINE

R.O. - F.S. 1430 1/2" [119'-2 1/2"]

REV	DESCRIPTION	DATE
1	1ST REVISION	07/20/21
2	2ND REVISION	08/25/21
3	3RD REVISION (ENGINEERING)	09/01/21
NO	DESCRIPTION	DRAWING SUBMISSION

GREENVILLE COUNTY ADMINISTRATION
NORTH BUILDING
GREENVILLE, SC



JOB #

DRAWN BY:	DATE:
RA	05.17.21
CHECKED BY:	DATE:
EW	05.17.21

ERECTOR / G.C. NOTE:
PLEASE FIELD VERIFY ALL DIMENSIONS

ELEVATION CW-F
SCALE: 1/4" = 1'-0"
KAWNEER 1600 SYS. 1 & 2 - 2 1/2" X 7 1/2"
EXTERIOR CURTAIN WALL
1" INSULATED GLASS
QUANTITY: 1

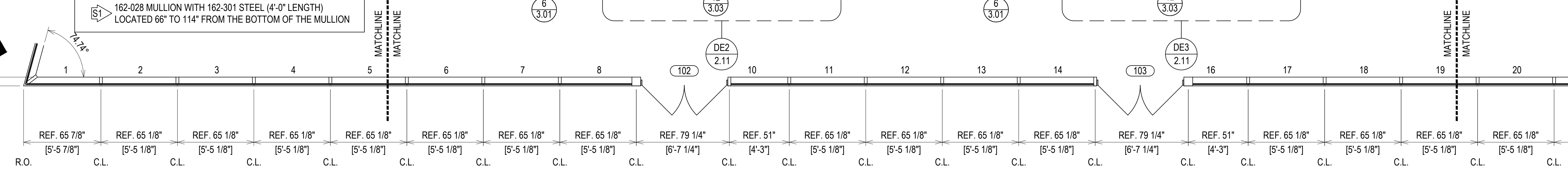
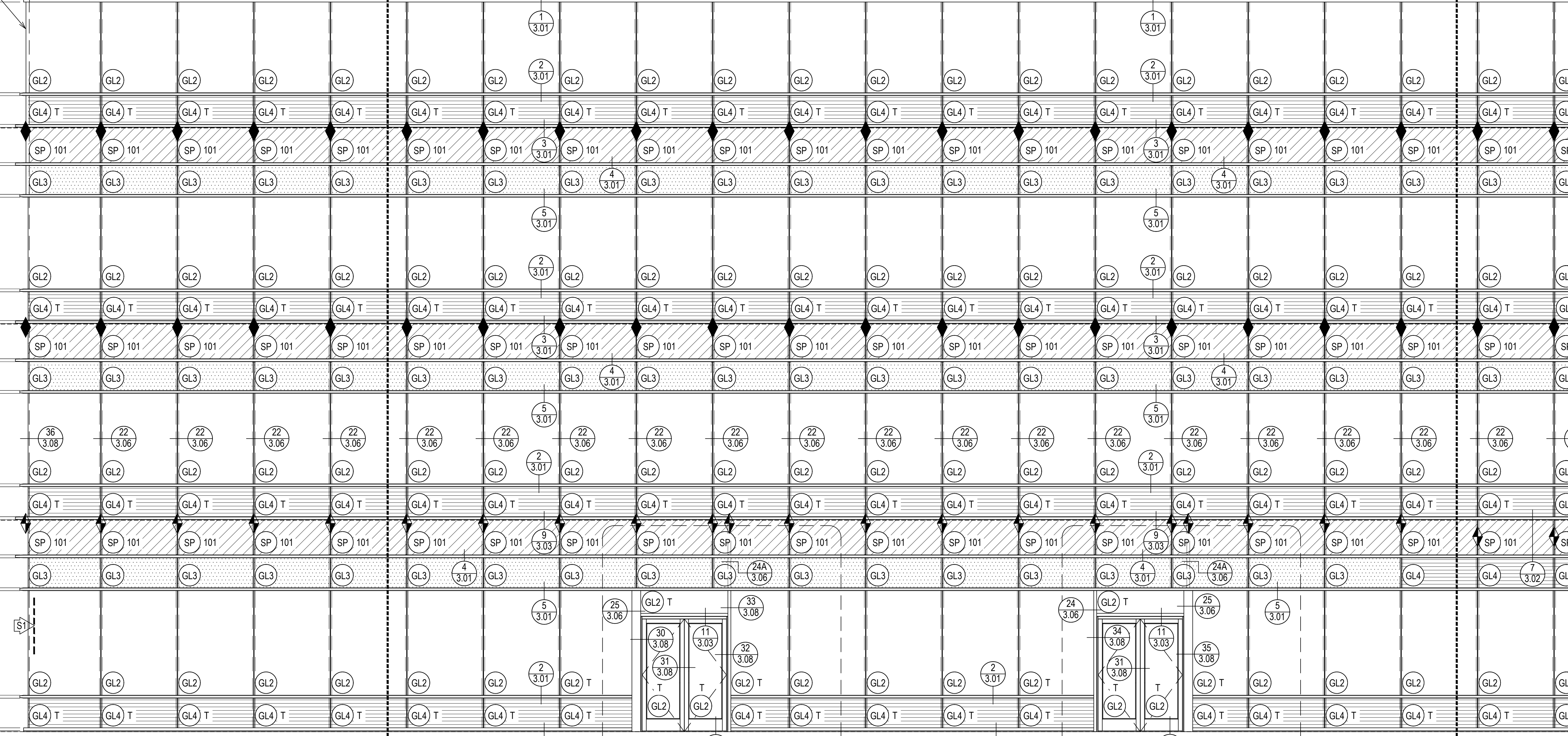
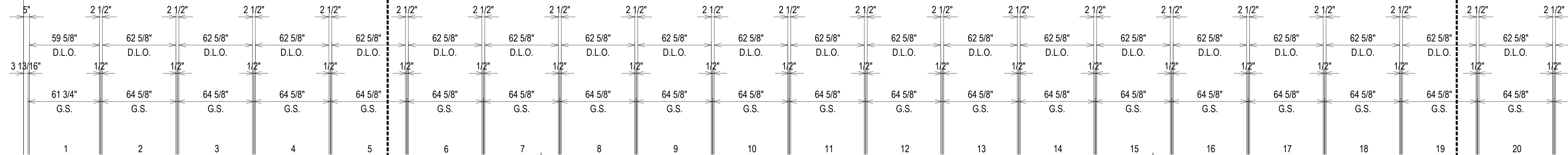
SSG CORNER

3/4" 2 1/2" 77 1/4" D.L.O. 24 1/2" D.L.O. 30" D.L.O. 24 1/2" D.L.O. 78" D.L.O. 24 1/2" D.L.O. 30" D.L.O. 24 1/2" D.L.O. 77" D.L.O. 25 1/2" D.L.O. 30" D.L.O. 25 1/2" D.L.O. 89" D.L.O. 25 1/4" D.L.O. 7 1/2"

R.O. 624 1/2" [52'-0 1/2"] F.S. 623" [51'-11"]

R.O. - F.S. 1430 1/2" [119'-2 1/2"]

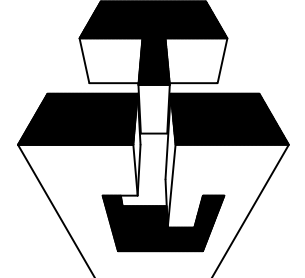
R.O. - F.S. 1430 1/2" [119'-2 1/2"]



REV.	DESCRIPTION	DATE
1	1ST REVISION	07/20/21
2	2ND REVISION	08/26/21
3	3RD REVISION (ENGINEERING)	09/01/21
NO	DESCRIPTION	

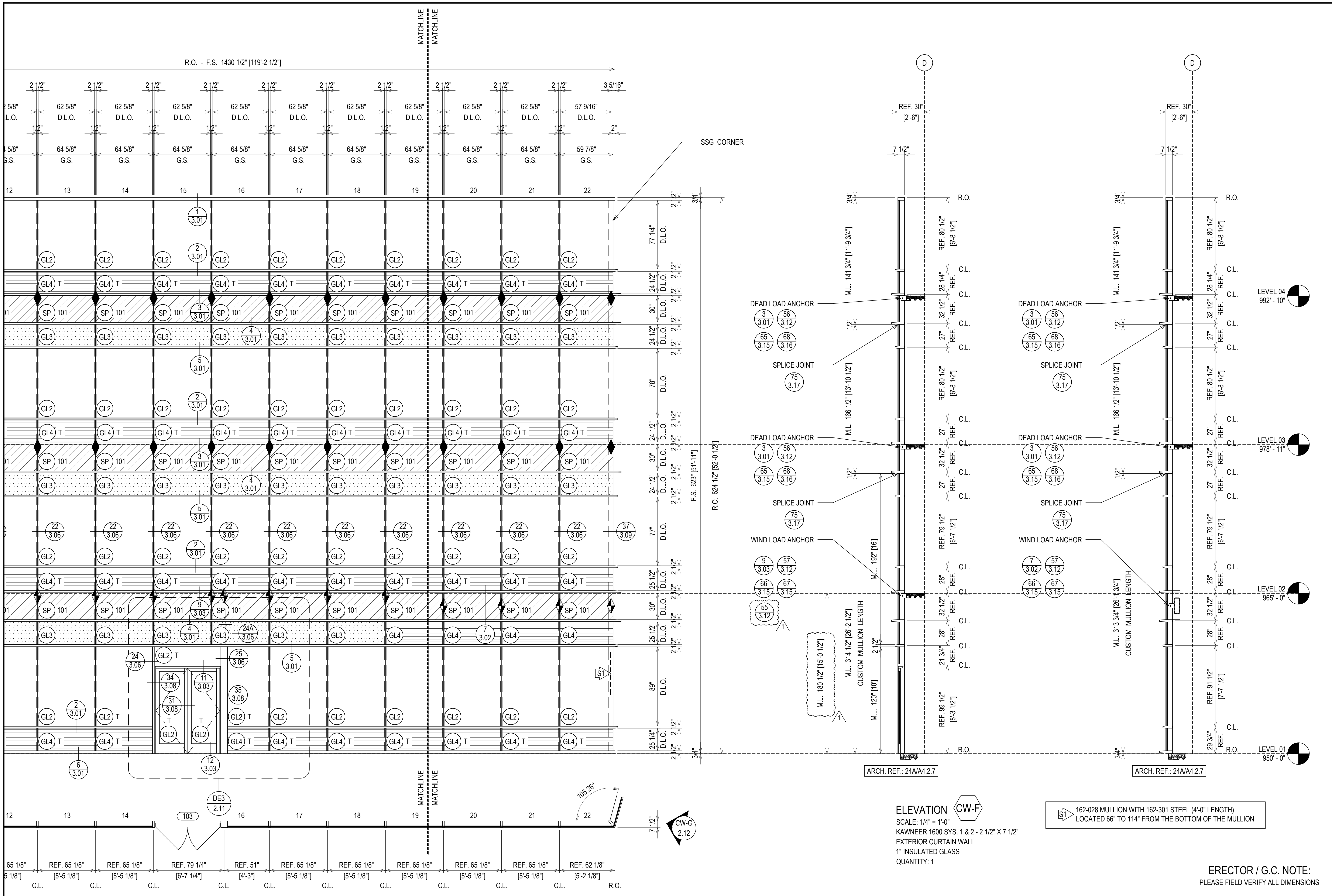
GREENVILLE COUNTY ADMINISTRATION
NORTH BUILDING
GREENVILLE, SC

GRAHAM-HODGE
ASSOCIATES INC.



JOB #

DRAWN BY:	DATE:
RA	05.17.21
CHECKED BY:	DATE:
EW	05.17.21



DATE	DESCRIPTION
07/20/21 <td>1ST REVISION</td>	1ST REVISION
08/26/21 <td>2ND REVISION</td>	2ND REVISION
09/13/21 <td>3RD REVISION (ENGINEERING)</td>	3RD REVISION (ENGINEERING)
	DESCRIPTION
	DRAWING SUBMISSION

**GREENVILLE COUNTY ADMINISTRATION
NORTH BUILDING
GREENVILLE, SC**



JOB #

DRAWN BY:	DATE:
RA	05.17.21
CHECKED BY:	DATE:
EW	05.17.21

ELEVATION CW-F
SCALE: 1/4" = 1'-0"
KAWNEER 1600 SYS. 1 & 2 - 2 1/2" X 7 1/2"
EXTERIOR CURTAIN WALL
1" INSULATED GLASS
QUANTITY: 1

162-028 MULLION WITH 162-301 STEEL (4'-0" LENGTH)
LOCATED 66" TO 114" FROM THE BOTTOM OF THE MULLION

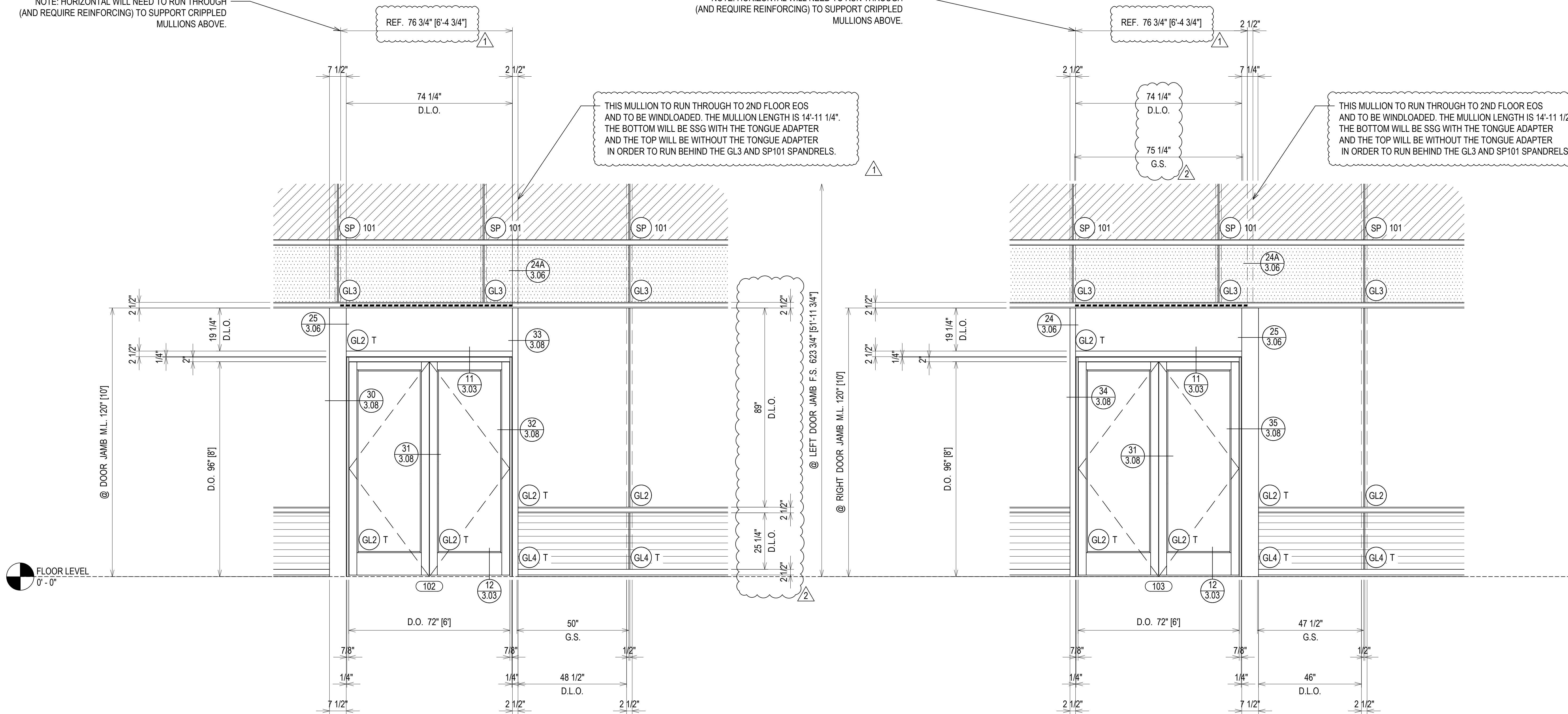
ERECTOR / G.C. NOTE:
PLEASE FIELD VERIFY ALL DIMENSIONS

NOTE: HORIZONTAL WILL NEED TO RUN THROUGH (AND REQUIRE REINFORCING) TO SUPPORT CRIPPLED MULLIONS ABOVE.

NOTE: HORIZONTAL WILL NEED TO RUN THROUGH (AND REQUIRE REINFORCING) TO SUPPORT CRIPPLED MULLIONS ABOVE.

THIS MULLION TO RUN THROUGH TO 2ND FLOOR EOS AND TO BE WINDLOADED. THE MULLION LENGTH IS 14'-11 1/4". THE BOTTOM WILL BE SSG WITH THE TONGUE ADAPTER AND THE TOP WILL BE WITHOUT THE TONGUE ADAPTER IN ORDER TO RUN BEHIND THE GL3 AND SP101 SPANDRELS.

THIS MULLION TO RUN THROUGH TO 2ND FLOOR EOS AND TO BE WINDLOADED. THE MULLION LENGTH IS 14'-11 1/2". THE BOTTOM WILL BE SSG WITH THE TONGUE ADAPTER AND THE TOP WILL BE WITHOUT THE TONGUE ADAPTER IN ORDER TO RUN BEHIND THE GL3 AND SP101 SPANDRELS.



DE2 DOOR ELEVATION 2 CURTAIN WALL FRAME "CW-F"

DE3 DOOR ELEVATION 3 CURTAIN WALL FRAME "CW-F"

REV	DESCRIPTION	DATE
1	1ST REVISION	07/20/21
2	2ND REVISION	08/25/21
3	3RD REVISION (ENGINEERING)	09/01/21
NO	DESCRIPTION	

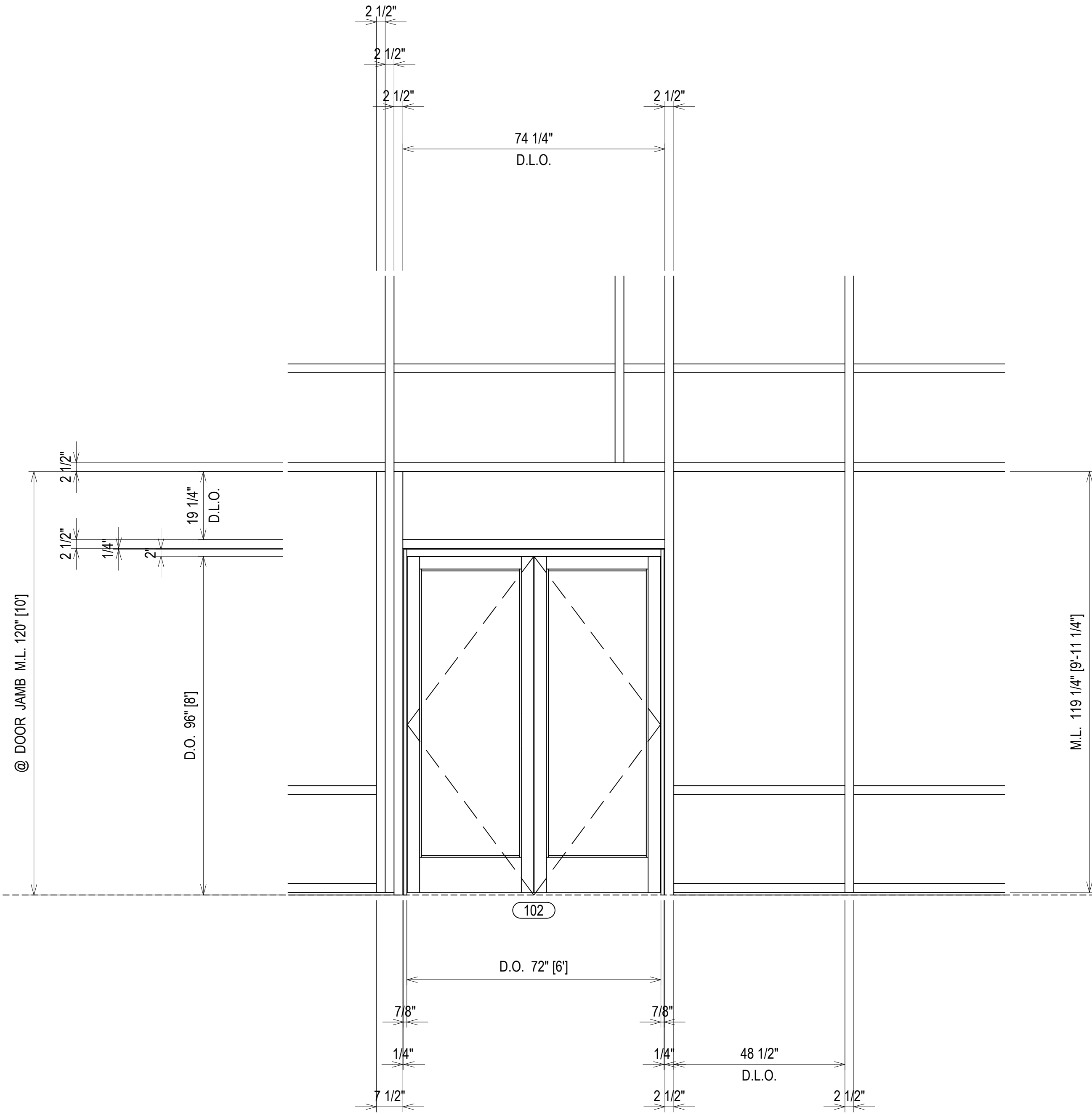
GREENVILLE COUNTY ADMINISTRATION
NORTH BUILDING
GREENVILLE, SC

GRAHAM-HODGE ASSOCIATES INC.

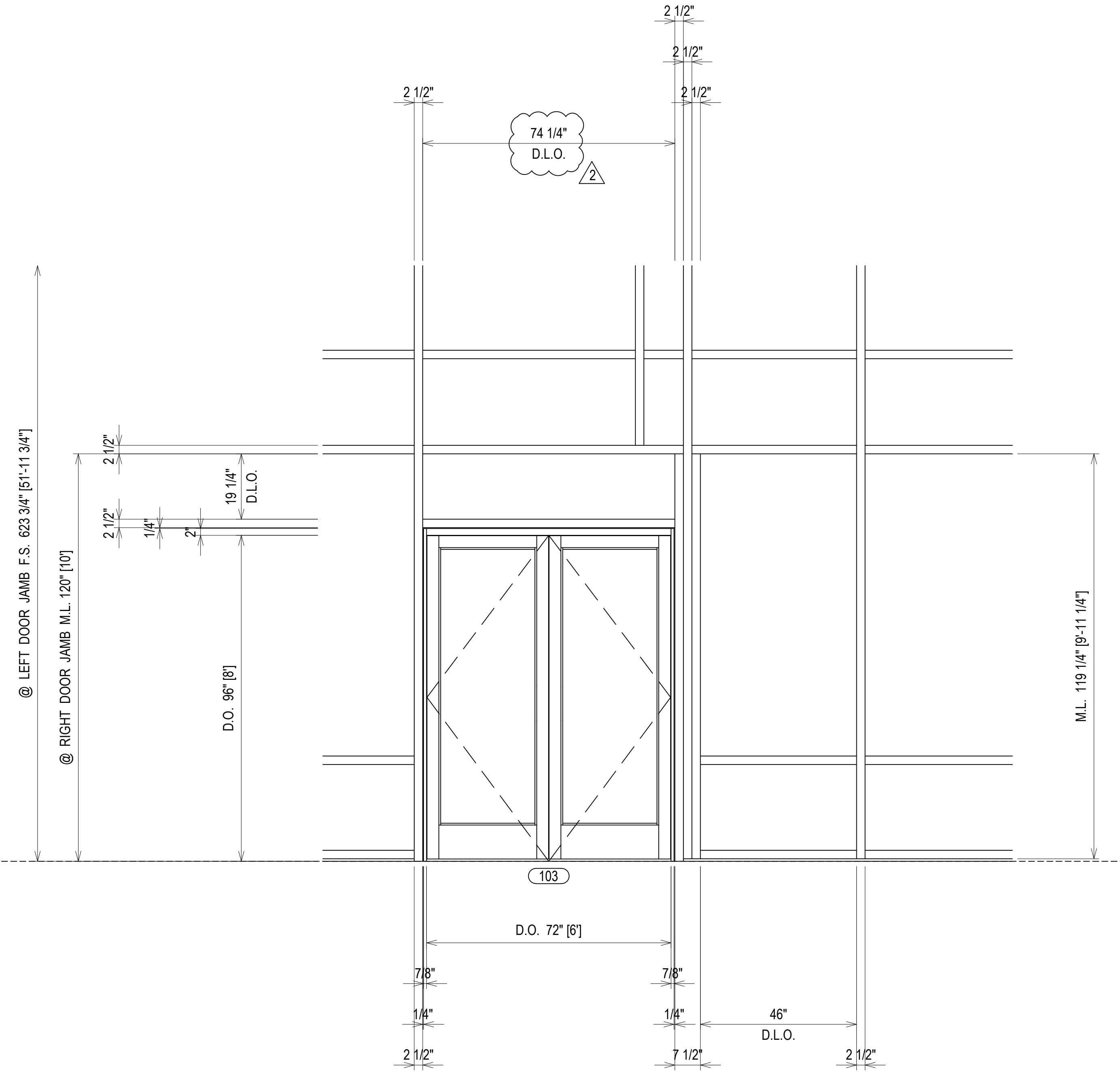
JOB #

DRAWN BY:	DATE:
RA	05.17.21
CHECKED BY:	DATE:
EW	05.17.21

ERECTOR / G.C. NOTE:
PLEASE FIELD VERIFY ALL DIMENSIONS




DE2 DOOR ELEVATION 2 (BACKMEMBER LAYOUT) CURTAIN WALL FRAME "CW-F"



DE3 DOOR ELEVATION 3 (BACKMEMBER LAYOUT) CURTAIN WALL FRAME "CW-F"

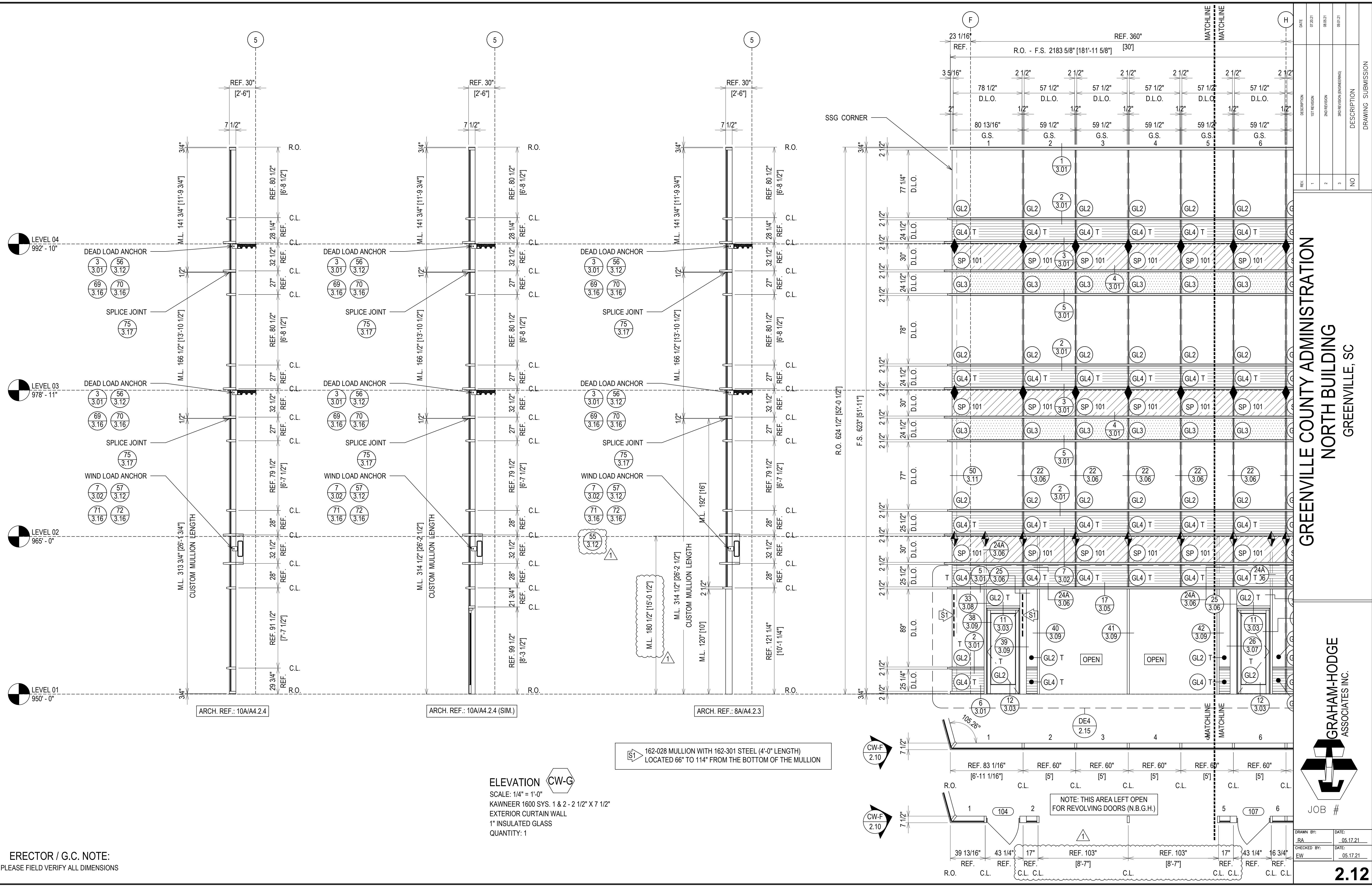
REV	DESCRIPTION	DATE
1	1ST REVISION	07/20/21
2	2ND REVISION	08/24/21
3	3RD REVISION (ENGINEERING)	09/01/21
NO	DESCRIPTION	
	DRAWING SUBMISSION	

GREENVILLE COUNTY ADMINISTRATION
NORTH BUILDING
GREENVILLE, SC




DRAWN BY:	DATE:
RA	05.17.21
CHECKED BY:	DATE:
EW	05.17.21

ERECTOR / G.C. NOTE:
PLEASE FIELD VERIFY ALL DIMENSIONS



REV.	DESCRIPTION	DATE
1	1ST REVISION	07/20/21
2	2ND REVISION	08/25/21
3	3RD REVISION (ENGINEERING)	09/01/21
NO	DESCRIPTION	

GREENVILLE COUNTY ADMINISTRATION
NORTH BUILDING
GREENVILLE, SC

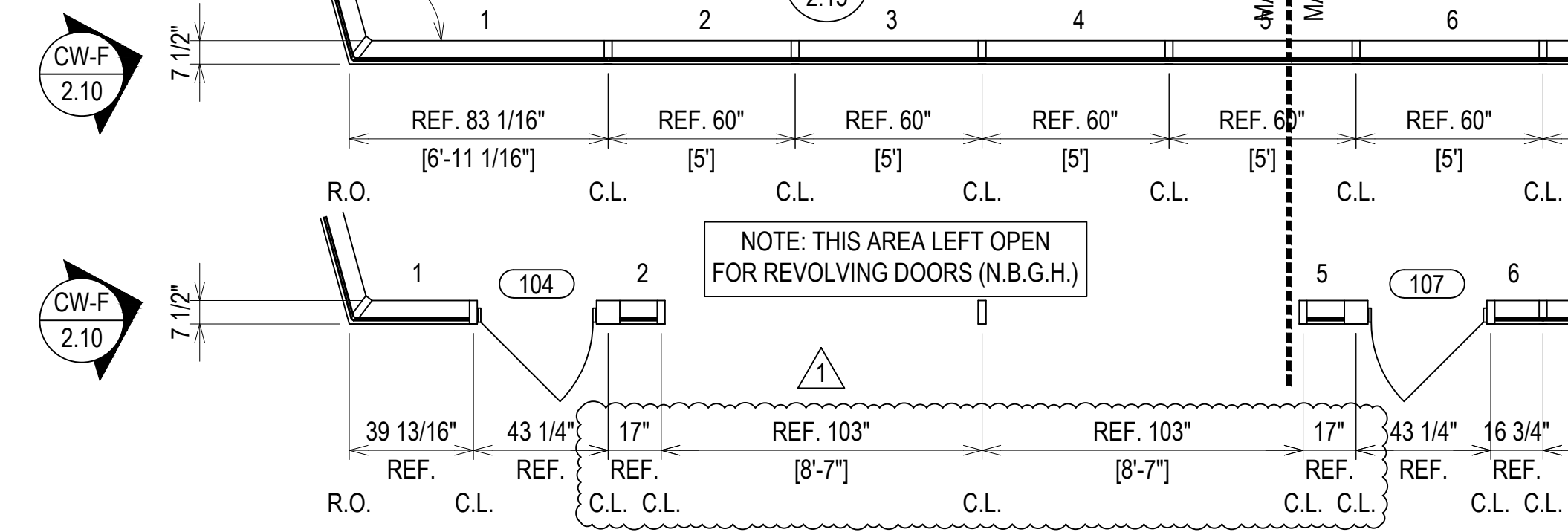


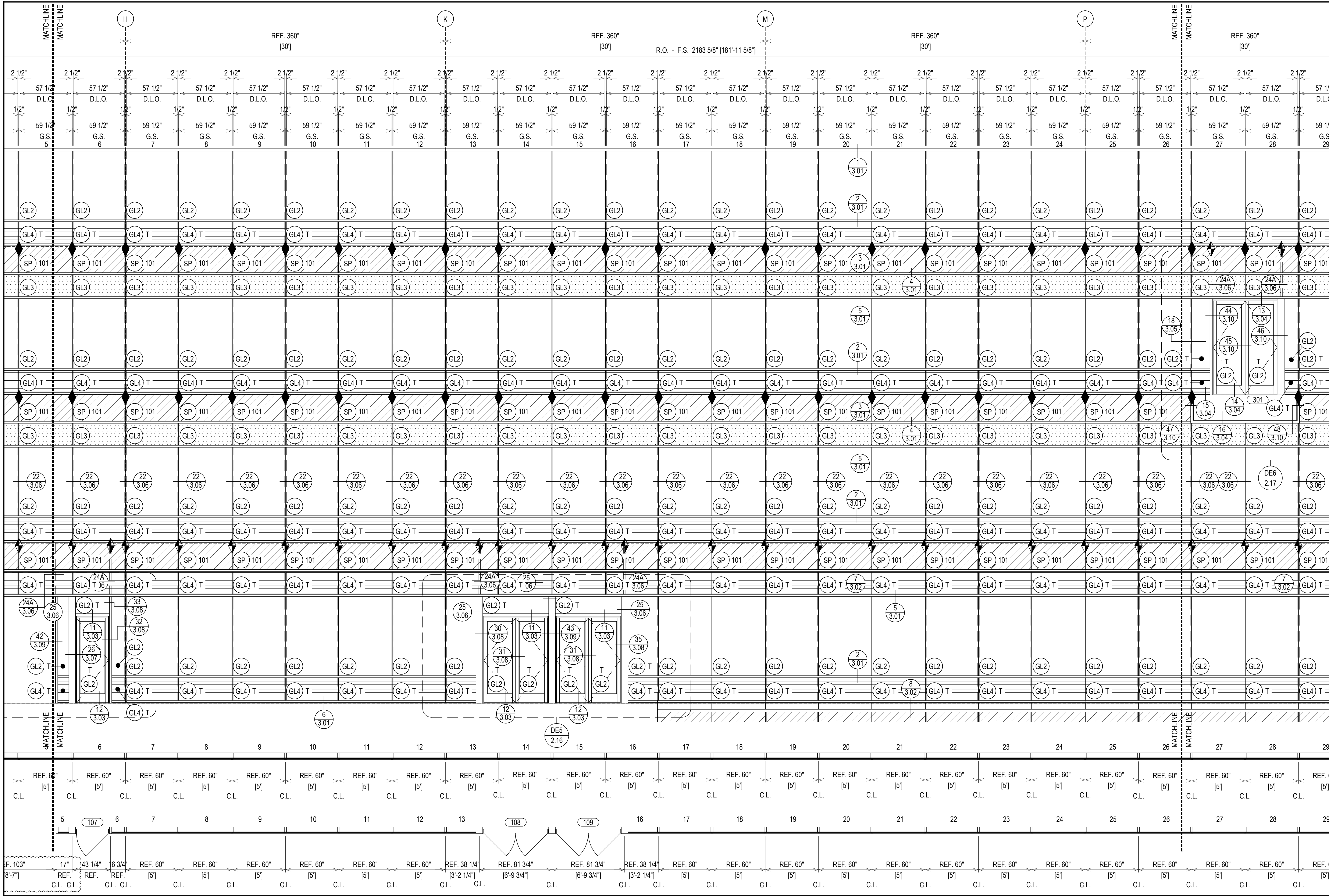
DRAWN BY:	DATE:
RA	05.17.21
CHECKED BY:	DATE:
EW	05.17.21

ERECTOR / G.C. NOTE:
PLEASE FIELD VERIFY ALL DIMENSIONS

ELEVATION CW-G
SCALE: 1/4" = 1'-0"
KAWNEER 1600 SYS. 1 & 2 - 2 1/2" X 7 1/2"
EXTERIOR CURTAIN WALL
1" INSULATED GLASS
QUANTITY: 1


162-028 MULLION WITH 162-301 STEEL (4'-0" LENGTH)
LOCATED 66" TO 114" FROM THE BOTTOM OF THE MULLION





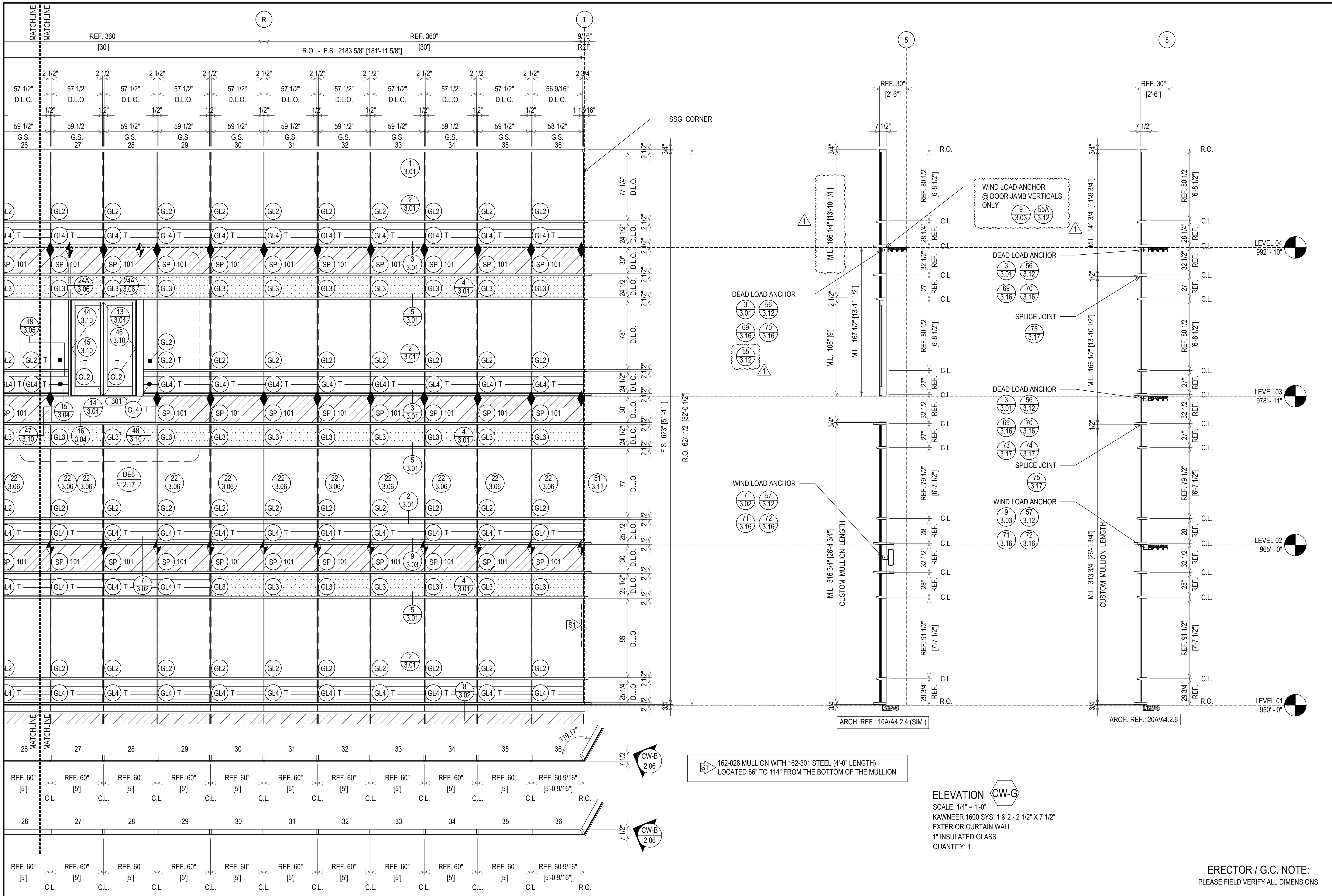
DATE	DESCRIPTION
07/20/21 <td>1ST REVISION</td>	1ST REVISION
08/26/21 <td>2ND REVISION</td>	2ND REVISION
09/01/21 <td>3RD REVISION (ENGINEERING)</td>	3RD REVISION (ENGINEERING)
	DESCRIPTION
	DRAWING SUBMISSION

**GREENVILLE COUNTY ADMINISTRATION
 NORTH BUILDING
 GREENVILLE, SC**




REV.	NO.	DESCRIPTION
1	1	
2	2	
3	3	
NO	NO	

DRAWN BY:	DATE:
RA	05.17.21
CHECKED BY:	DATE:
EW	05.17.21



DATE	DESCRIPTION
07/20/21 <td>1ST REVISION</td>	1ST REVISION
08/25/21 <td>2ND REVISION</td>	2ND REVISION
09/01/21 <td>3RD REVISION (ENGINEERING)</td>	3RD REVISION (ENGINEERING)
	NO

**GREENVILLE COUNTY ADMINISTRATION
NORTH BUILDING
GREENVILLE, SC**



DRAWN BY:	DATE:
RA	05.17.21
CHECKED BY:	DATE:
EW	05.17.21

2.14

ERECTOR / G.C. NOTE:
PLEASE FIELD VERIFY ALL DIMENSIONS


ELEVATION CW-B
SCALE: 1/4" = 1'-0"
KAWNEER 1600 SYS. 1 & 2 - 2 1/2" X 7 1/2"
EXTERIOR CURTAIN WALL
1" INSULATED GLASS
QUANTITY: 1

162-028 MULLION WITH 162-301 STEEL (4'-0" LENGTH)
LOCATED 66" TO 114" FROM THE BOTTOM OF THE MULLION

DRAWING SUBMISSION

REV	DESCRIPTION	DATE
1	1ST REVISION	07/20/21
2	2ND REVISION	08/26/21
3	3RD REVISION (ENGINEERING)	09/01/21
NO	DESCRIPTION	

**GREENVILLE COUNTY ADMINISTRATION
NORTH BUILDING
GREENVILLE, SC**



DRAWN BY:	DATE:
RA	05.17.21
CHECKED BY:	DATE:
EW	05.17.21

2.15

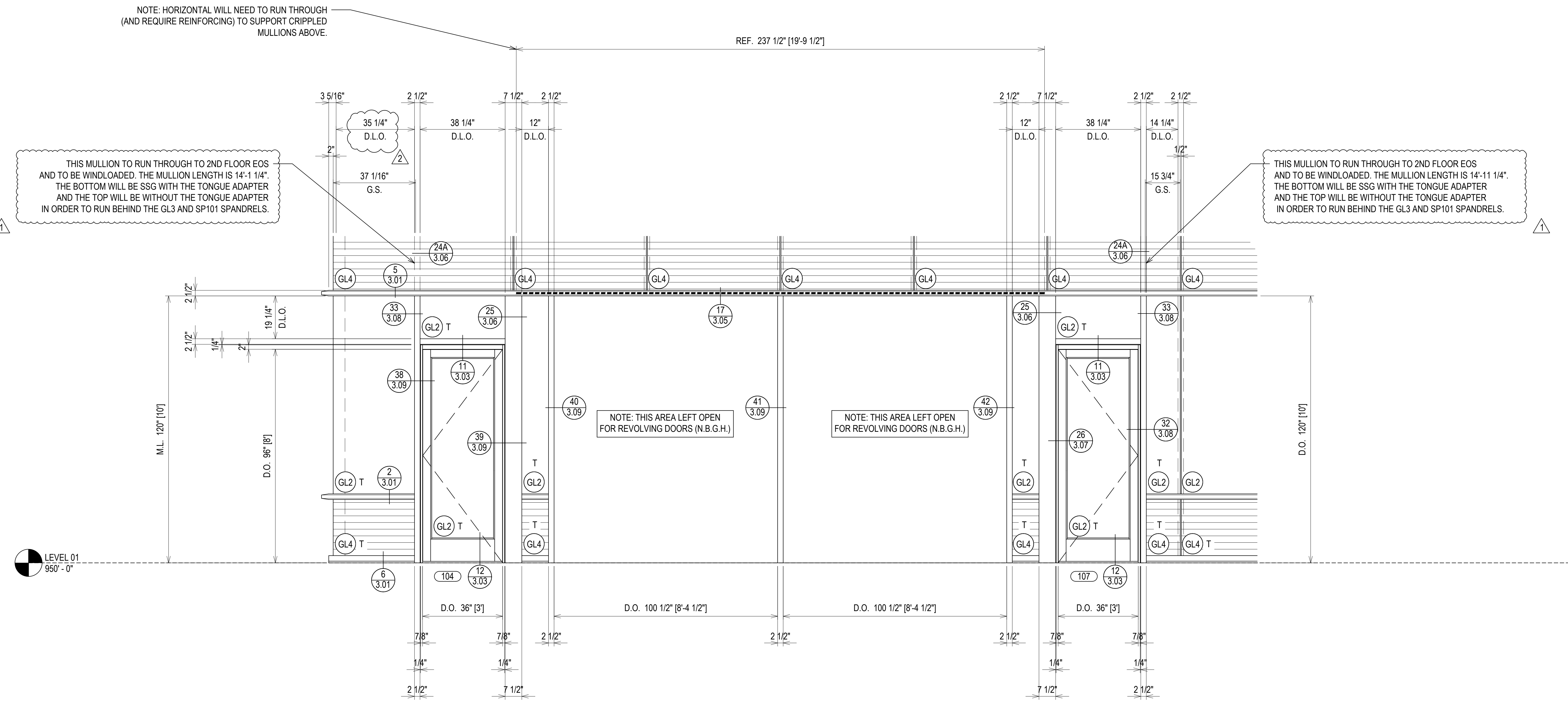
DRAWING SUBMISSION

NOTE: HORIZONTAL WILL NEED TO RUN THROUGH (AND REQUIRE REINFORCING) TO SUPPORT CRIPPLED MULLIONS ABOVE.

REF. 237 1/2" [19'-9 1/2"]

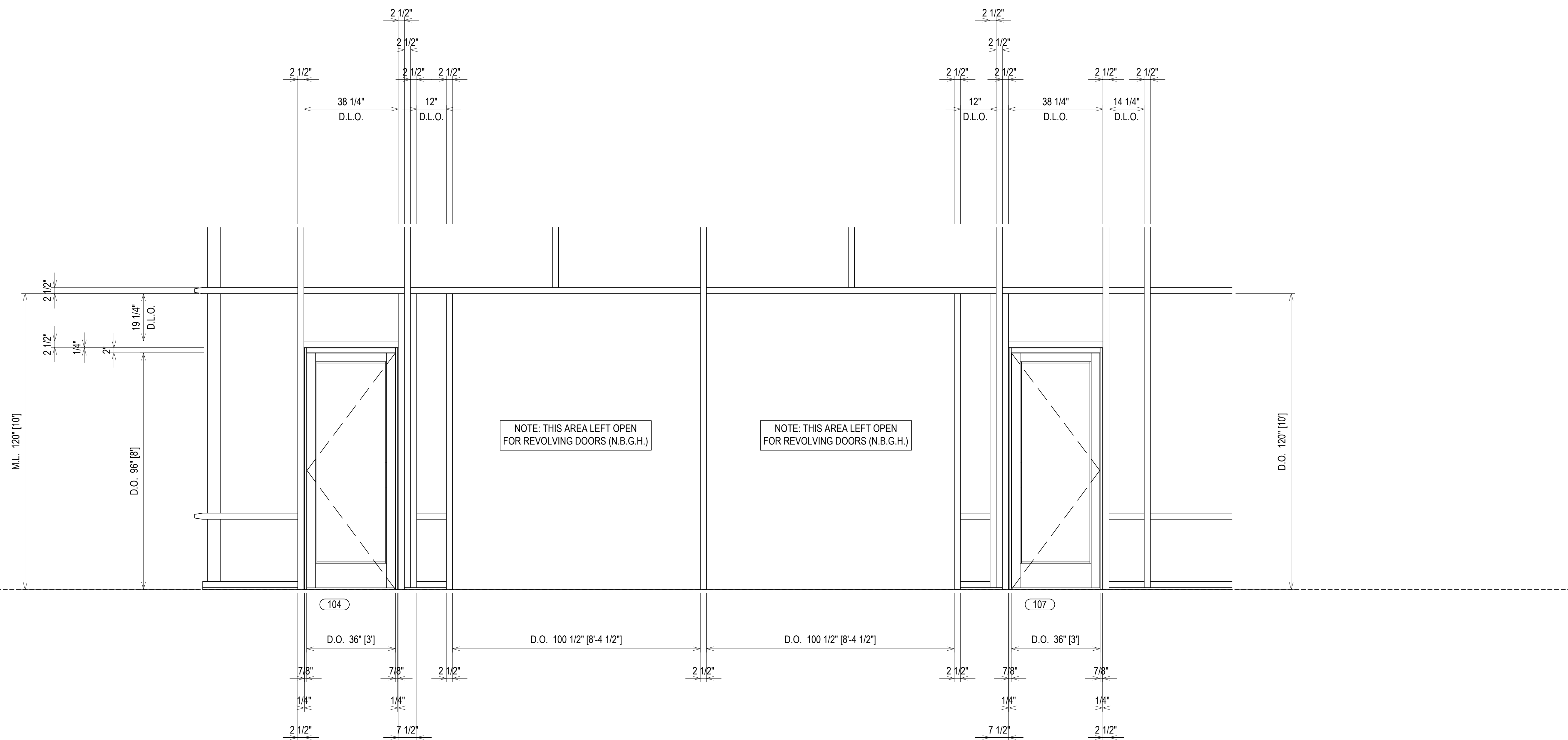
THIS MULLION TO RUN THROUGH TO 2ND FLOOR EOS AND TO BE WINDLOADED. THE MULLION LENGTH IS 14'-1 1/4". THE BOTTOM WILL BE SSG WITH THE TONGUE ADAPTER AND THE TOP WILL BE WITHOUT THE TONGUE ADAPTER IN ORDER TO RUN BEHIND THE GL3 AND SP101 SPANDRELS.

THIS MULLION TO RUN THROUGH TO 2ND FLOOR EOS AND TO BE WINDLOADED. THE MULLION LENGTH IS 14'-11 1/4". THE BOTTOM WILL BE SSG WITH THE TONGUE ADAPTER AND THE TOP WILL BE WITHOUT THE TONGUE ADAPTER IN ORDER TO RUN BEHIND THE GL3 AND SP101 SPANDRELS.



DE4 DOOR ELEVATION 4
CURTAIN WALL FRAME "CW-G"


ERECTOR / G.C. NOTE:
PLEASE FIELD VERIFY ALL DIMENSIONS



DE4 DOOR ELEVATION 4 (BACKMEMBER LAYOUT) - CURTAIN WALL FRAME "CW-G"

REV.	DESCRIPTION	DATE
1	1ST REVISION	07/20/21
2	2ND REVISION	08/25/21
3	3RD REVISION (ENGINEERING)	09/11/21
NO	DESCRIPTION	

GREENVILLE COUNTY ADMINISTRATION
NORTH BUILDING
GREENVILLE, SC



JOB #

DRAWN BY:	DATE:
RA	05.17.21
CHECKED BY:	DATE:
EW	05.17.21

ERECTOR / G.C. NOTE:
PLEASE FIELD VERIFY ALL DIMENSIONS

2.15A

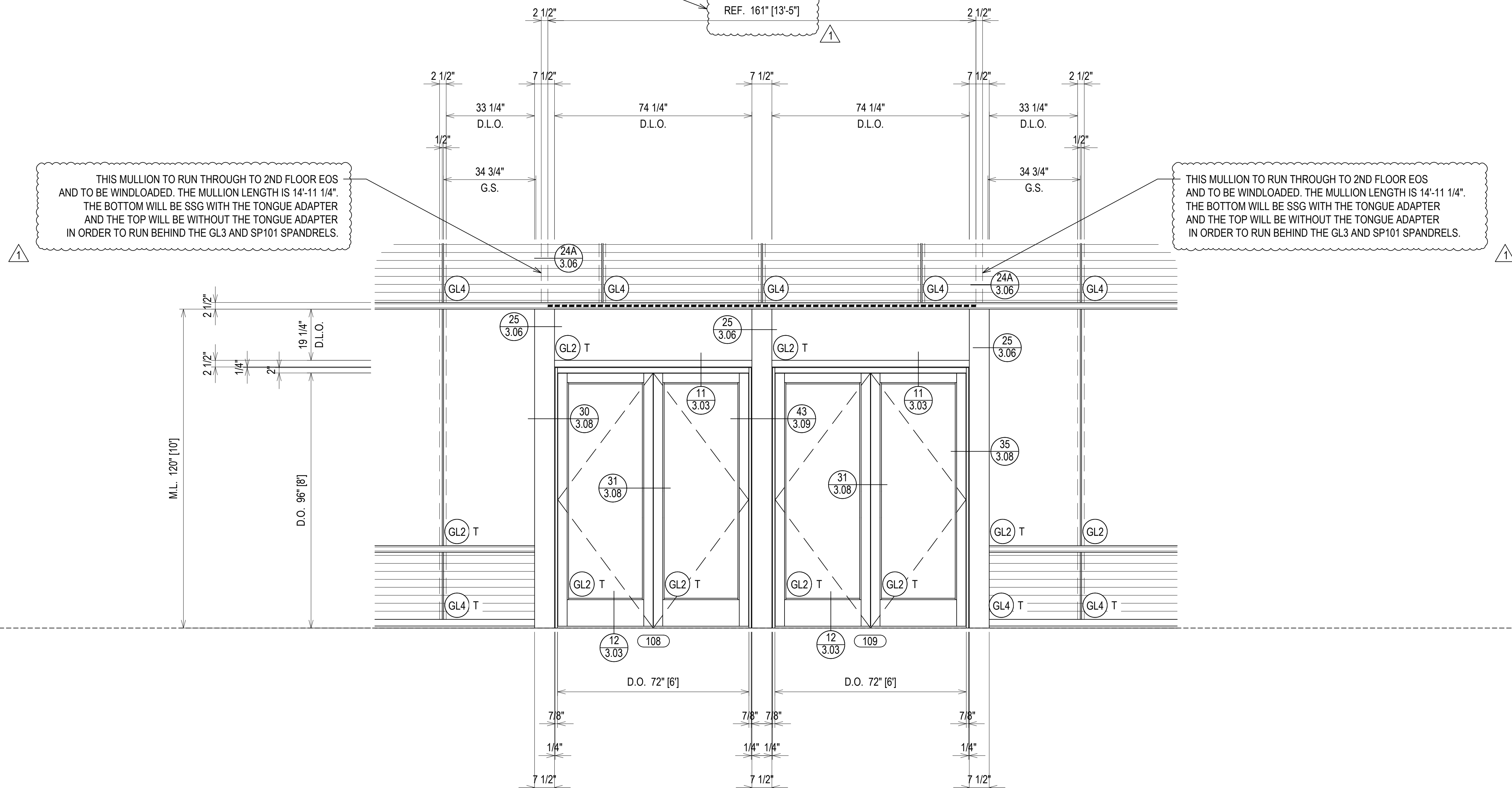
DRAWING SUBMISSION

NOTE: HORIZONTAL WILL NEED TO RUN THROUGH (AND REQUIRE REINFORCING) TO SUPPORT CRIPPLED MULLIONS ABOVE.

REF. 161" [13'-5"]

THIS MULLION TO RUN THROUGH TO 2ND FLOOR EOS AND TO BE WINDLOADED. THE MULLION LENGTH IS 14'-11 1/4". THE BOTTOM WILL BE SSG WITH THE TONGUE ADAPTER AND THE TOP WILL BE WITHOUT THE TONGUE ADAPTER IN ORDER TO RUN BEHIND THE GL3 AND SP101 SPANDRELS.

THIS MULLION TO RUN THROUGH TO 2ND FLOOR EOS AND TO BE WINDLOADED. THE MULLION LENGTH IS 14'-11 1/4". THE BOTTOM WILL BE SSG WITH THE TONGUE ADAPTER AND THE TOP WILL BE WITHOUT THE TONGUE ADAPTER IN ORDER TO RUN BEHIND THE GL3 AND SP101 SPANDRELS.



DE5 DOOR ELEVATION 5 CURTAIN WALL FRAME "CW-G"

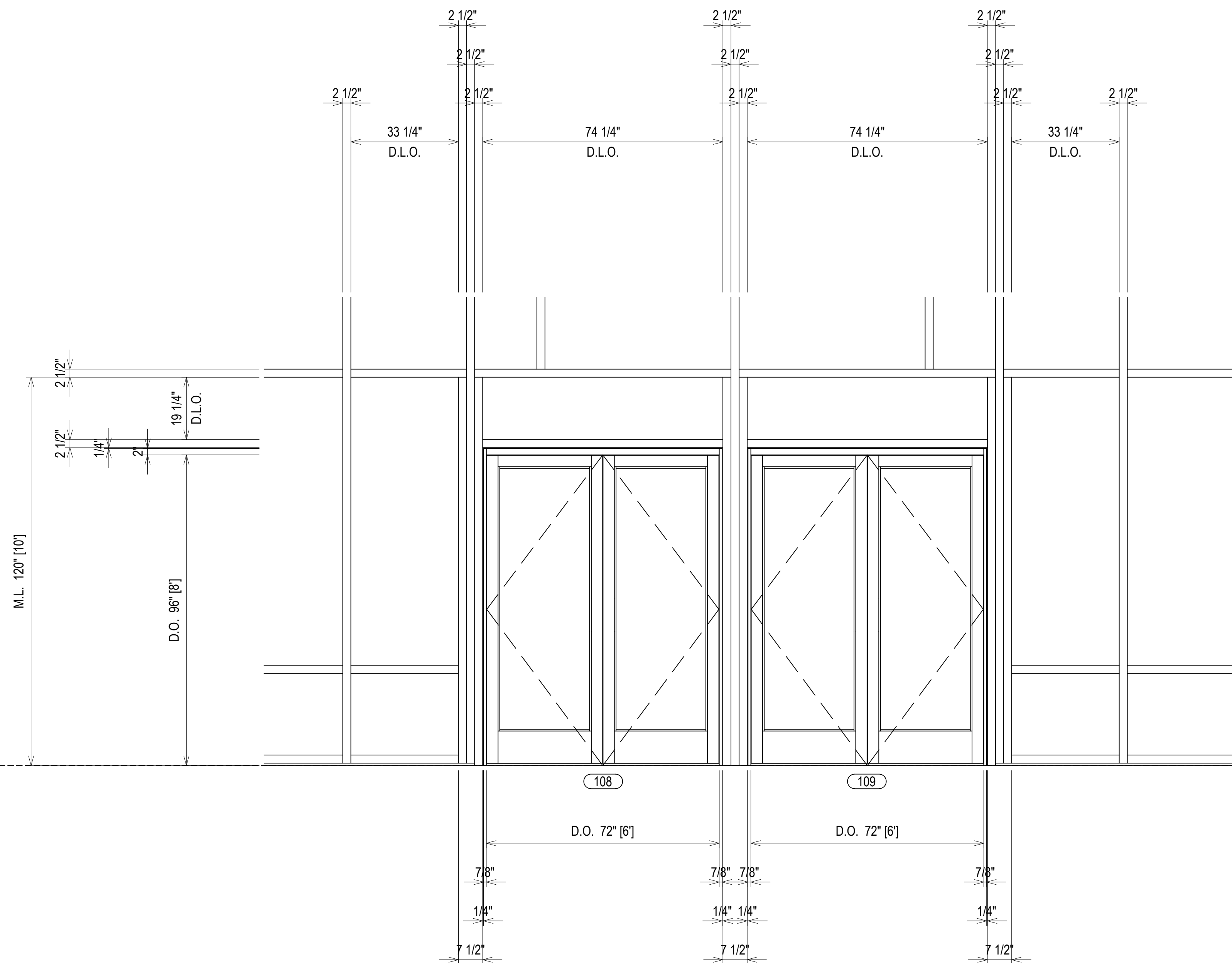
REV	DESCRIPTION	DATE
1	1ST REVISION	07/20/21
2	2ND REVISION	08/26/21
3	3RD REVISION (ENGINEERING)	09/10/21
NO	DESCRIPTION	

GREENVILLE COUNTY ADMINISTRATION
NORTH BUILDING
GREENVILLE, SC



DRAWN BY:	DATE:
RA	05.17.21
CHECKED BY:	DATE:
EW	05.17.21

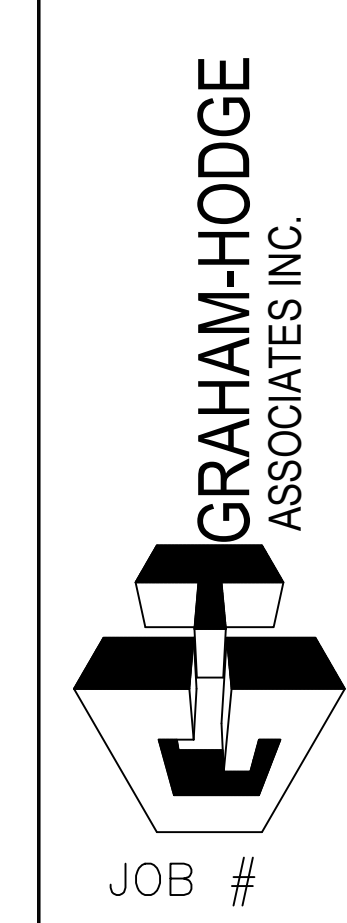
ERECTOR / G.C. NOTE:
PLEASE FIELD VERIFY ALL DIMENSIONS



DE5 DOOR ELEVATION 5 (BACKMEMBER LAYOUT)
CURTAIN WALL FRAME "CW-G"

REV.	DESCRIPTION	DATE
1	1ST REVISION	07/20/21
2	2ND REVISION	08/24/21
3	3RD REVISION (ENGINEERING)	09/11/21
NO	DESCRIPTION	

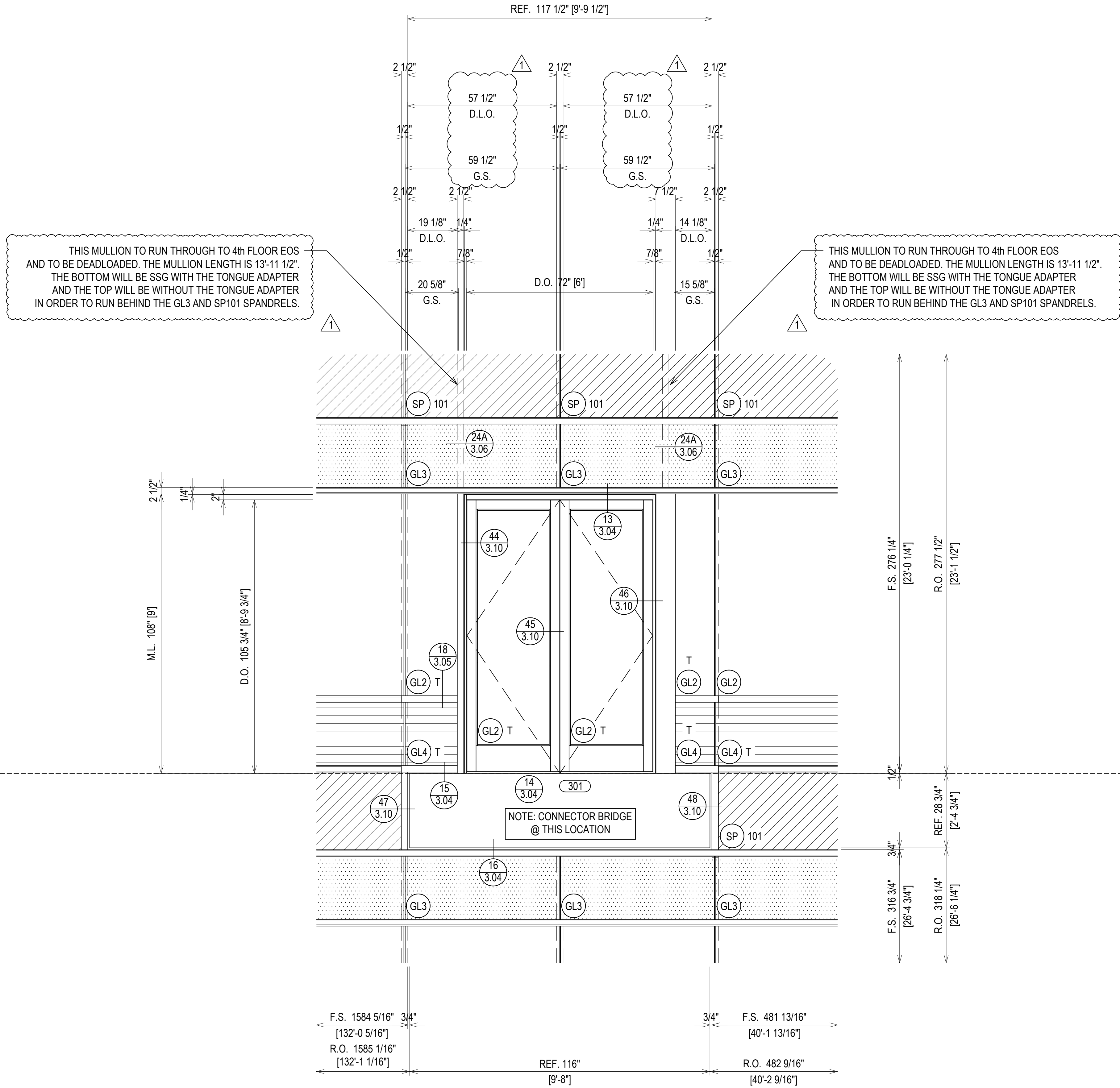
**GREENVILLE COUNTY ADMINISTRATION
NORTH BUILDING
GREENVILLE, SC**



DRAWN BY:	DATE:
RA	05.17.21
CHECKED BY:	DATE:
EW	05.17.21

ERECTOR / G.C. NOTE:
PLEASE FIELD VERIFY ALL DIMENSIONS

LEVEL 03
978' - 11"



THIS MULLION TO RUN THROUGH TO 4th FLOOR EOS AND TO BE DEADLOADED. THE MULLION LENGTH IS 13'-11 1/2". THE BOTTOM WILL BE SSG WITH THE TONGUE ADAPTER AND THE TOP WILL BE WITHOUT THE TONGUE ADAPTER IN ORDER TO RUN BEHIND THE GL3 AND SP101 SPANDRELS.

THIS MULLION TO RUN THROUGH TO 4th FLOOR EOS AND TO BE DEADLOADED. THE MULLION LENGTH IS 13'-11 1/2". THE BOTTOM WILL BE SSG WITH THE TONGUE ADAPTER AND THE TOP WILL BE WITHOUT THE TONGUE ADAPTER IN ORDER TO RUN BEHIND THE GL3 AND SP101 SPANDRELS.

DE6 DOOR ELEVATION 6
CURTAIN WALL FRAME "CW-G"

REV	DESCRIPTION	DATE
1	1ST REVISION	07/20/21
2	2ND REVISION	08/25/21
3	3RD REVISION (ENGINEERING)	09/01/21
NO	DESCRIPTION	

GREENVILLE COUNTY ADMINISTRATION
NORTH BUILDING
GREENVILLE, SC

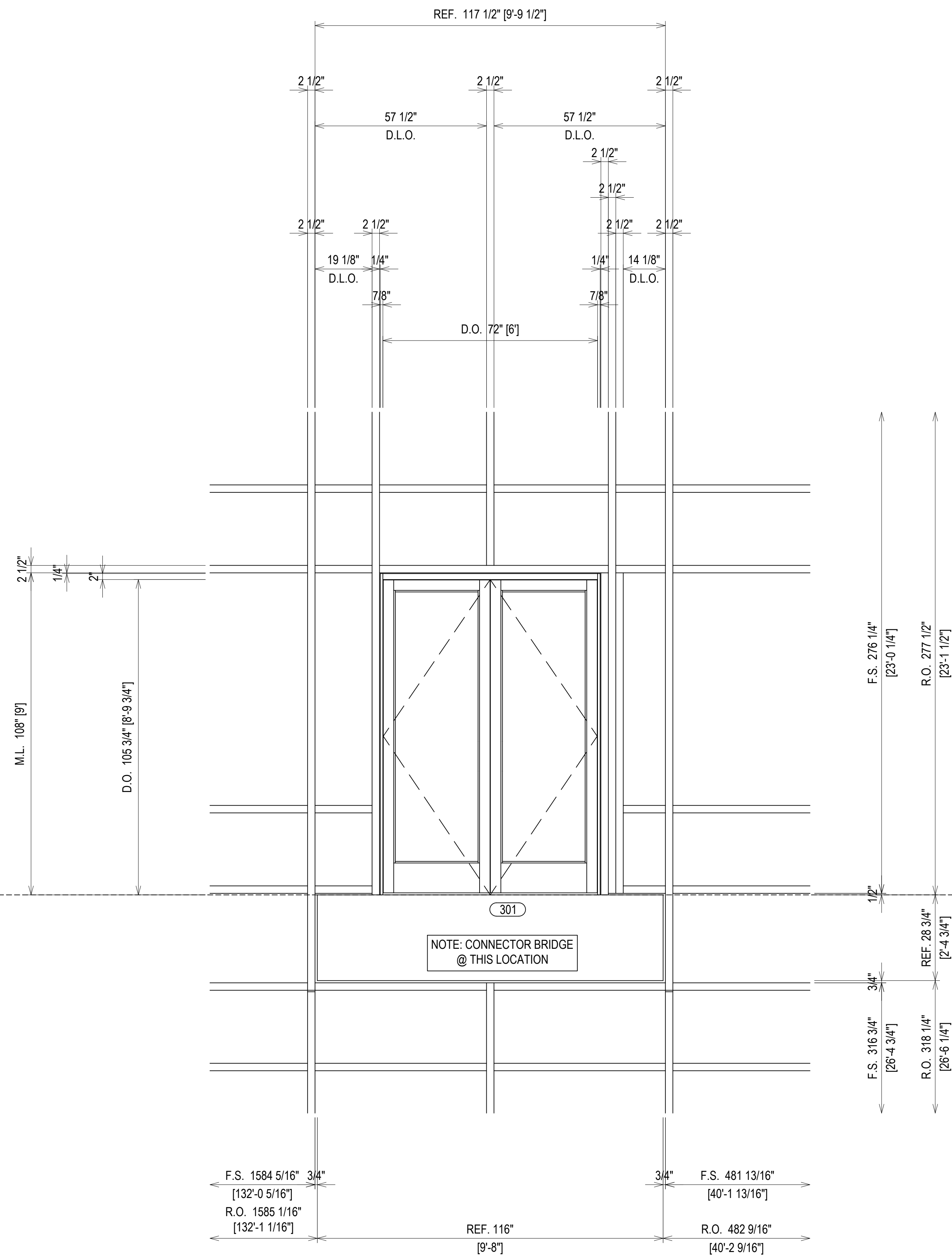
GRAHAM-HODGE
ASSOCIATES INC.

JOB #

DRAWN BY:	DATE:
RA	05.17.21
CHECKED BY:	DATE:
EW	05.17.21

ERECTOR / G.C. NOTE:
PLEASE FIELD VERIFY ALL DIMENSIONS

LEVEL 03
978' - 11"



DE6 DOOR ELEVATION 6 (BACKMEMBER LAYOUT)
CURTAIN WALL FRAME "CW-G"

REV.	DESCRIPTION	DATE
1	1ST REVISION	07/20/21
2	2ND REVISION	08/25/21
3	3RD REVISION (ENGINEERING)	09/01/21
NO	DESCRIPTION	

GREENVILLE COUNTY ADMINISTRATION
NORTH BUILDING
GREENVILLE, SC

GRAHAM-HODGE
ASSOCIATES INC.

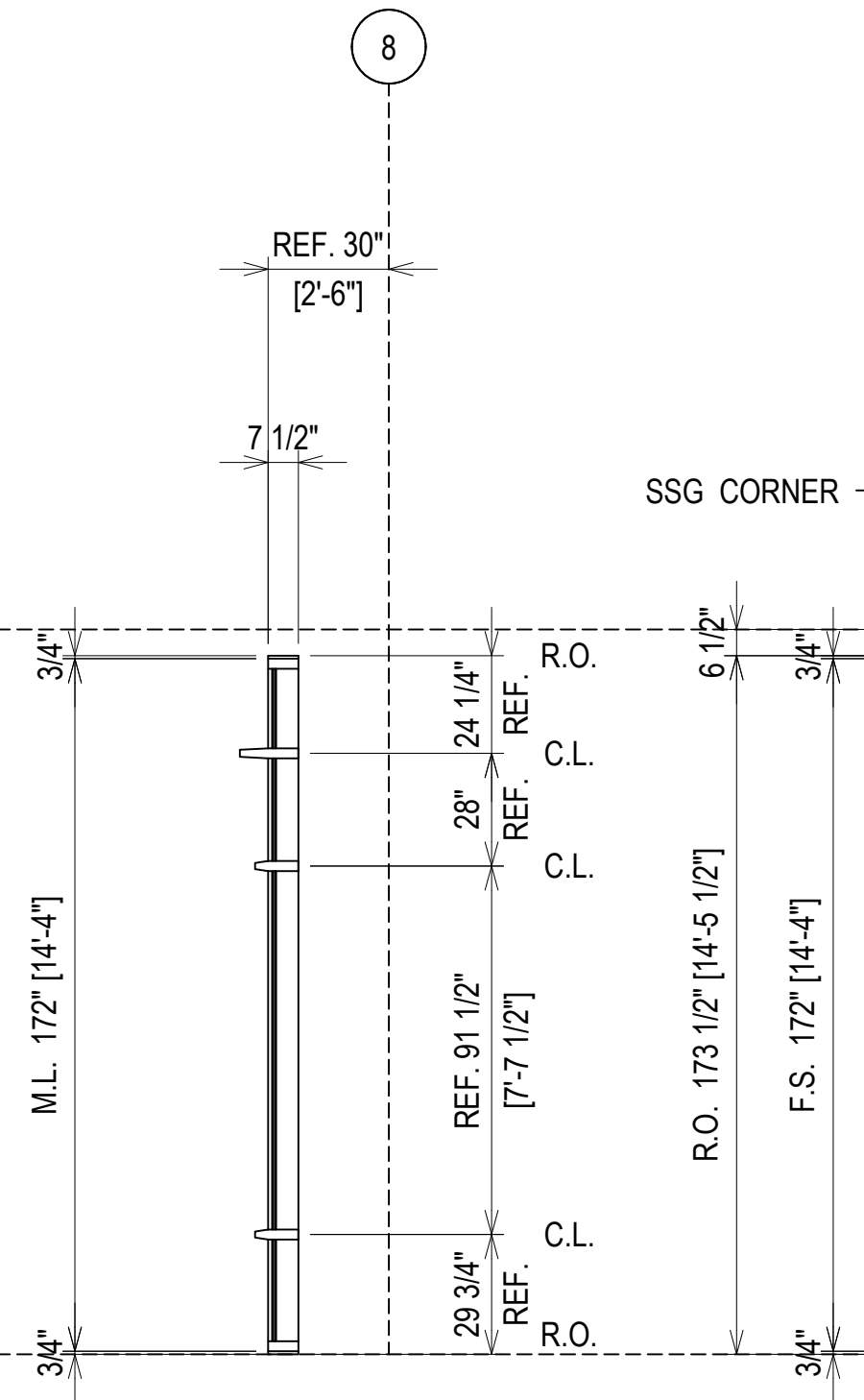
JOB #

DRAWN BY:	DATE:
RA	05.17.21
CHECKED BY:	DATE:
EW	05.17.21

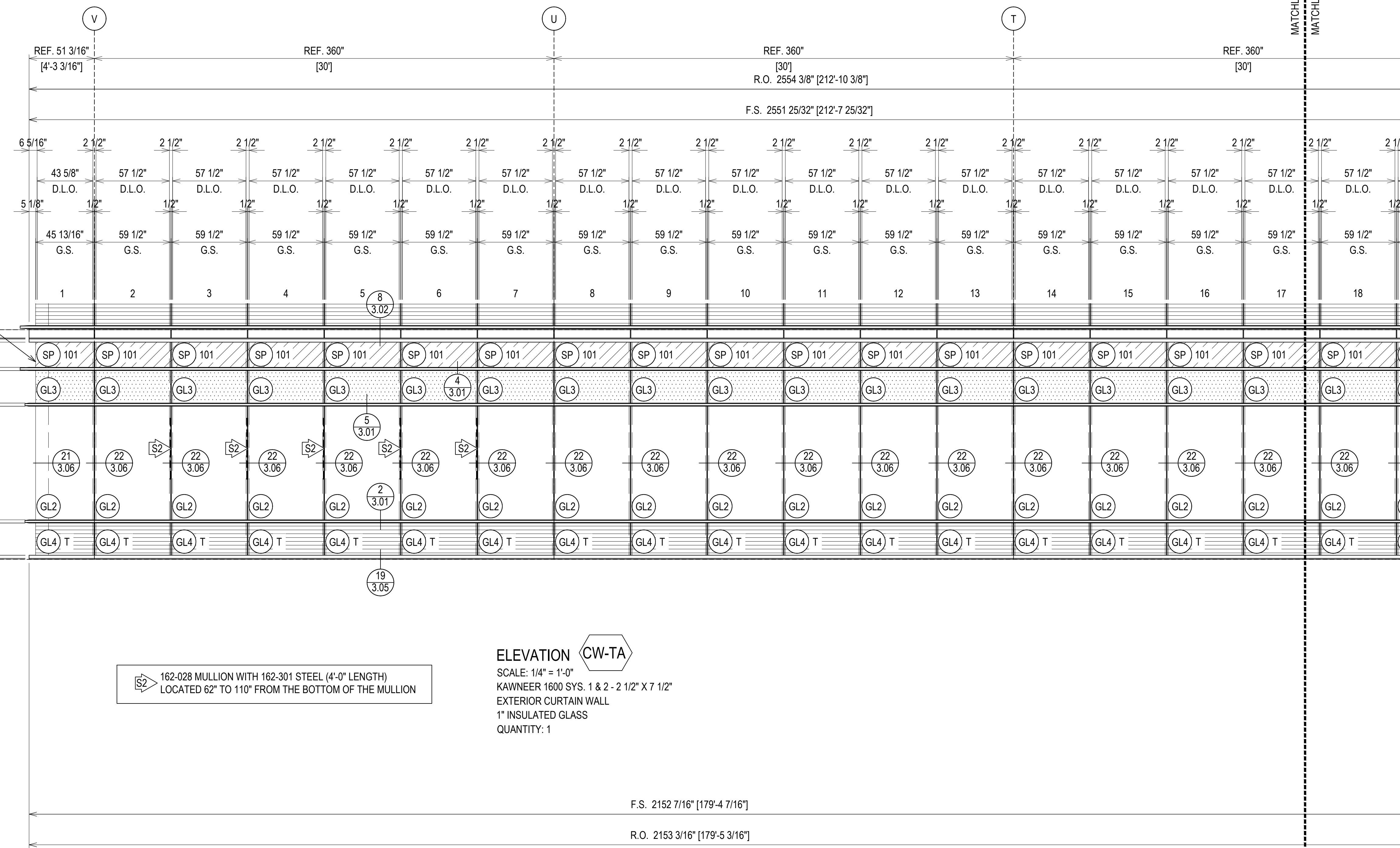
ERECTOR / G.C. NOTE:
PLEASE FIELD VERIFY ALL DIMENSIONS

LEVEL 01
950' - 0"

TERRACE LEVEL
935' - 0"



- ARCH. REF.: 3A/A4.2.2
- ARCH. REF.: 4A/A4.2.2
- ARCH. REF.: 5A/A4.2.2



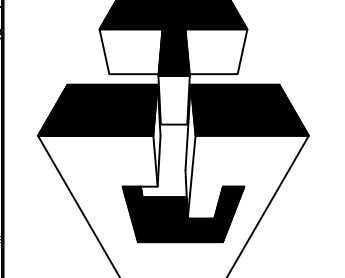
ELEVATION CW-TA
 SCALE: 1/4" = 1'-0"
 KAWNEER 1600 SYS. 1 & 2 - 2 1/2" X 7 1/2"
 EXTERIOR CURTAIN WALL
 1" INSULATED GLASS
 QUANTITY: 1

ERECTOR / G.C. NOTE:
 PLEASE FIELD VERIFY ALL DIMENSIONS

DATE	DESCRIPTION
07/20/21 <td>1ST REVISION</td>	1ST REVISION
08/25/21 <td>2ND REVISION</td>	2ND REVISION
09/13/21 <td>3RD REVISION (ENGINEERING)</td>	3RD REVISION (ENGINEERING)
	NO


GREENVILLE COUNTY ADMINISTRATION
 NORTH BUILDING
 GREENVILLE, SC

GRAHAM-HODGE
 ASSOCIATES INC.



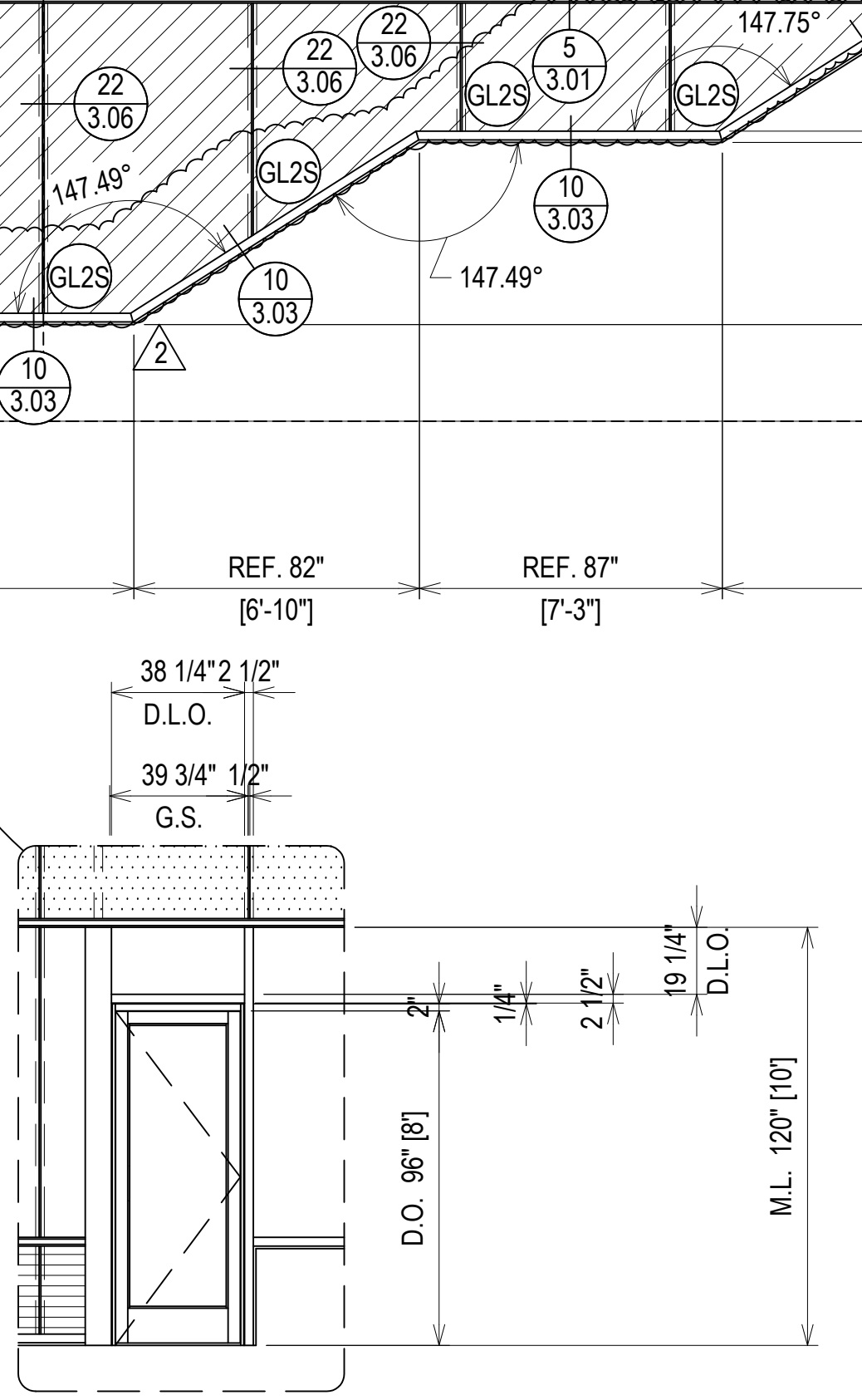
DRAWN BY:	DATE:
RA	05.17.21
CHECKED BY:	DATE:
EW	05.17.21

2.18



ELEVATION CW-TA
 SCALE: 1/4" = 1'-0"
 KAWNEER 1600 SYS. 1 & 2 - 2 1/2" X 7 1/2"
 EXTERIOR CURTAIN WALL
 1" INSULATED GLASS
 QUANTITY: 1

162-028 MULLION WITH 162-301 STEEL (4'-0" LENGTH)
 LOCATED 62" TO 110" FROM THE BOTTOM OF THE MULLION



ERECTOR / G.C. NOTE:
 PLEASE FIELD VERIFY ALL DIMENSIONS

DATE	07/20/21
DESCRIPTION	1ST REVISION
	2ND REVISION
	3RD REVISION (ENGINEERING)
NO	NO
DRAWING SUBMISSION	

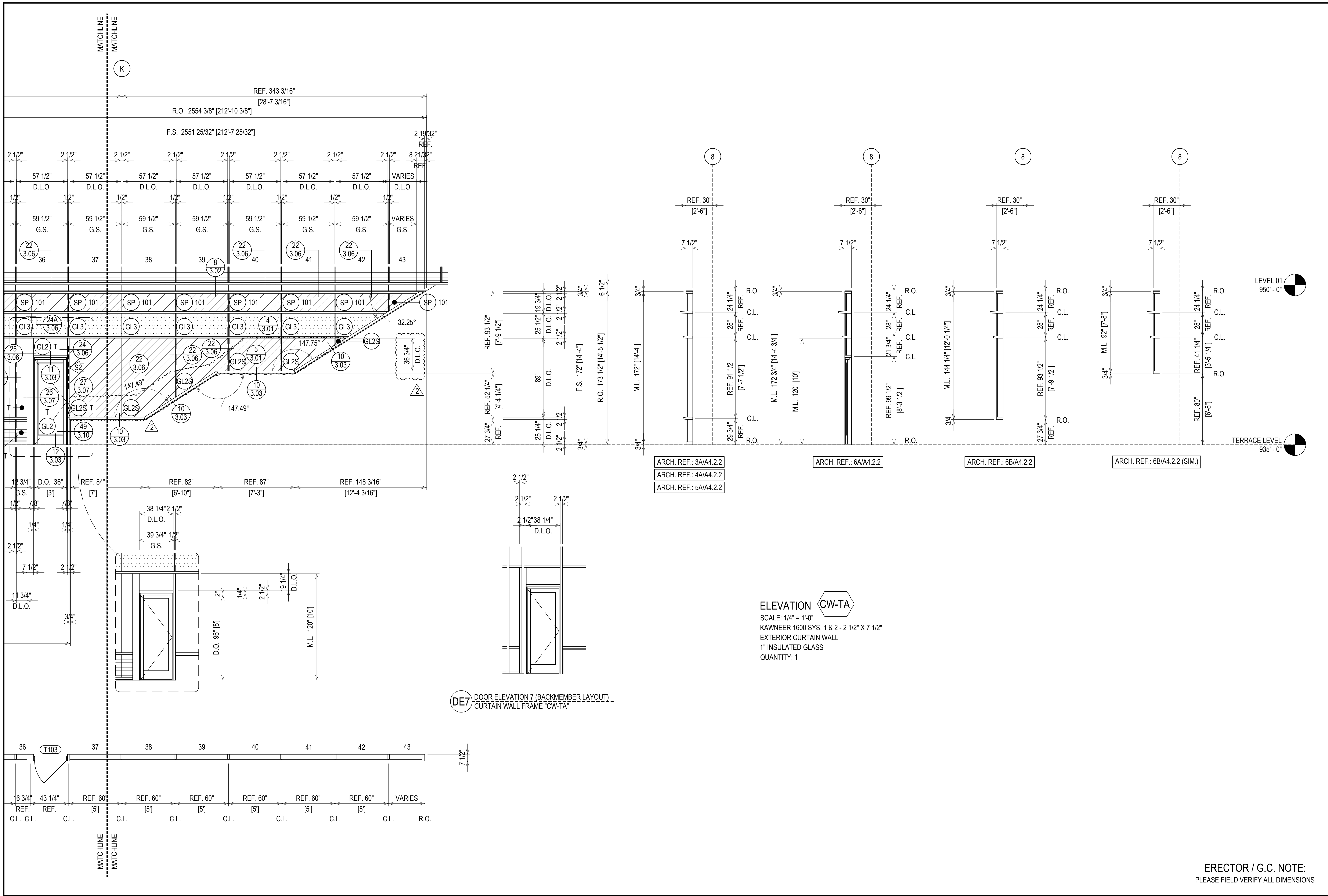
**GREENVILLE COUNTY ADMINISTRATION
 NORTH BUILDING
 GREENVILLE, SC**

**GRAHAM-HODGE
 ASSOCIATES INC.**

JOB #

DRAWN BY:	DATE:
RA	05.17.21
CHECKED BY:	DATE:
EW	05.17.21

2.19




DE7 DOOR ELEVATION 7 (BACKMEMBER LAYOUT)
CURTAIN WALL FRAME "CW-TA"

ELEVATION CW-TA
SCALE: 1/4" = 1'-0"
KAWNEER 1600 SYS. 1 & 2 - 2 1/2" X 7 1/2"
EXTERIOR CURTAIN WALL
1" INSULATED GLASS
QUANTITY: 1

REV.	DESCRIPTION	DATE
1	1ST REVISION	07/2021
2	2ND REVISION	08/2021
3	3RD REVISION (ENGINEERING)	09/21/21
NO	DESCRIPTION	

GREENVILLE COUNTY ADMINISTRATION
NORTH BUILDING
GREENVILLE, SC



DRAWN BY:	DATE:
RA	05.17.21
CHECKED BY:	DATE:
EW	05.17.21

ERECTOR / G.C. NOTE:
PLEASE FIELD VERIFY ALL DIMENSIONS

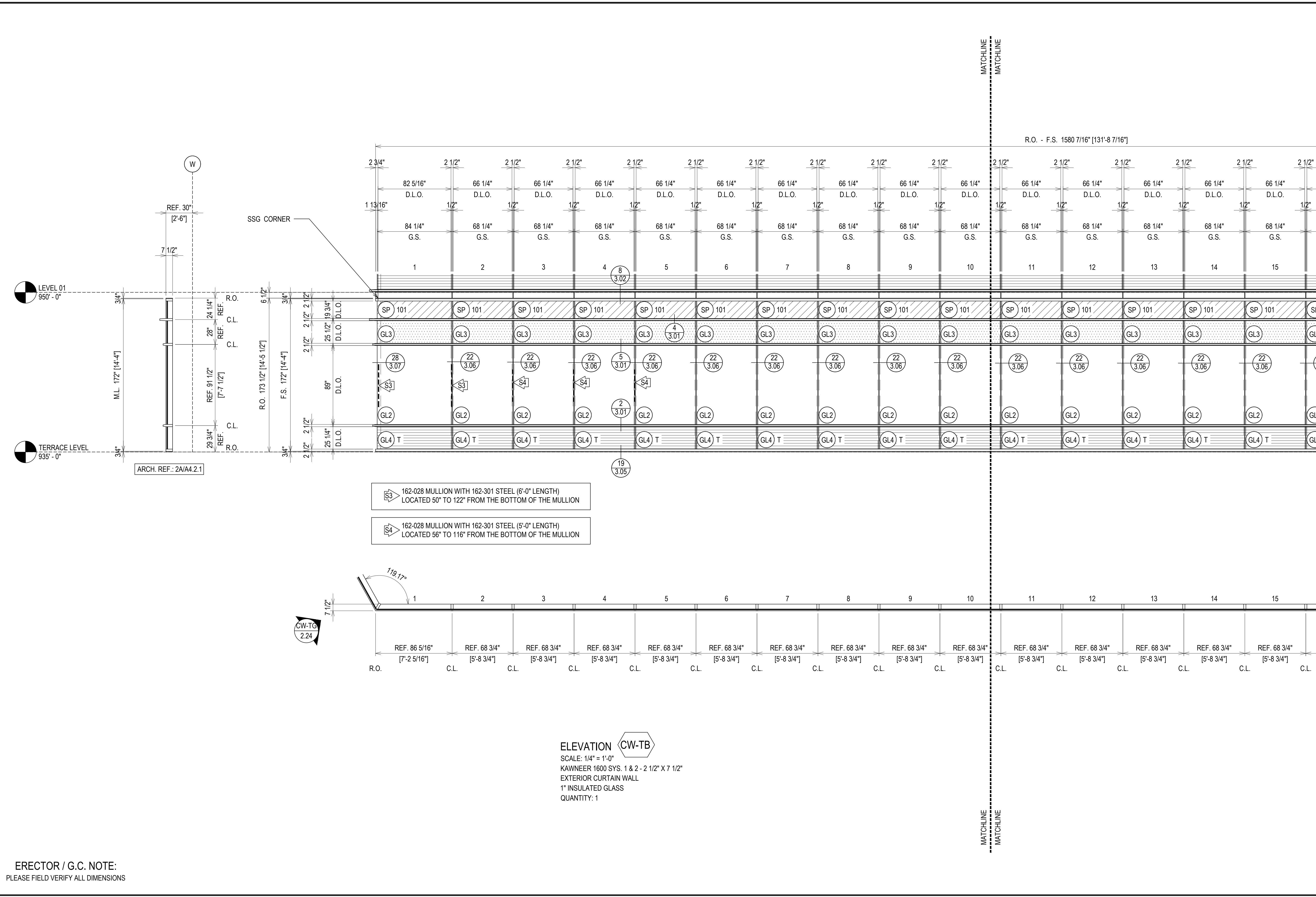
DATE	DESCRIPTION
07/20/21 <td>1ST REVISION</td>	1ST REVISION
08/25/21 <td>2ND REVISION</td>	2ND REVISION
09/13/21 <td>3RD REVISION (ENGINEERING)</td>	3RD REVISION (ENGINEERING)
	NO

**GREENVILLE COUNTY ADMINISTRATION
NORTH BUILDING
GREENVILLE, SC**

**GRAHAM-HODGE
ASSOCIATES INC.**
 JOB #

DRAWN BY:	DATE:
RA	05.17.21
CHECKED BY:	DATE:
EW	05.17.21

2.21



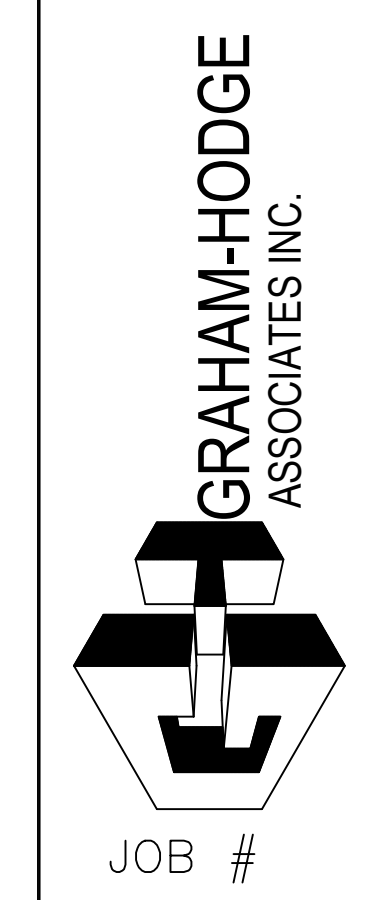
- 162-028 MULLION WITH 162-301 STEEL (6'-0" LENGTH)
 LOCATED 50" TO 122" FROM THE BOTTOM OF THE MULLION
- 162-028 MULLION WITH 162-301 STEEL (5'-0" LENGTH)
 LOCATED 56" TO 116" FROM THE BOTTOM OF THE MULLION

ELEVATION CW-TB
 SCALE: 1/4" = 1'-0"
 KAWNEER 1600 SYS. 1 & 2 - 2 1/2" X 7 1/2"
 EXTERIOR CURTAIN WALL
 1" INSULATED GLASS
 QUANTITY: 1

ERECTOR / G.C. NOTE:
 PLEASE FIELD VERIFY ALL DIMENSIONS

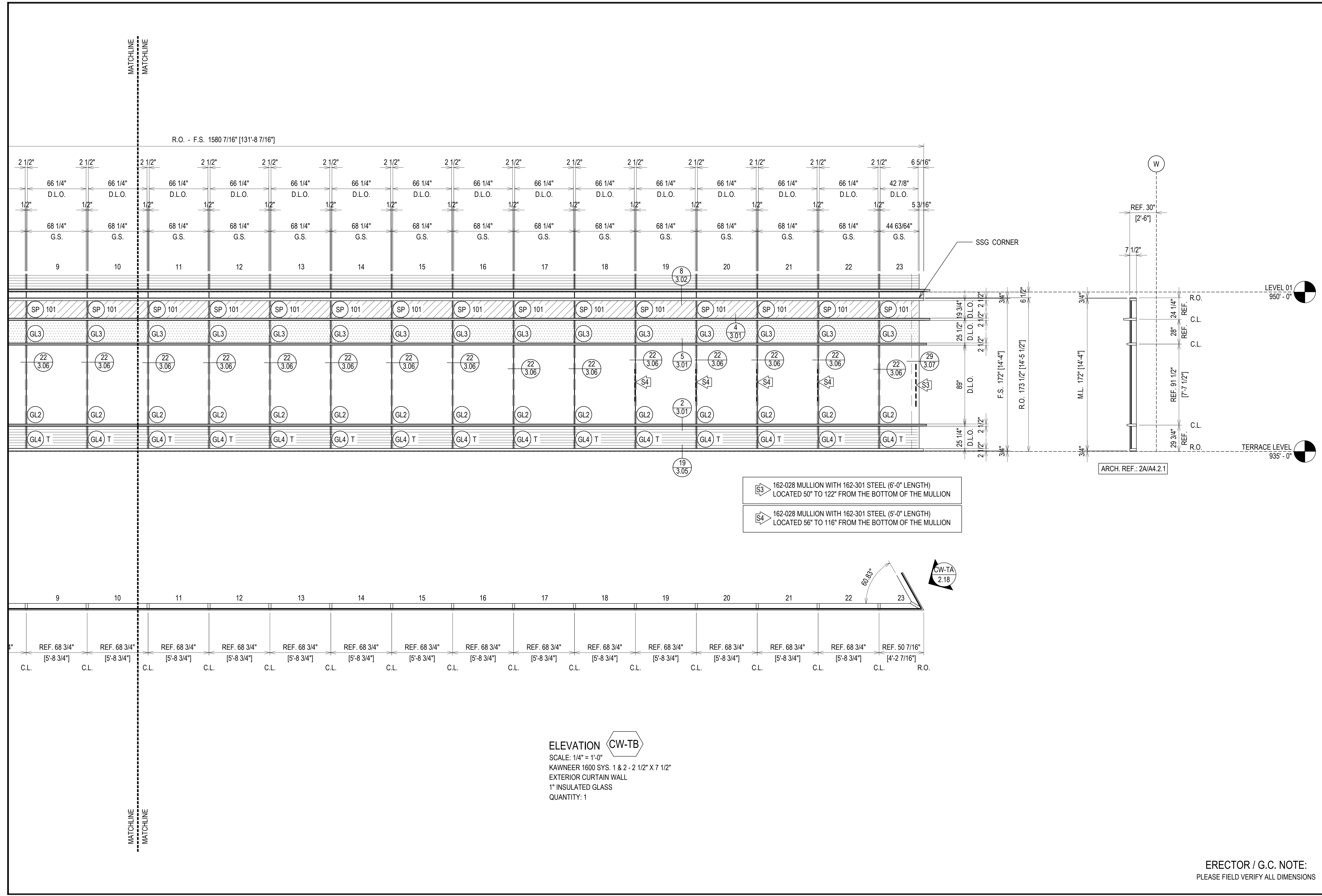
REV	DESCRIPTION	DATE
1	1ST REVISION	07/20/21
2	2ND REVISION	08/25/21
3	3RD REVISION (ENGINEERING)	09/01/21
NO	DESCRIPTION	

**GREENVILLE COUNTY ADMINISTRATION
NORTH BUILDING
GREENVILLE, SC**



DRAWN BY:	DATE:
RA	05.17.21
CHECKED BY:	DATE:
EW	05.17.21

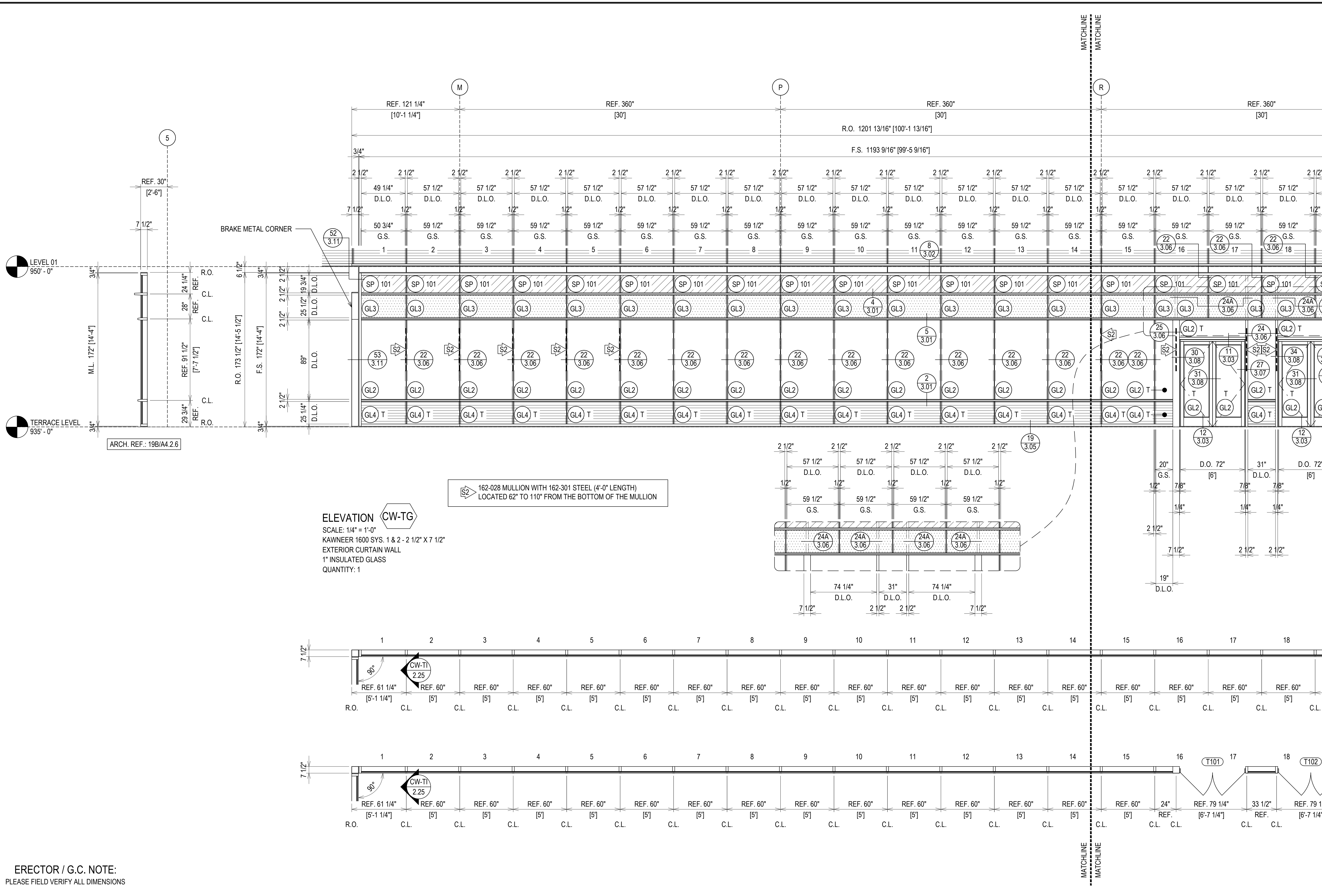
2.22



- 162-028 MULLION WITH 162-301 STEEL (6'-0\"/>
- 162-028 MULLION WITH 162-301 STEEL (5'-0\"/>

ELEVATION CW-TB
 SCALE: 1/4" = 1'-0"
 KAWNEER 1600 SYS. 1 & 2 - 2 1/2" X 7 1/2"
 EXTERIOR CURTAIN WALL
 1" INSULATED GLASS
 QUANTITY: 1

ERECTOR / G.C. NOTE:
 PLEASE FIELD VERIFY ALL DIMENSIONS



ELEVATION CW-TG
 SCALE: 1/4" = 1'-0"
 KAWNEER 1600 SYS. 1 & 2 - 2 1/2" X 7 1/2"
 EXTERIOR CURTAIN WALL
 1" INSULATED GLASS
 QUANTITY: 1

162-028 MULLION WITH 162-301 STEEL (4'-0" LENGTH)
 LOCATED 62" TO 110" FROM THE BOTTOM OF THE MULLION

DATE	07/20/21
DESCRIPTION	1ST REVISION
DATE	08/26/21
DESCRIPTION	2ND REVISION
DATE	09/13/21
DESCRIPTION	3RD REVISION (ENGINEERING)
DATE	
DESCRIPTION	DRAWING SUBMISSION

REV	1	NO
REV	2	NO
REV	3	NO
REV	NO	NO

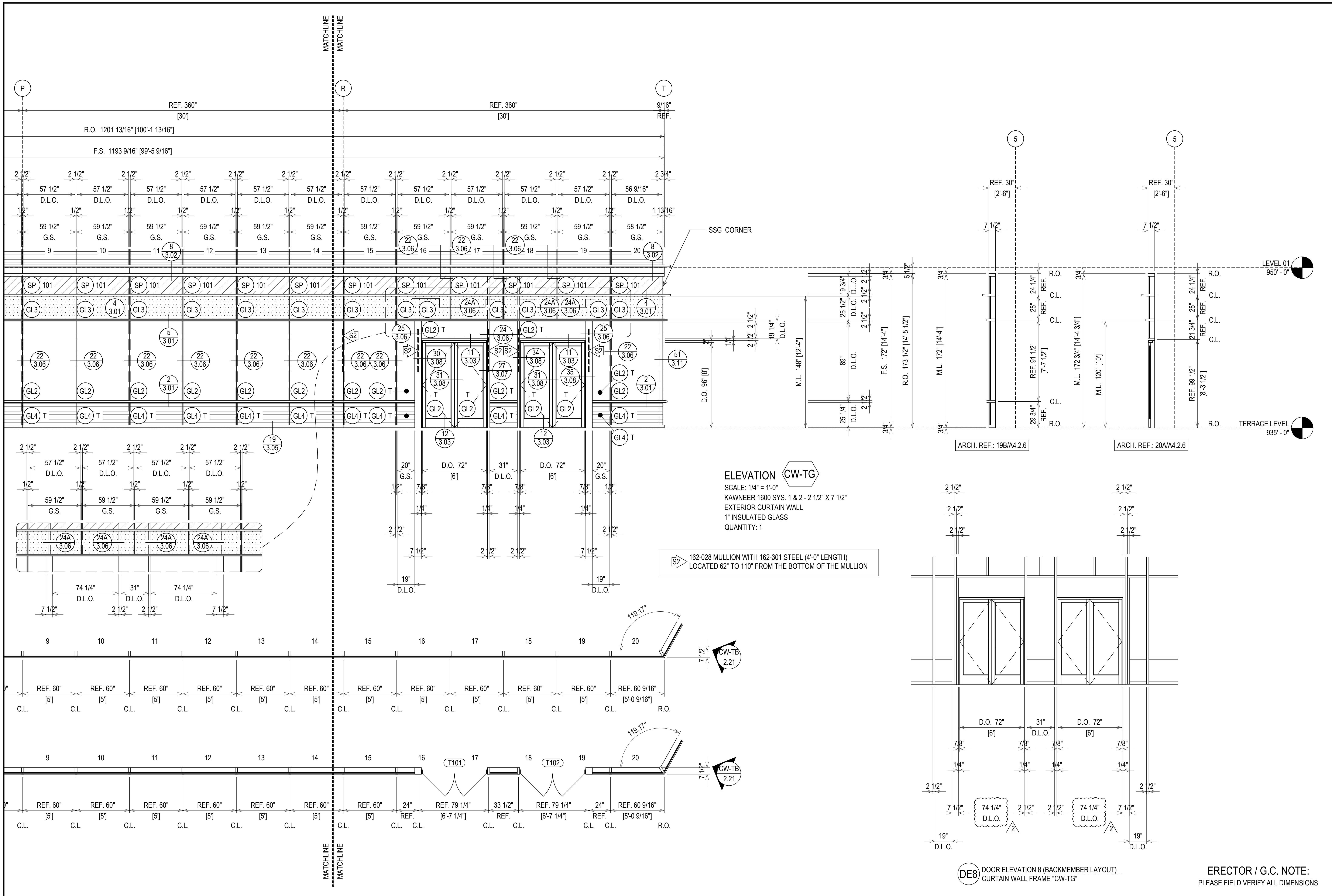
**GREENVILLE COUNTY ADMINISTRATION
 NORTH BUILDING
 GREENVILLE, SC**

**GRAHAM-HODGE
 ASSOCIATES INC.**

JOB #


DRAWN BY:	RA	DATE:	05.17.21
CHECKED BY:	EW	DATE:	05.17.21

2.23



REV	DESCRIPTION	DATE
1	1ST REVISION	07/20/21
2	2ND REVISION	08/25/21
3	3RD REVISION (ENGINEERING)	09/01/21
NO	DESCRIPTION	
	DRAWING SUBMISSION	

**GREENVILLE COUNTY ADMINISTRATION
NORTH BUILDING
GREENVILLE, SC**



DRAWN BY:	DATE:
RA	05.17.21
CHECKED BY:	DATE:
EW	05.17.21

REV	DESCRIPTION	DATE
1	1ST REVISION	07/20/21
2	2ND REVISION	08/26/21
3	3RD REVISION (ENGINEERING)	09/11/21
NO	DESCRIPTION	

**GREENVILLE COUNTY ADMINISTRATION
NORTH BUILDING
GREENVILLE, SC**

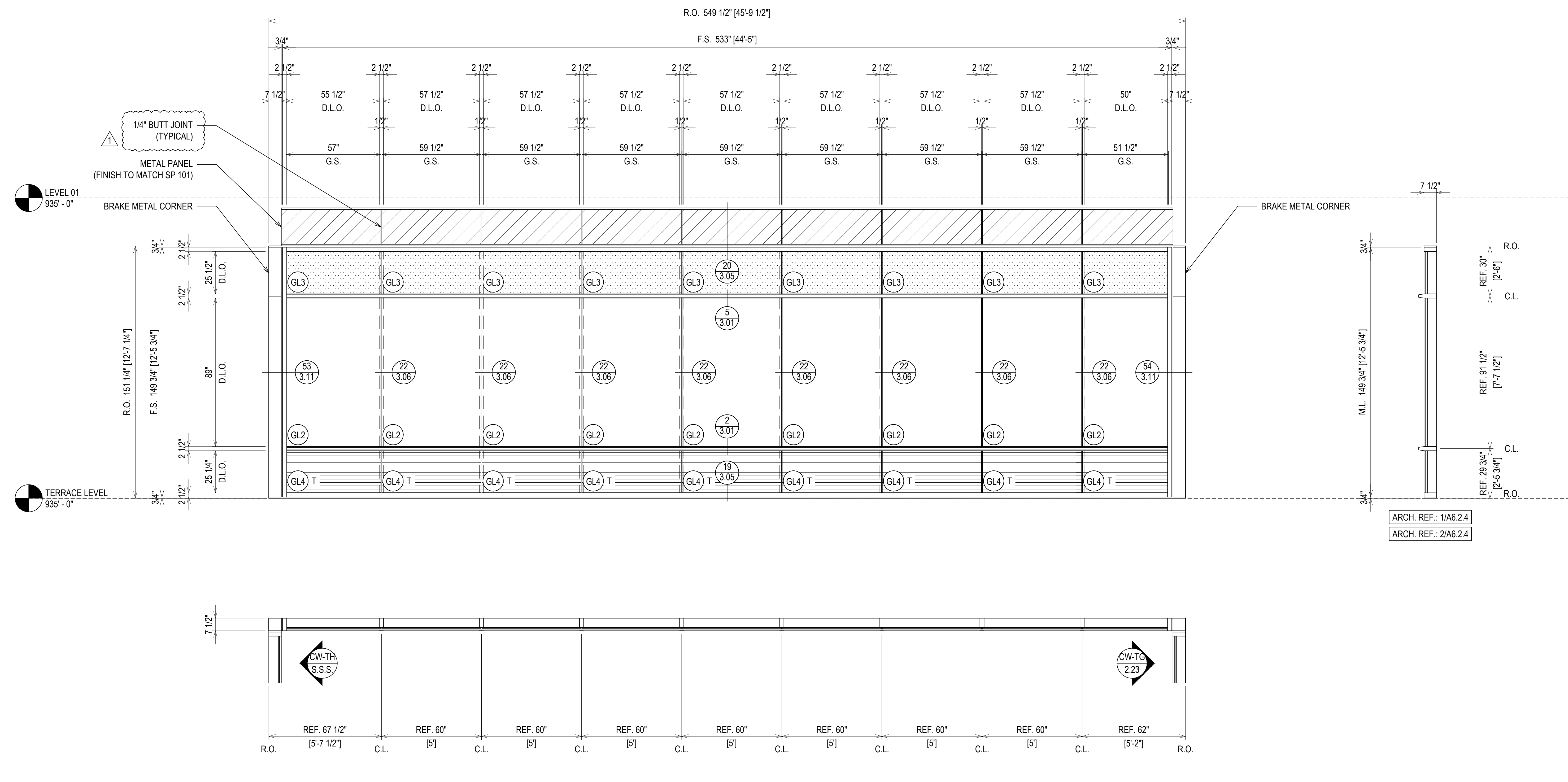
**GRAHAM-HODGE
ASSOCIATES INC.**

JOB #

DRAWN BY:	DATE:
RA	05.17.21
CHECKED BY:	DATE:
EW	05.17.21

2.25

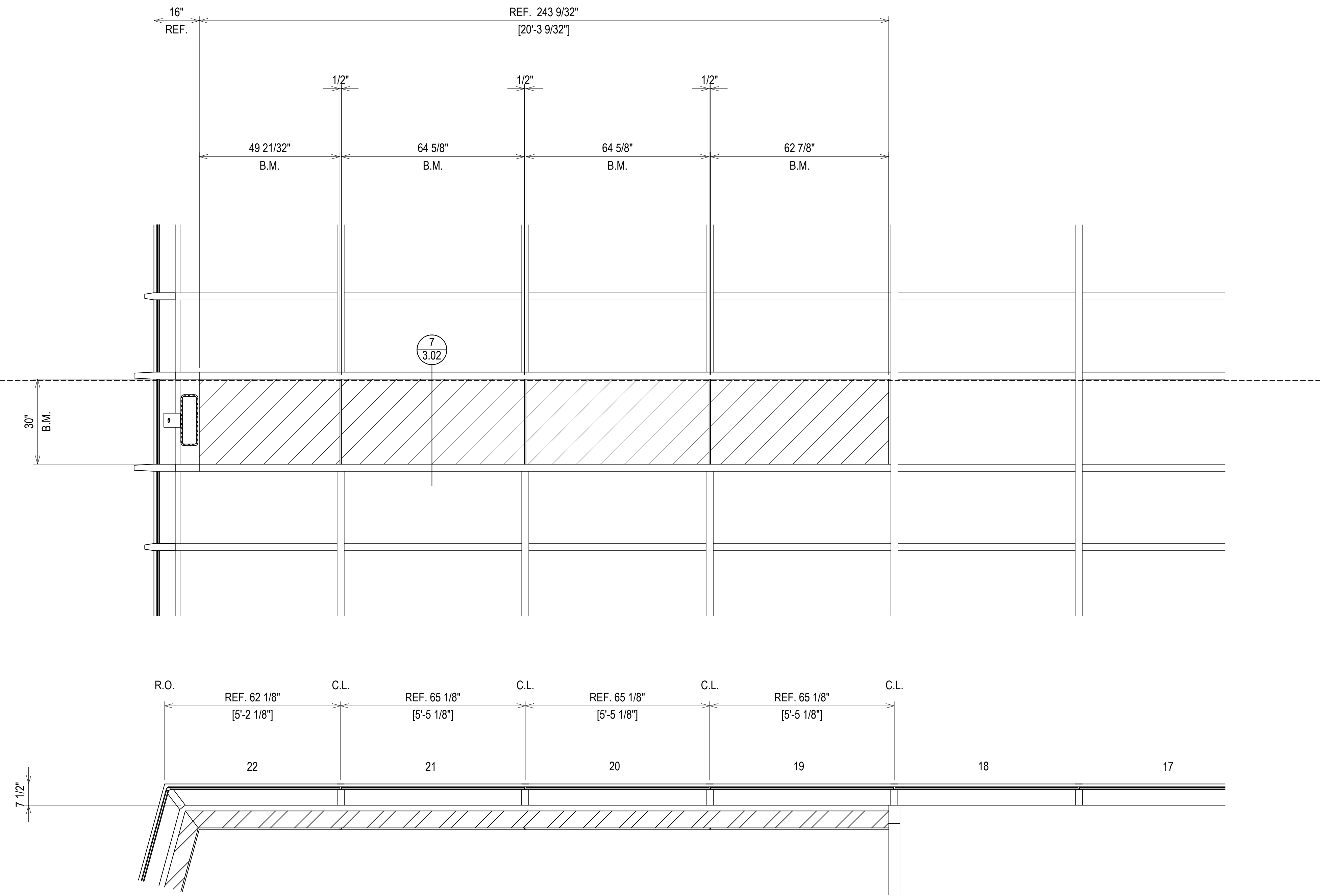
ERECTOR / G.C. NOTE:
PLEASE FIELD VERIFY ALL DIMENSIONS



ELEVATION CW-TI
SCALE: 3/8" = 1'-0"
KAWNEER 1600 SYS. 1 & 2 - 2 1/2" X 7 1/2"
EXTERIOR CURTAIN WALL
1" INSULATED GLASS
QUANTITY: 1

ARCH. REF.: 1/A6.2.4
ARCH. REF.: 2/A6.2.4

LEVEL 02
965'-0"



ELEVATION **CW-F** BRAKE METAL ELEVATION
 SCALE: 1/4" = 1'-0"
 KAWNEER 1600 SYS. 1 & 2 - 2 1/2" X 7 1/2"
 EXTERIOR CURTAIN WALL
 1" INSULATED GLASS
 QUANTITY: 1



REV.	DESCRIPTION	DATE
1	1ST REVISION	07/20/21
2	2ND REVISION	08/24/21
3	3RD REVISION (ENGINEERING)	09/11/21
NO	DESCRIPTION	
DRAWING SUBMISSION		

GREENVILLE COUNTY ADMINISTRATION
 NORTH BUILDING
 GREENVILLE, SC

GRAHAM-HODGE
 ASSOCIATES INC.

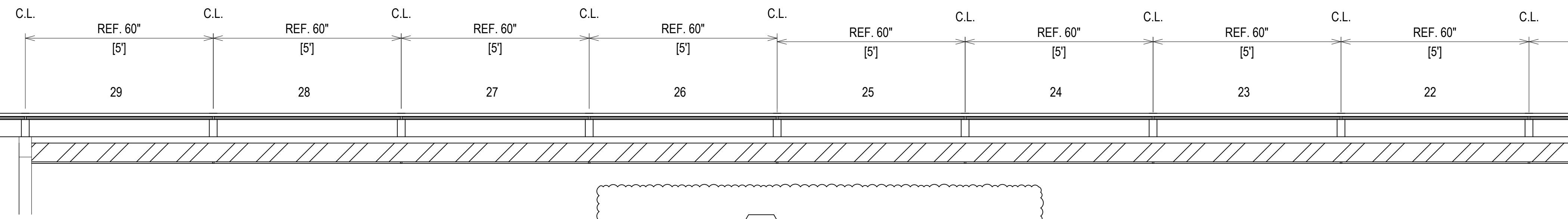
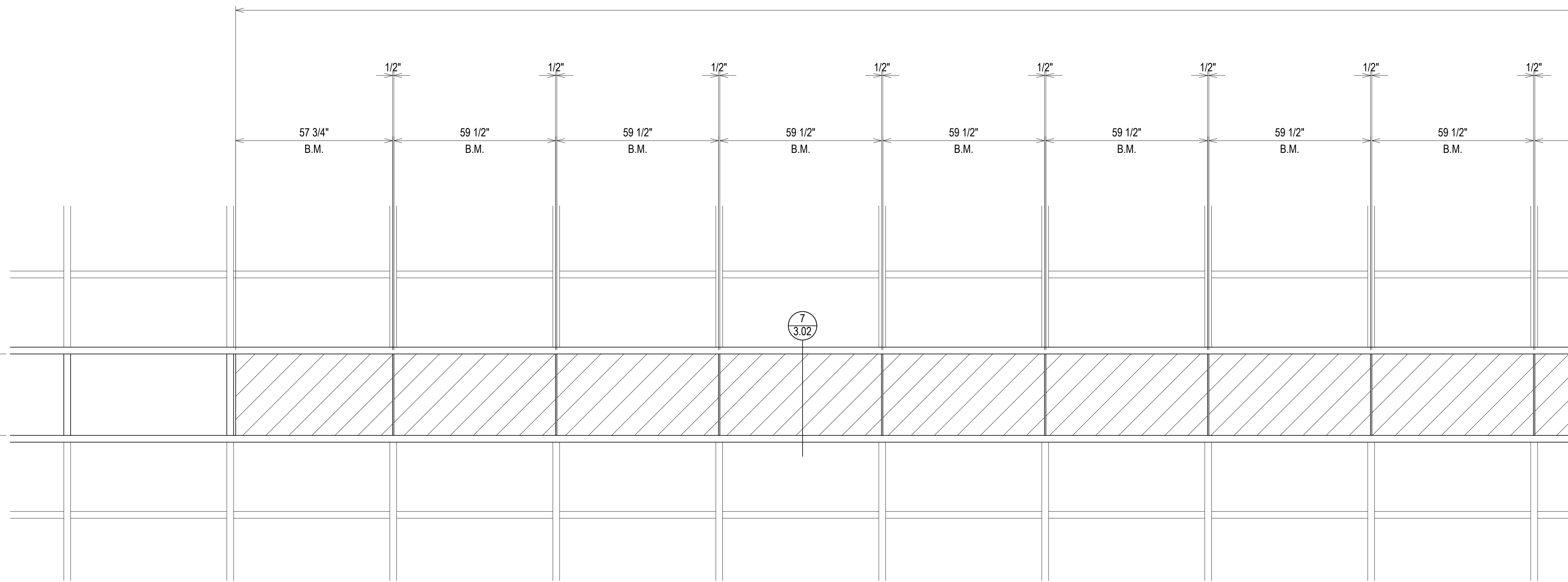
JOB #

DRAWN BY:	DATE:
RA	05.17.21
CHECKED BY:	DATE:
EW	05.17.21

ERECTOR / G.C. NOTE:
 PLEASE FIELD VERIFY ALL DIMENSIONS

LEVEL 02
965'-0"

30"
B.M.



ELEVATION **CW-G** BRAKE METAL ELEVATION
 SCALE: 1/4" = 1'-0"
 KAWNEER 1600 SYS. 1 & 2 - 2 1/2" X 7 1/2"
 EXTERIOR CURTAIN WALL
 1" INSULATED GLASS
 QUANTITY: 1

ERECTOR / G.C. NOTE:
PLEASE FIELD VERIFY ALL DIMENSIONS

REV.	DESCRIPTION	DATE
1	1ST REVISION	07/20/21
2	2ND REVISION	08/24/21
3	3RD REVISION (ENGINEERING)	09/11/21
NO	DESCRIPTION	
	DRAWING SUBMISSION	

GREENVILLE COUNTY ADMINISTRATION
 NORTH BUILDING
 GREENVILLE, SC

GRAHAM-HODGE
 ASSOCIATES INC.
 JOB #

DRAWN BY:	DATE:
RA	05.17.21
CHECKED BY:	DATE:
EW	05.17.21

2.27

REV.	DESCRIPTION	DATE
1	1ST REVISION	07/20/21
2	2ND REVISION	08/24/21
3	3RD REVISION (ENGINEERING)	09/13/21
NO	DESCRIPTION	

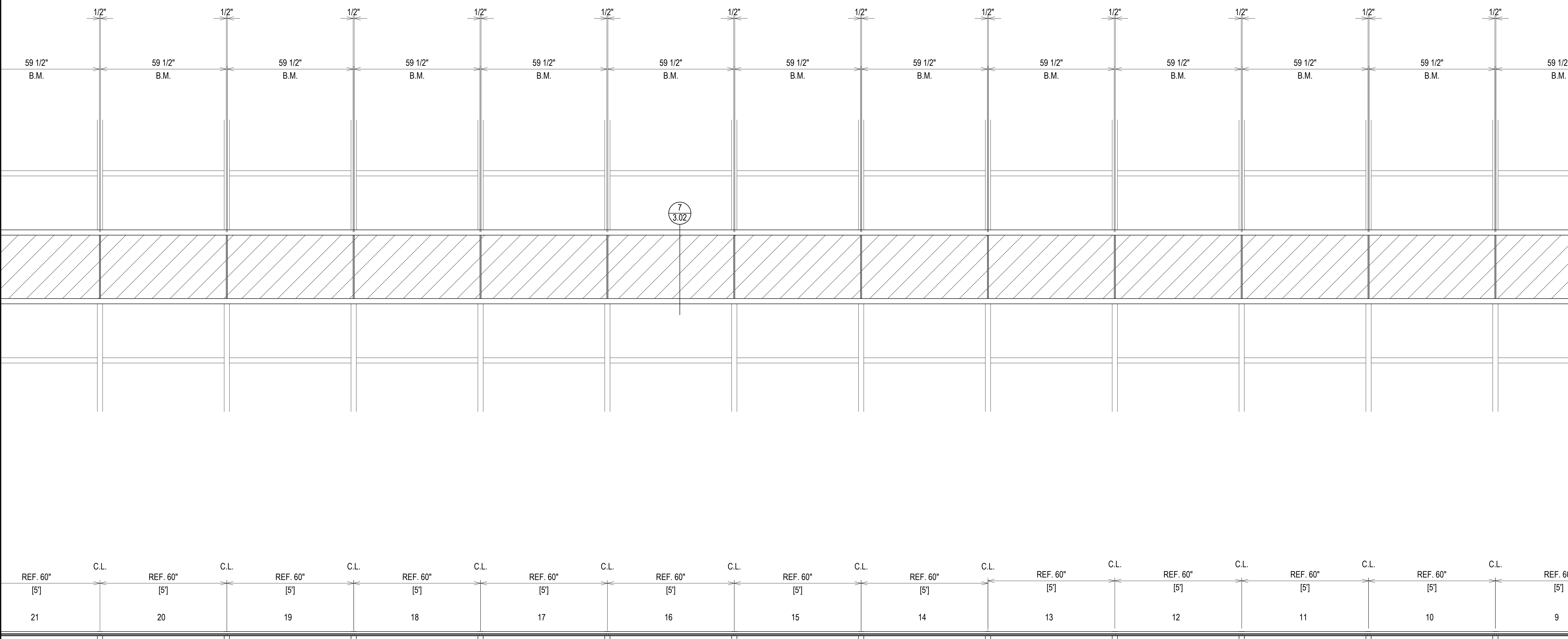
GREENVILLE COUNTY ADMINISTRATION
NORTH BUILDING
GREENVILLE, SC

GRAHAM-HODGE
ASSOCIATES INC.
 JOB #

DRAWN BY:	DATE:
RA	05.17.21
CHECKED BY:	DATE:
EW	05.17.21

2.28

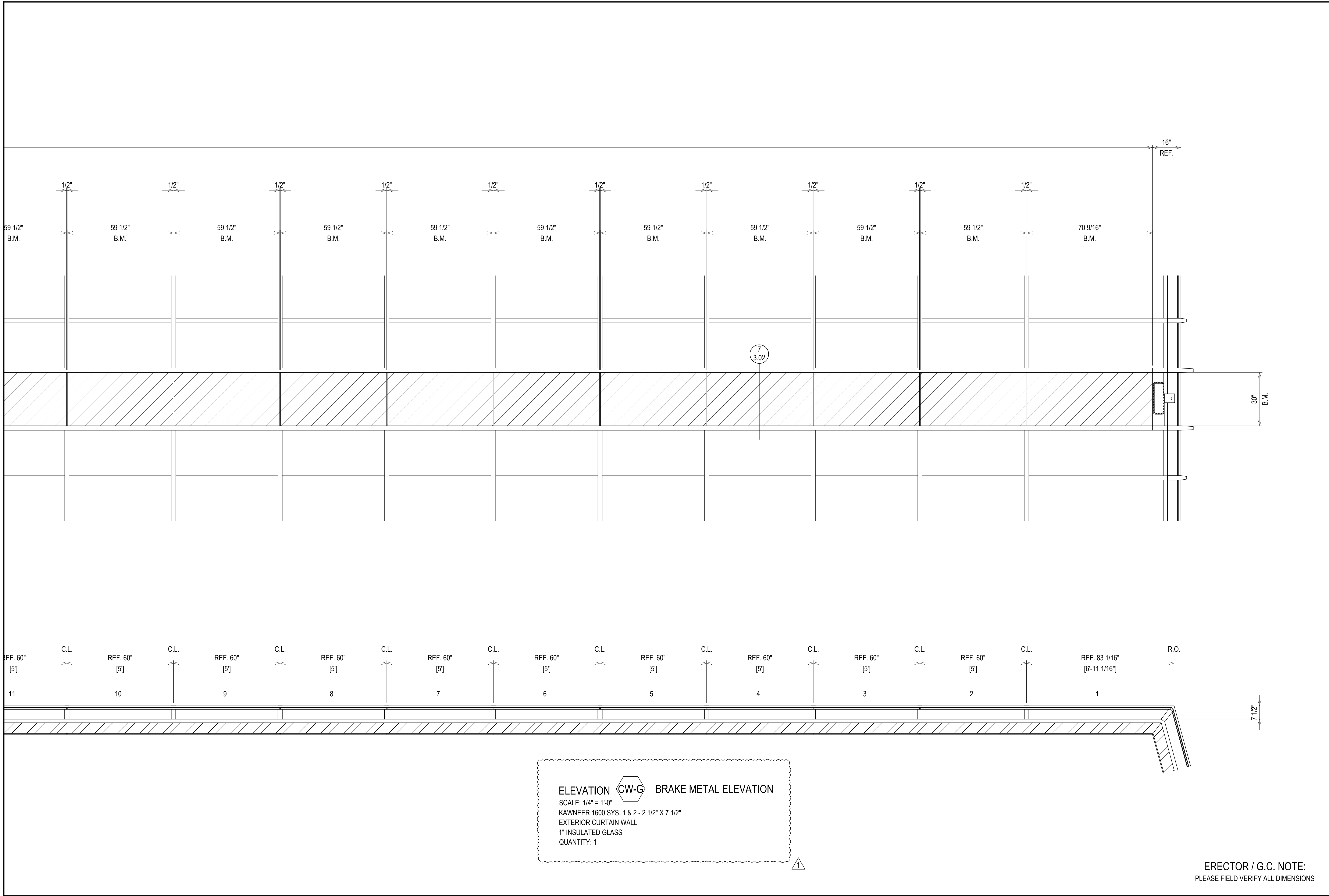
REF. 1748 53/64"
[145'-8 53/64"]



7
3.02

ELEVATION **CW-G** BRAKE METAL ELEVATION
 SCALE: 1/4" = 1'-0"
 KAWNEER 1600 SYS. 1 & 2 - 2 1/2" X 7 1/2"
 EXTERIOR CURTAIN WALL
 1" INSULATED GLASS
 QUANTITY: 1

ERECTOR / G.C. NOTE:
 PLEASE FIELD VERIFY ALL DIMENSIONS



REV.	DESCRIPTION	DATE
1	1ST REVISION	07/20/21
2	2ND REVISION	08/24/21
3	3RD REVISION (ENGINEERING)	09/13/21
NO	DESCRIPTION	
	DRAWING SUBMISSION	

GREENVILLE COUNTY ADMINISTRATION
NORTH BUILDING
GREENVILLE, SC

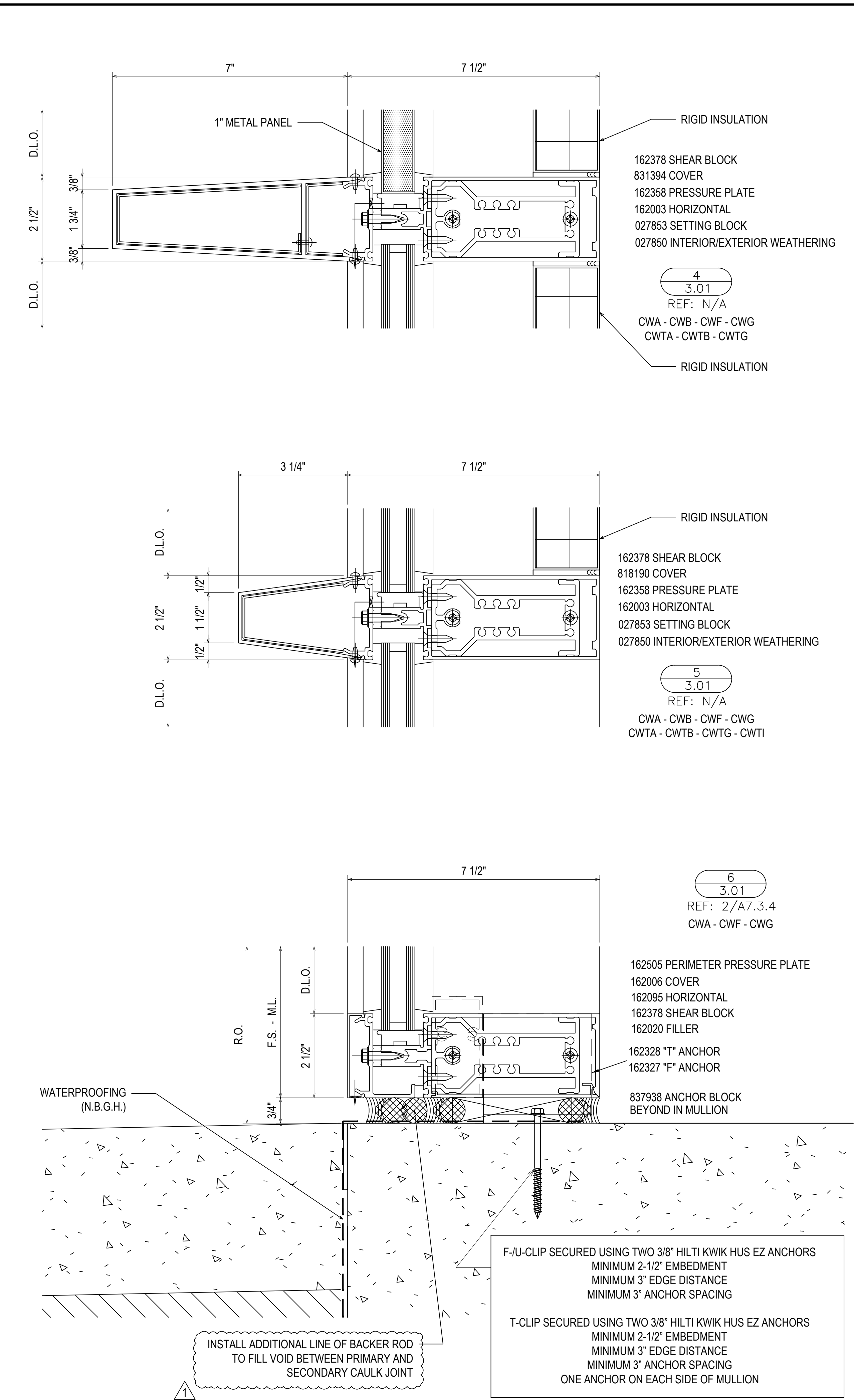
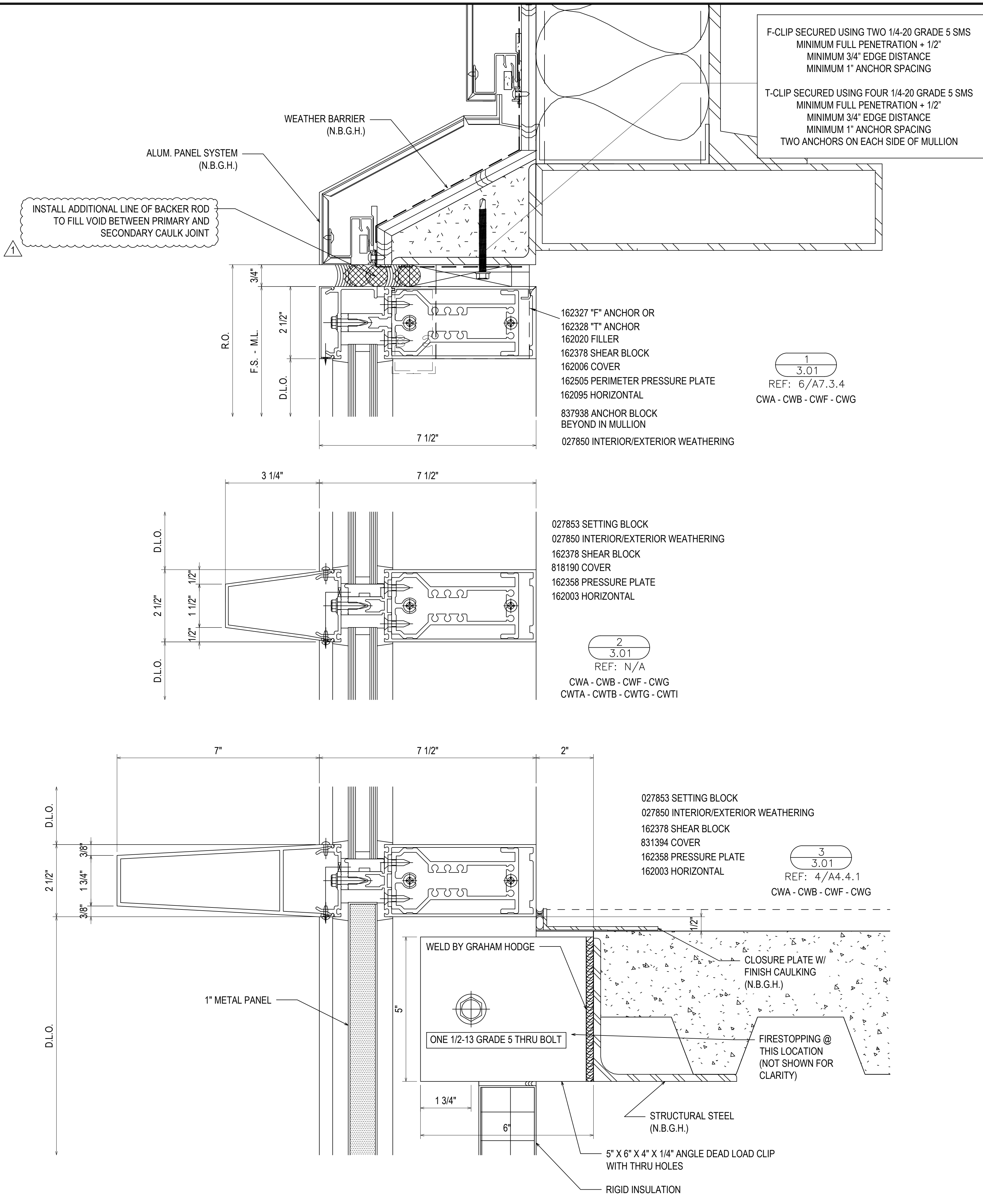
GRAHAM-HODGE
ASSOCIATES INC.

JOB #

DRAWN BY:	DATE:
RA	05.17.21
CHECKED BY:	DATE:
EW	05.17.21

ELEVATION **CW-G** BRAKE METAL ELEVATION
SCALE: 1/4" = 1'-0"
KAWNEER 1600 SYS. 1 & 2 - 2 1/2" X 7 1/2"
EXTERIOR CURTAIN WALL
1" INSULATED GLASS
QUANTITY: 1

ERECTOR / G.C. NOTE:
PLEASE FIELD VERIFY ALL DIMENSIONS



DATE	DESCRIPTION	BY	NO
07/20/21	1ST REVISION		1
08/26/21	2ND REVISION		2
09/11/21	3RD REVISION (ENGINEERING)		3
	DESCRIPTION		NO
DRAWING SUBMISSION			

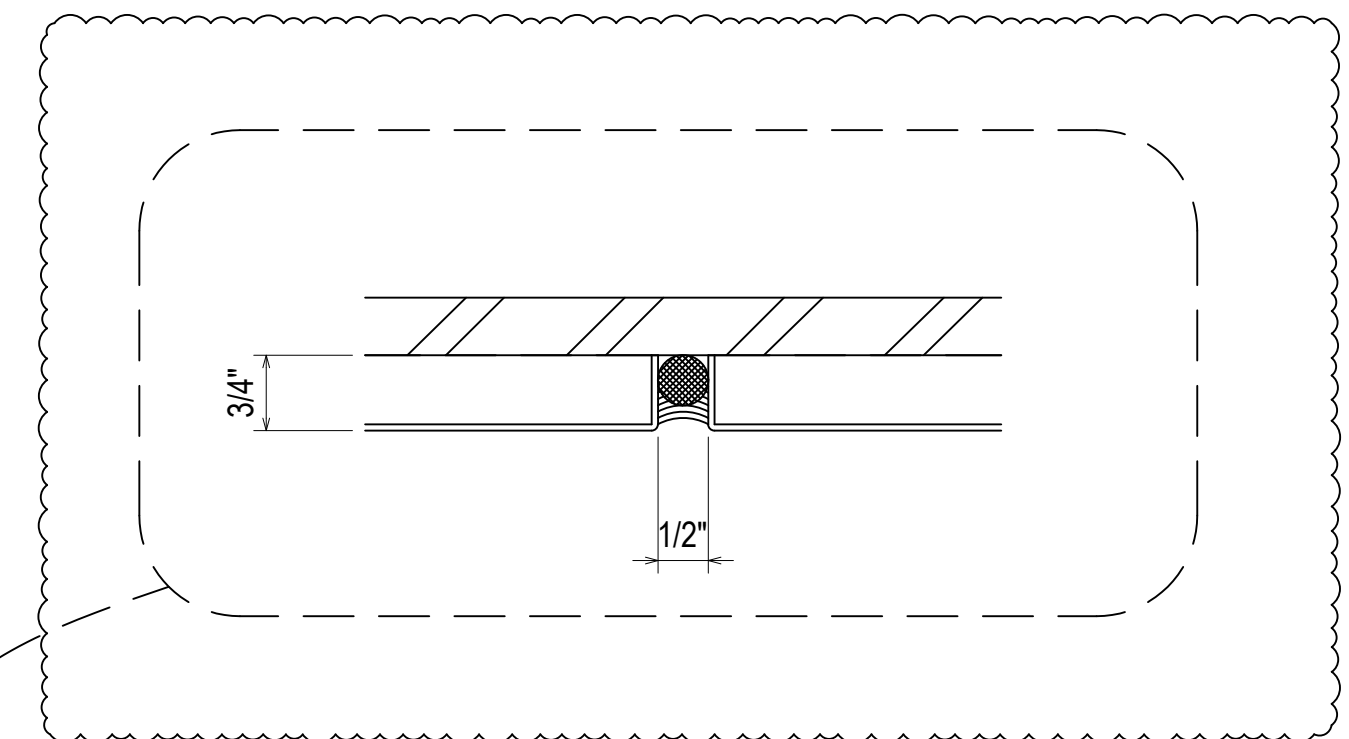
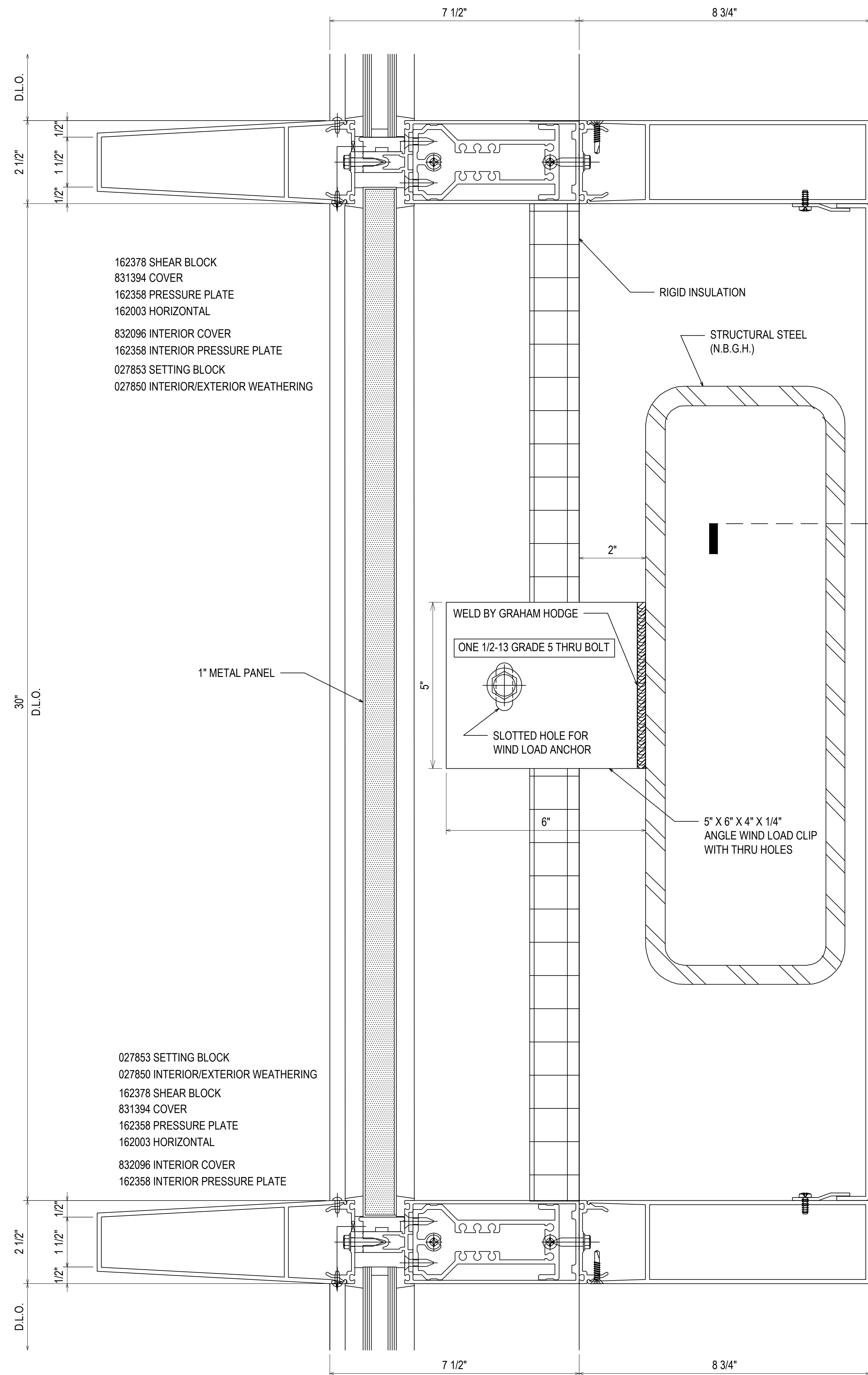
GREENVILLE COUNTY ADMINISTRATION
NORTH BUILDING
GREENVILLE, SC

GRAHAM-HODGE ASSOCIATES INC.

JOB #

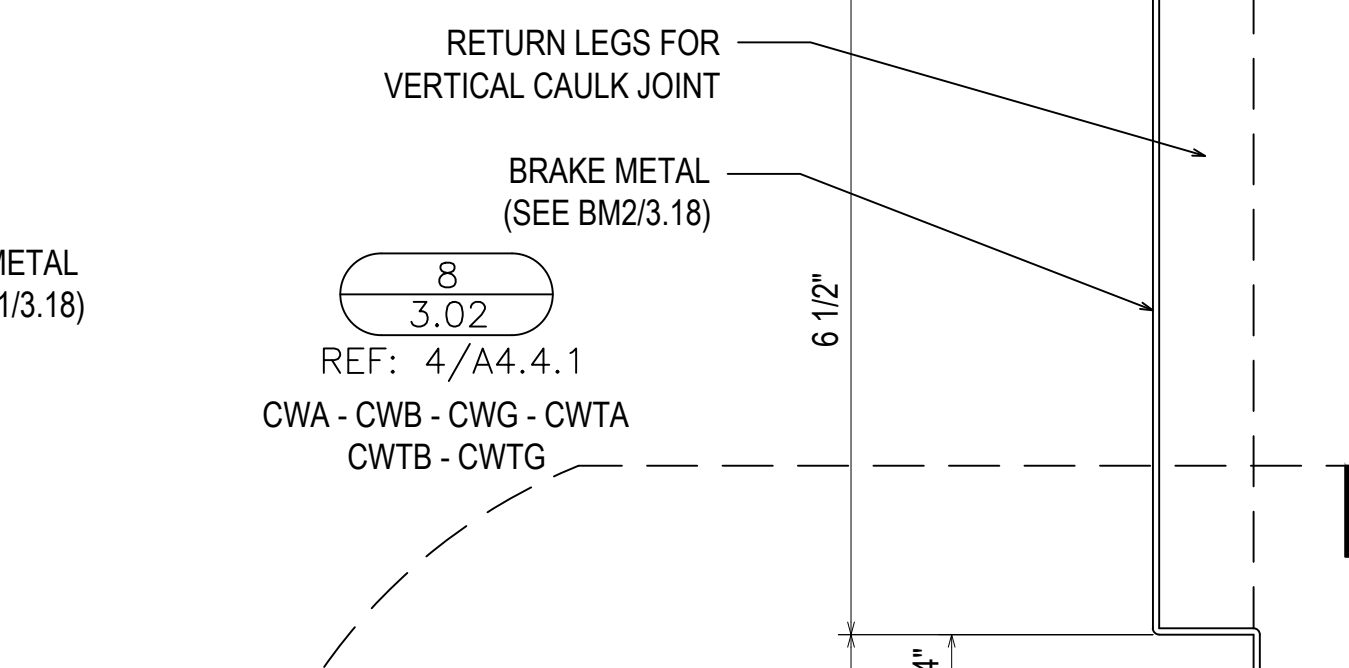
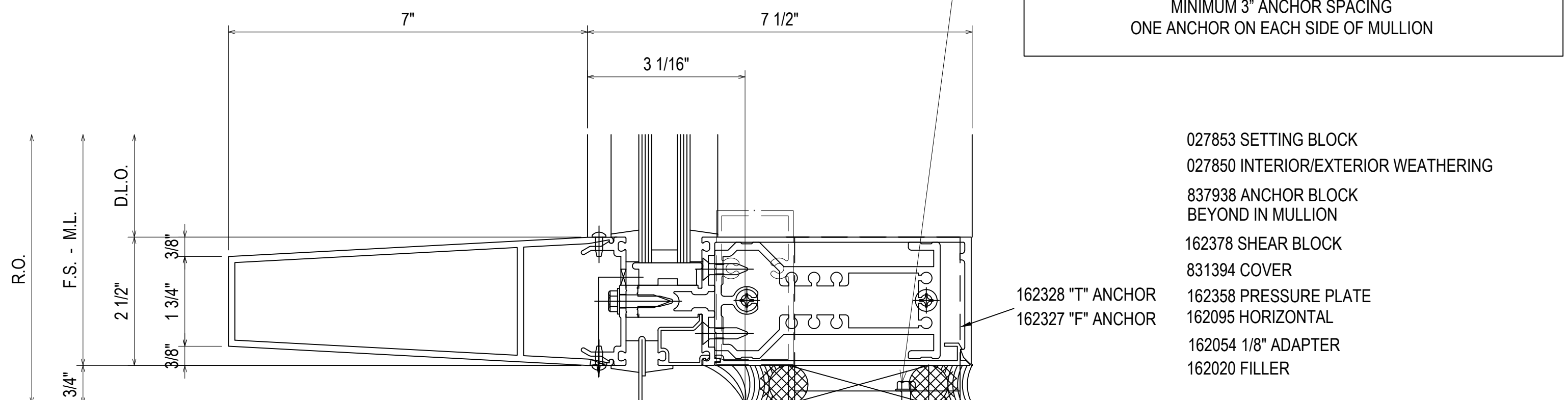
DRAWN BY:	DATE:
RA	05.17.21
CHECKED BY:	DATE:
EW	05.17.21

3.01



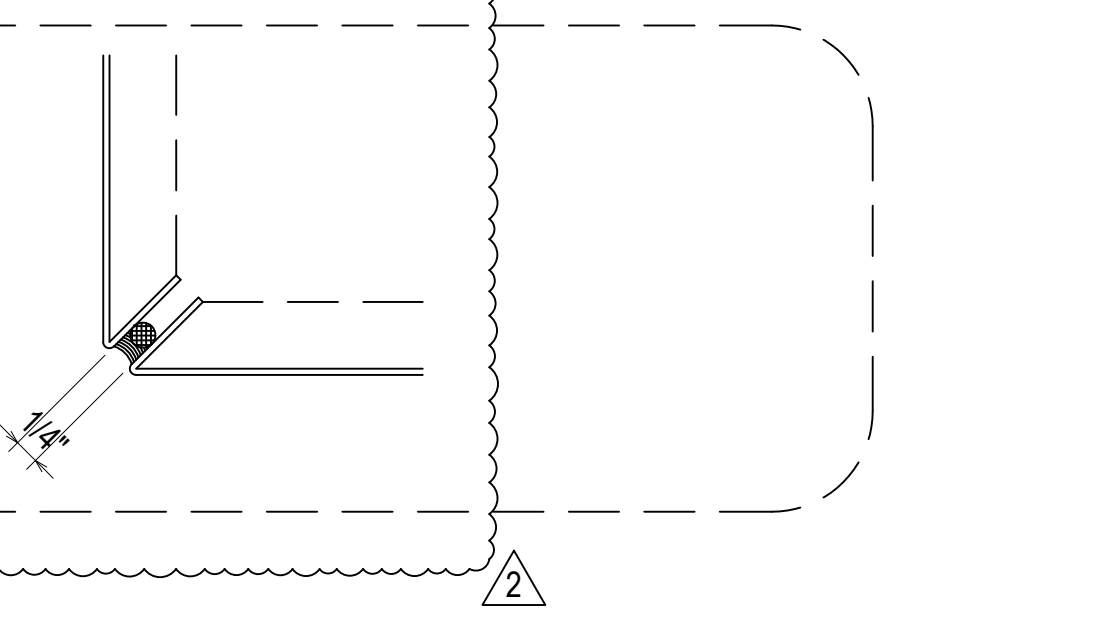
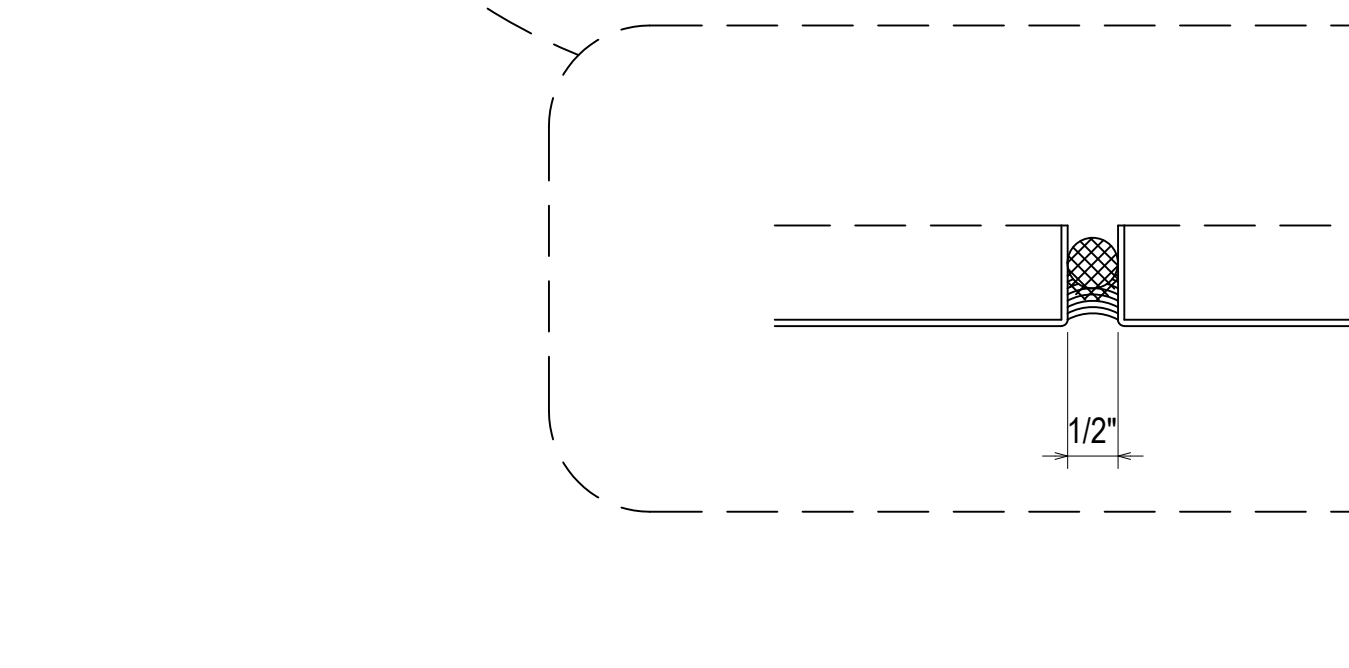
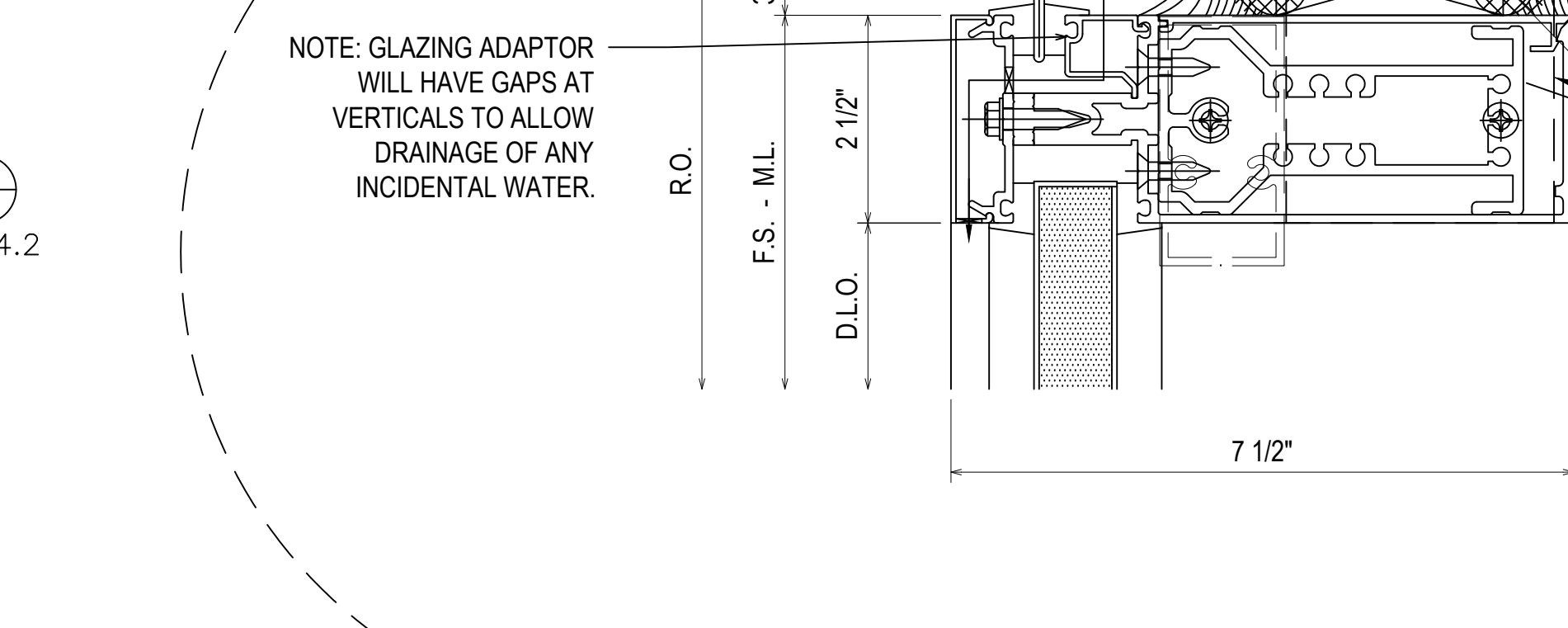
F-U-CLIP SECURED USING TWO 3/8" HILTI KWIK HUS EZ ANCHORS
 MINIMUM 2-1/2" EMBEDMENT
 MINIMUM 3" EDGE DISTANCE
 MINIMUM 3" ANCHOR SPACING

T-CLIP SECURED USING TWO 3/8" HILTI KWIK HUS EZ ANCHORS
 MINIMUM 2-1/2" EMBEDMENT
 MINIMUM 3" EDGE DISTANCE
 MINIMUM 3" ANCHOR SPACING
 ONE ANCHOR ON EACH SIDE OF MULLION



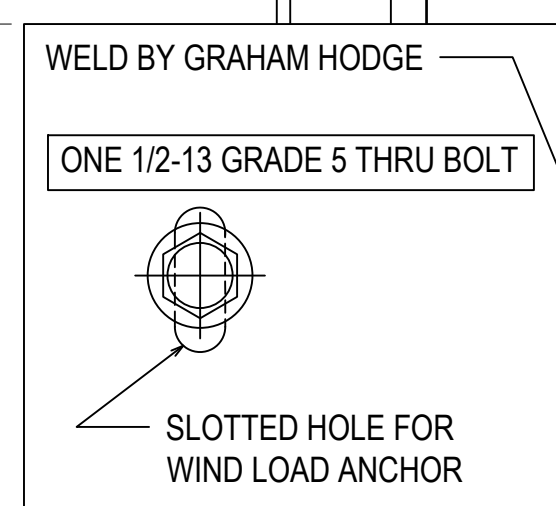
F-CLIP SECURED USING TWO 1/4-20 GRADE 5 SMS
 MINIMUM FULL PENETRATION + 1/2"
 MINIMUM 3/4" EDGE DISTANCE
 MINIMUM 1" ANCHOR SPACING

T-CLIP SECURED USING FOUR 1/4-20 GRADE 5 SMS
 MINIMUM FULL PENETRATION + 1/2"
 MINIMUM 3/4" EDGE DISTANCE
 MINIMUM 1" ANCHOR SPACING
 TWO ANCHORS ON EACH SIDE OF MULLION



- 162378 SHEAR BLOCK
- 831394 COVER
- 162358 PRESSURE PLATE
- 162003 HORIZONTAL
- 832096 INTERIOR COVER
- 162358 INTERIOR PRESSURE PLATE
- 027853 SETTING BLOCK
- 027850 INTERIOR/EXTERIOR WEATHERING

- 027853 SETTING BLOCK
- 027850 INTERIOR/EXTERIOR WEATHERING
- 162378 SHEAR BLOCK
- 831394 COVER
- 162358 PRESSURE PLATE
- 162003 HORIZONTAL
- 832096 INTERIOR COVER
- 162358 INTERIOR PRESSURE PLATE




7
3.02
REF: 8/A4.4.2
CW F - CWG

8
3.02
REF: 4/A4.4.1
CWA - CWB - CWG - CWTA
CWTB - CWTG

NOTE: GLAZING ADAPTOR
 WILL HAVE GAPS AT
 VERTICALS TO ALLOW
 DRAINAGE OF ANY
 INCIDENTAL WATER.

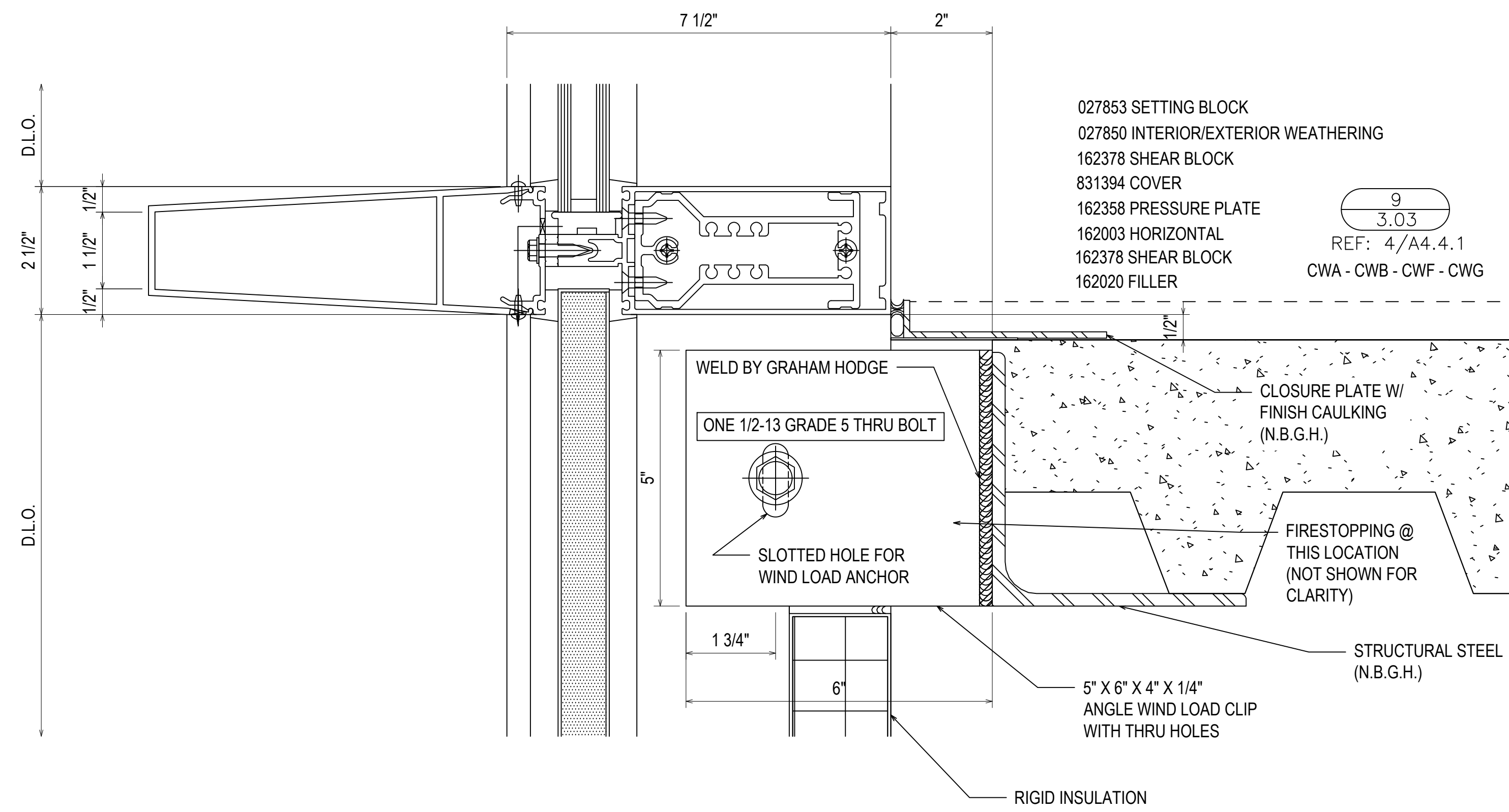
REV	DESCRIPTION	DATE
1	1ST REVISION	07/20/21
2	2ND REVISION	08/25/21
3	3RD REVISION (ENGINEER)	09/01/21
NO	DESCRIPTION	

GREENVILLE COUNTY ADMINISTRATION
 NORTH BUILDING
 GREENVILLE, SC



DRAWN BY:	DATE:
RA	05.17.21
CHECKED BY:	DATE:
EW	05.17.21

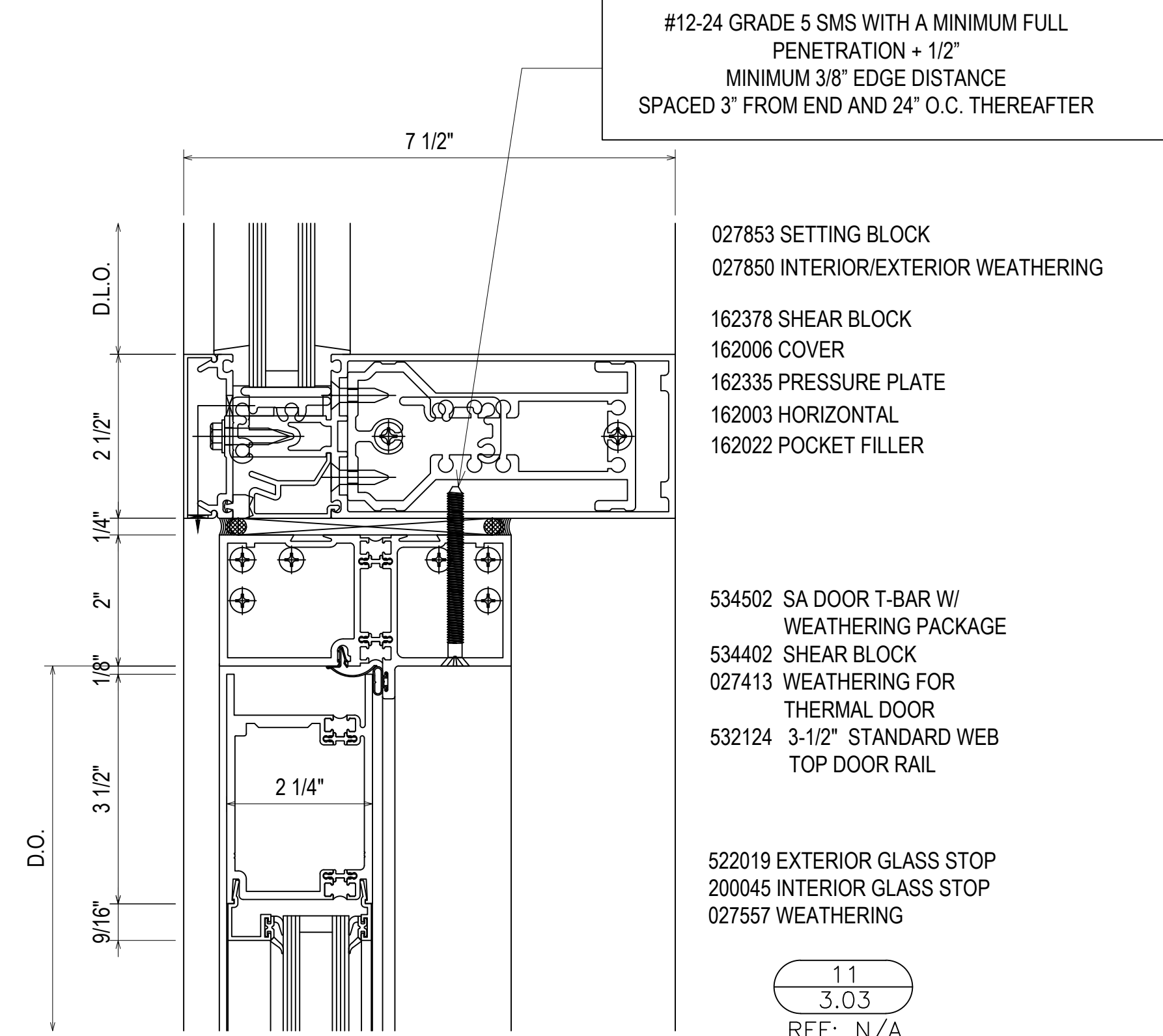
3.02



- 027853 SETTING BLOCK
- 027850 INTERIOR/EXTERIOR WEATHERING
- 162378 SHEAR BLOCK
- 831394 COVER
- 162358 PRESSURE PLATE
- 162003 HORIZONTAL
- 162378 SHEAR BLOCK
- 162020 FILLER

9
3.03
REF: 4/A4.4.1
CWA - CWB - CWF - CWG

WELD BY GRAHAM HODGE
ONE 1/2-13 GRADE 5 THRU BOLT
SLOTTED HOLE FOR WIND LOAD ANCHOR
5" X 6" X 4" X 1/4" ANGLE WIND LOAD CLIP WITH THRU HOLES
RIGID INSULATION
CLOSURE PLATE W/ FINISH CAULKING (N.B.G.H.)
FIRESTOPPING @ THIS LOCATION (NOT SHOWN FOR CLARITY)
STRUCTURAL STEEL (N.B.G.H.)



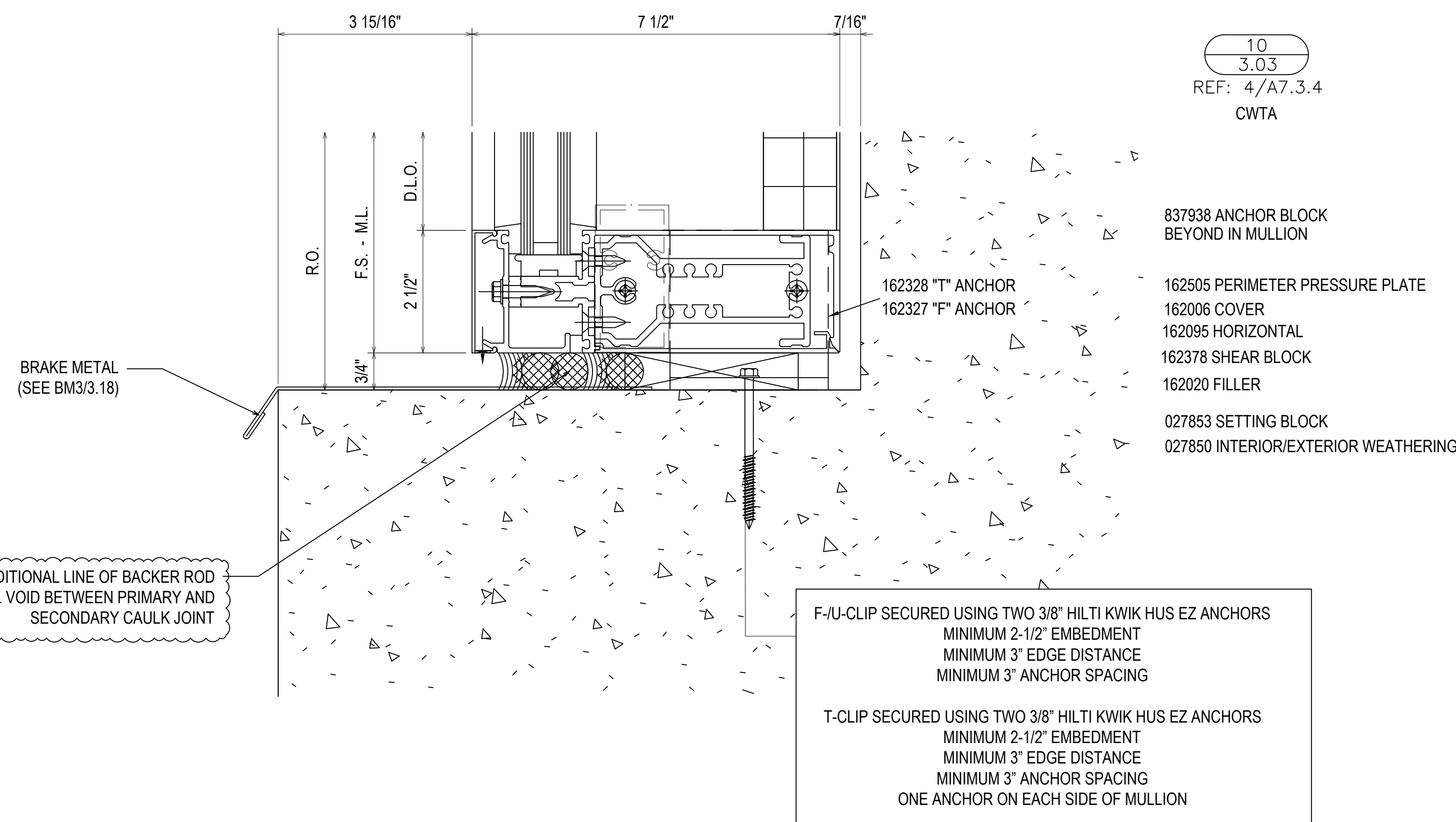
#12-24 GRADE 5 SMS WITH A MINIMUM FULL PENETRATION + 1/2" MINIMUM 3/8" EDGE DISTANCE SPACED 3" FROM END AND 24" O.C. THEREAFTER

- 027853 SETTING BLOCK
- 027850 INTERIOR/EXTERIOR WEATHERING
- 162378 SHEAR BLOCK
- 162006 COVER
- 162335 PRESSURE PLATE
- 162003 HORIZONTAL
- 162022 POCKET FILLER

- 534502 SA DOOR T-BAR W/ WEATHERING PACKAGE
- 534402 SHEAR BLOCK
- 027413 WEATHERING FOR THERMAL DOOR
- 532124 3-1/2" STANDARD WEB TOP DOOR RAIL

- 522019 EXTERIOR GLASS STOP
- 200045 INTERIOR GLASS STOP
- 027557 WEATHERING

11
3.03
REF: N/A
CWA - CWF - CWG - CWTA
CWTG

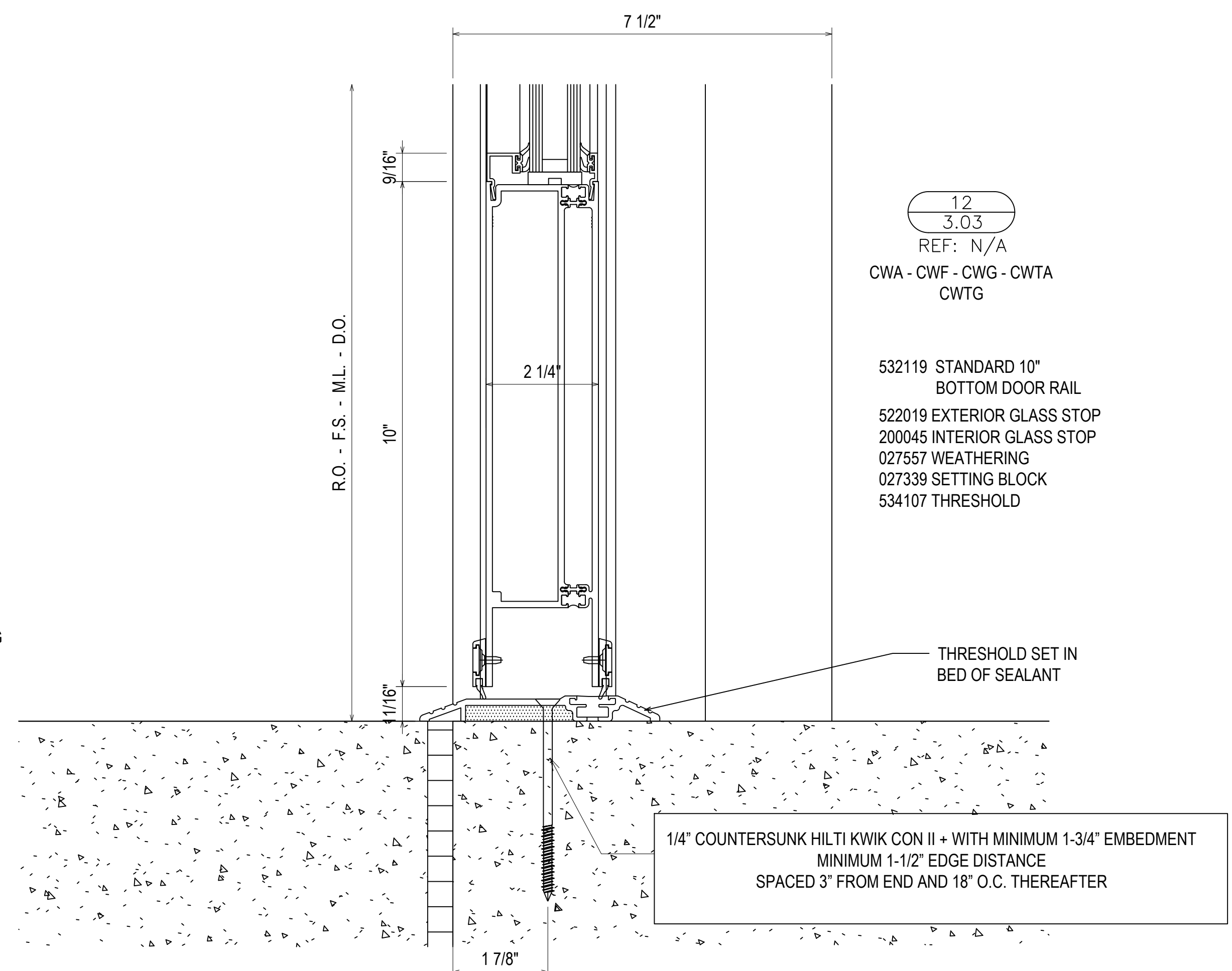


10
3.03
REF: 4/A7.3.4
CWTA

- 837938 ANCHOR BLOCK BEYOND IN MULLION
- 162505 PERIMETER PRESSURE PLATE
- 162006 COVER
- 162095 HORIZONTAL
- 162378 SHEAR BLOCK
- 162020 FILLER
- 027853 SETTING BLOCK
- 027850 INTERIOR/EXTERIOR WEATHERING

F-JU-CLIP SECURED USING TWO 3/8" HILTI KWIK HUS EZ ANCHORS
MINIMUM 2-1/2" EMBEDMENT
MINIMUM 3" EDGE DISTANCE
MINIMUM 3" ANCHOR SPACING
T-CLIP SECURED USING TWO 3/8" HILTI KWIK HUS EZ ANCHORS
MINIMUM 2-1/2" EMBEDMENT
MINIMUM 3" EDGE DISTANCE
MINIMUM 3" ANCHOR SPACING
ONE ANCHOR ON EACH SIDE OF MULLION

INSTALL ADDITIONAL LINE OF BACKER ROD TO FILL VOID BETWEEN PRIMARY AND SECONDARY CAULK JOINT




12
3.03
REF: N/A
CWA - CWF - CWG - CWTA
CWTG

- 532119 STANDARD 10" BOTTOM DOOR RAIL
- 522019 EXTERIOR GLASS STOP
- 200045 INTERIOR GLASS STOP
- 027557 WEATHERING
- 027339 SETTING BLOCK
- 534107 THRESHOLD

1/4" COUNTERSUNK HILTI KWIK CON II - WITH MINIMUM 1-3/4" EMBEDMENT
MINIMUM 1-1/2" EDGE DISTANCE
SPACED 3" FROM END AND 18" O.C. THEREAFTER

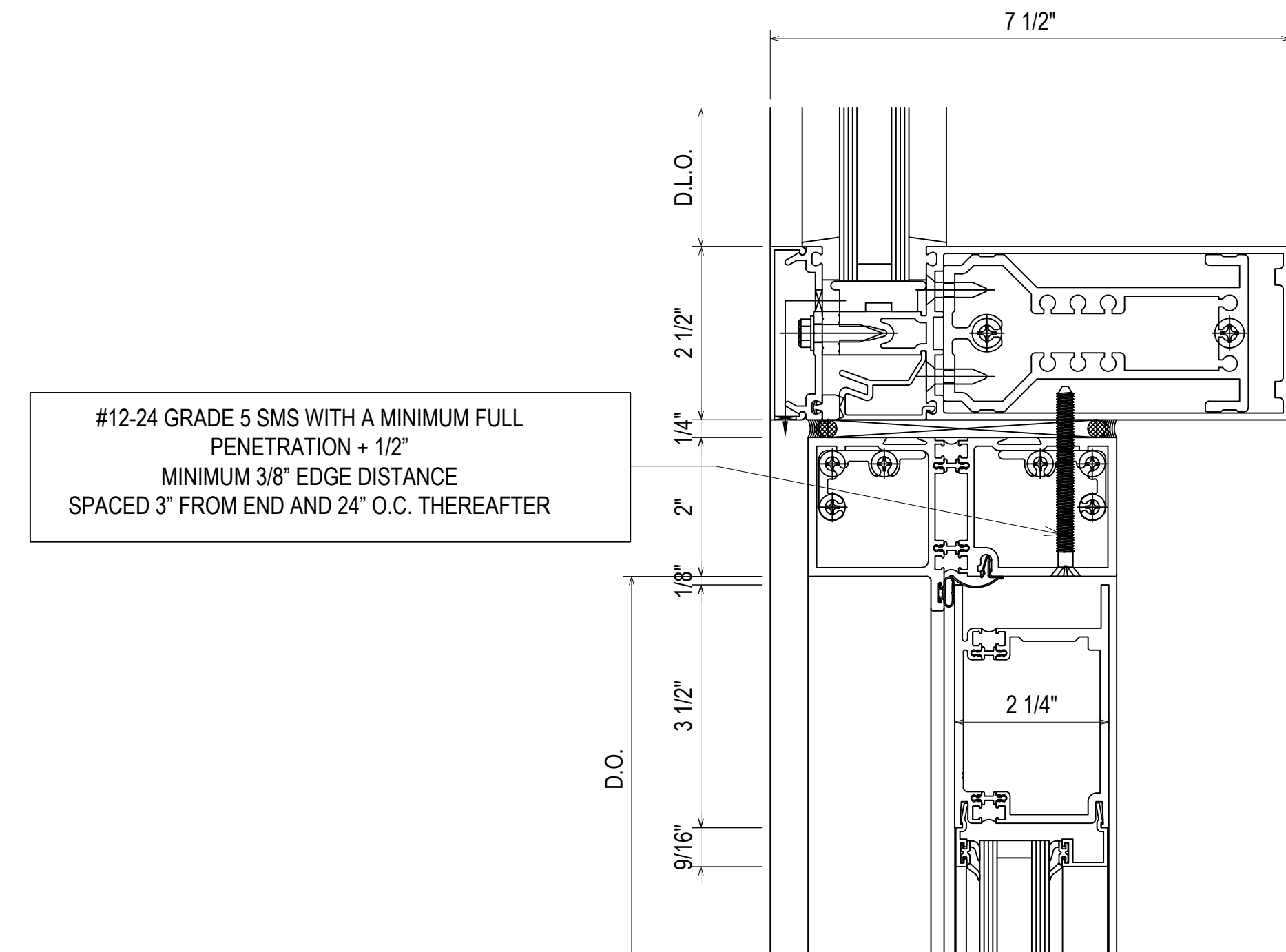
REV	DESCRIPTION	DATE
1	1ST REVISION	07/20/21
2	2ND REVISION	08/25/21
3	3RD REVISION (ENGINEERING)	09/01/21
NO	DESCRIPTION	

GREENVILLE COUNTY ADMINISTRATION
NORTH BUILDING
GREENVILLE, SC



DRAWN BY:	DATE:
RA	05.17.21
CHECKED BY:	DATE:
EW	05.17.21

3.03



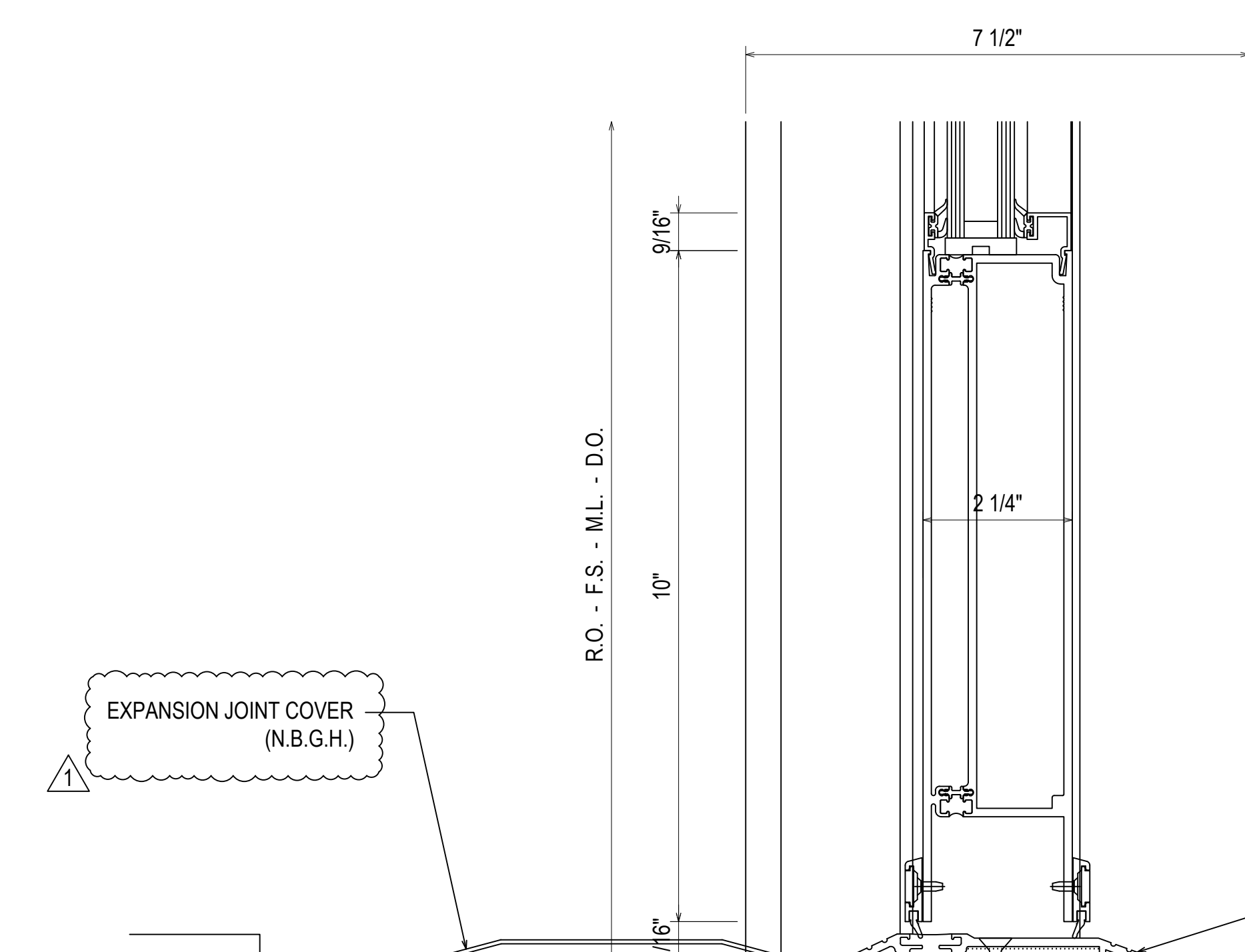
#12-24 GRADE 5 SMS WITH A MINIMUM FULL PENETRATION + 1/2\"/>

- 027853 SETTING BLOCK
- 027850 INTERIOR/EXTERIOR WEATHERING
- 162378 SHEAR BLOCK
- 162006 COVER
- 162335 PRESSURE PLATE
- 162003 HORIZONTAL
- 162022 POCKET FILLER

- 534502 SA DOOR T-BAR W/ WEATHERING PACKAGE
- 534402 SHEAR BLOCK
- 027413 WEATHERING FOR THERMAL DOOR
- 532124 3-1/2\"/>

- 522019 EXTERIOR GLASS STOP
- 200045 INTERIOR GLASS STOP
- 027557 WEATHERING

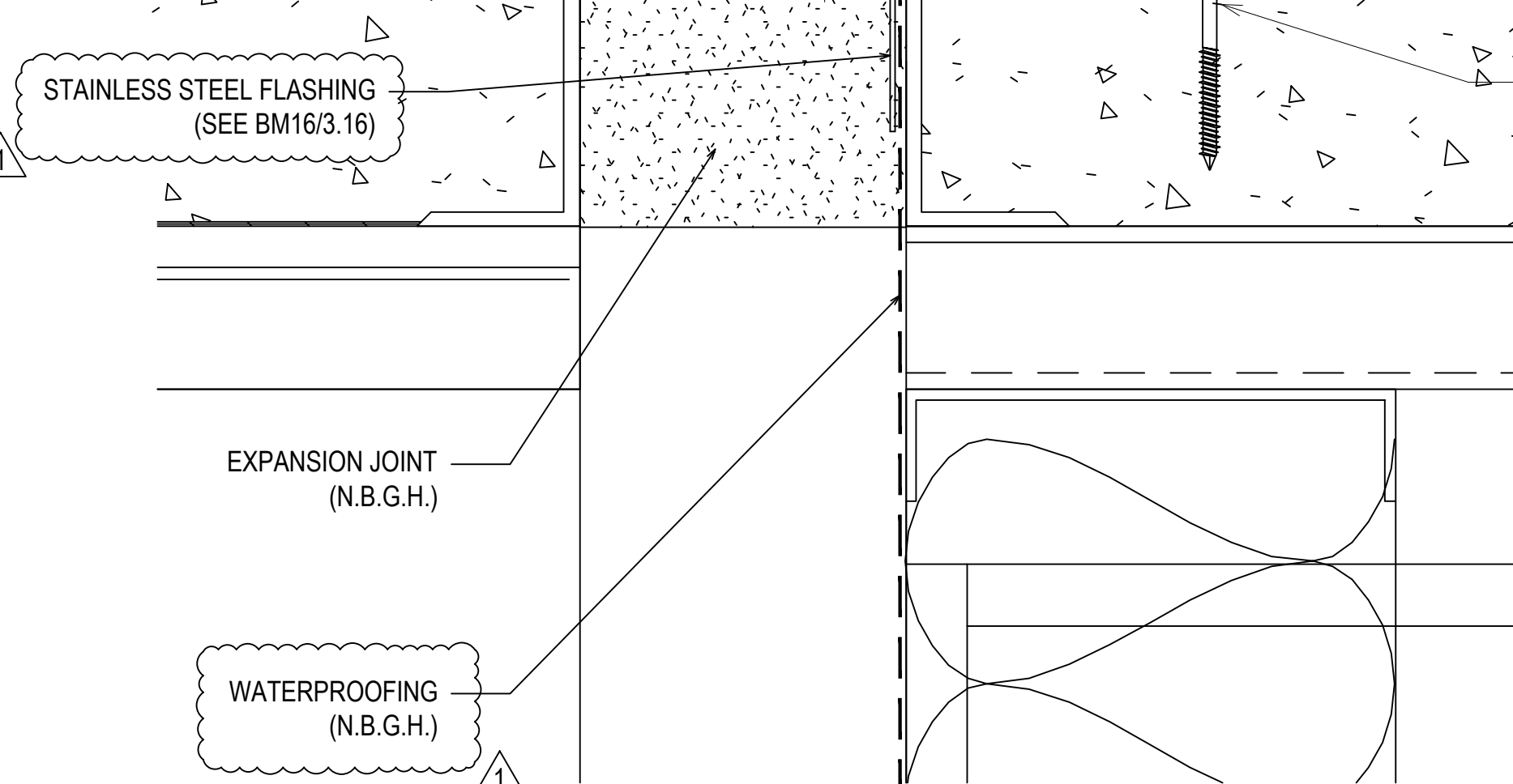
13
3.04
REF: N/A
CWG



- 532119 STANDARD 10\"/>

- 522019 EXTERIOR GLASS STOP
- 200045 INTERIOR GLASS STOP
- 027557 WEATHERING
- 027339 SETTING BLOCK
- 534107 THRESHOLD

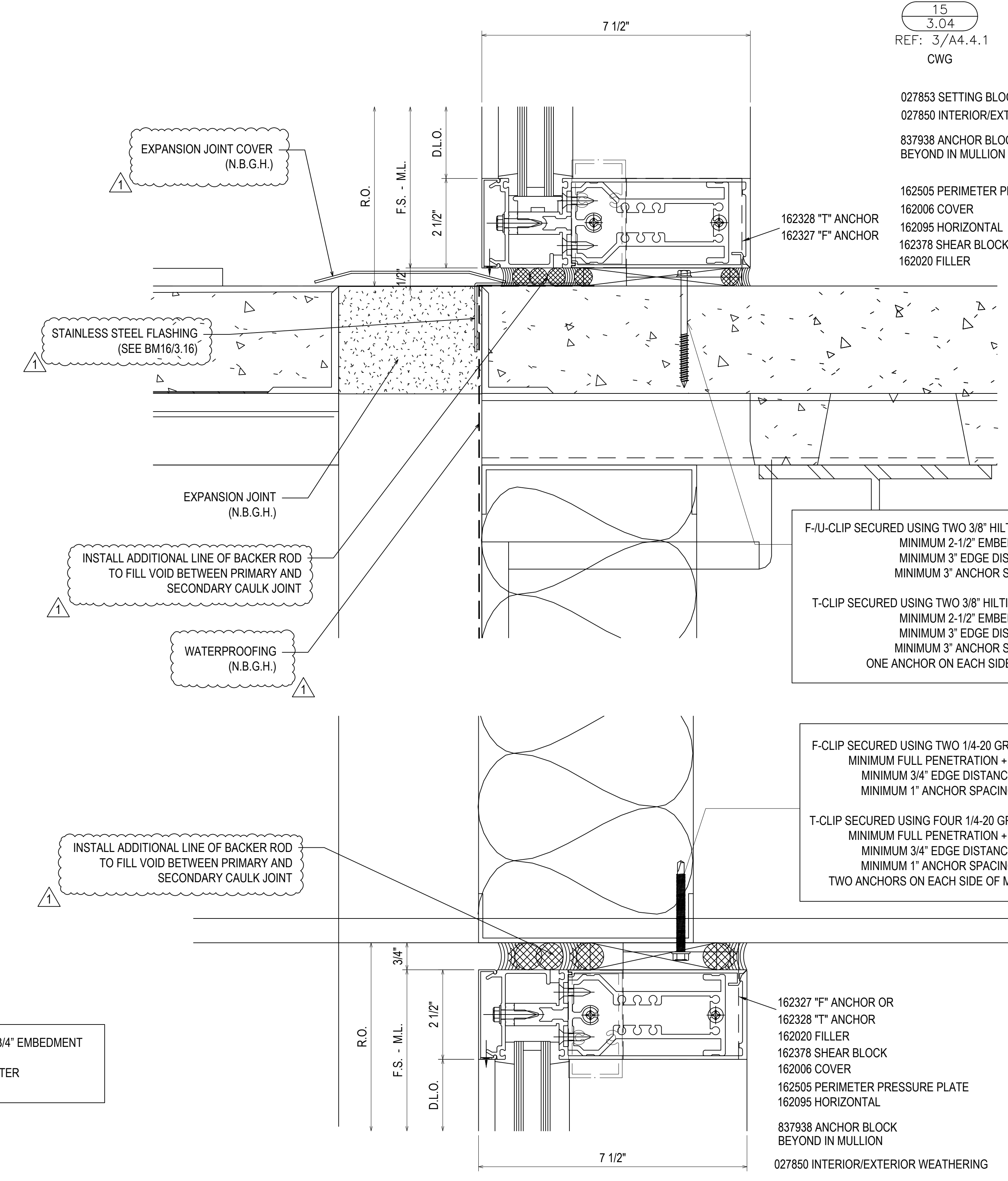
14
3.04
REF: 3/A4.4.1
CWG



1/4\"/>

THRESHOLD SET IN BED OF SEALANT

WATERPROOFING (N.B.G.H.)



EXPANSION JOINT COVER (N.B.G.H.)

STAINLESS STEEL FLASHING (SEE BM16/3.16)

EXPANSION JOINT (N.B.G.H.)

INSTALL ADDITIONAL LINE OF BACKER ROD TO FILL VOID BETWEEN PRIMARY AND SECONDARY CAULK JOINT

WATERPROOFING (N.B.G.H.)

INSTALL ADDITIONAL LINE OF BACKER ROD TO FILL VOID BETWEEN PRIMARY AND SECONDARY CAULK JOINT

F-U-CLIP SECURED USING TWO 3/8\"/>

T-CLIP SECURED USING TWO 3/8\"/>

F-CLIP SECURED USING TWO 1/4-20 GRADE 5 SMS MINIMUM FULL PENETRATION + 1/2\"/>

T-CLIP SECURED USING FOUR 1/4-20 GRADE 5 SMS MINIMUM FULL PENETRATION + 1/2\"/>

162327 \"F\" ANCHOR OR 162328 \"T\" ANCHOR 162020 FILLER 162378 SHEAR BLOCK 162006 COVER 162505 PERIMETER PRESSURE PLATE 162095 HORIZONTAL 837938 ANCHOR BLOCK BEYOND IN MULLION 027850 INTERIOR/EXTERIOR WEATHERING

16
3.04
REF: 3/A4.4.1
CWG

15
3.04
REF: 3/A4.4.1
CWG

- 027853 SETTING BLOCK
- 027850 INTERIOR/EXTERIOR WEATHERING
- 837938 ANCHOR BLOCK BEYOND IN MULLION
- 162505 PERIMETER PRESSURE PLATE
- 162006 COVER
- 162095 HORIZONTAL
- 162378 SHEAR BLOCK
- 162020 FILLER

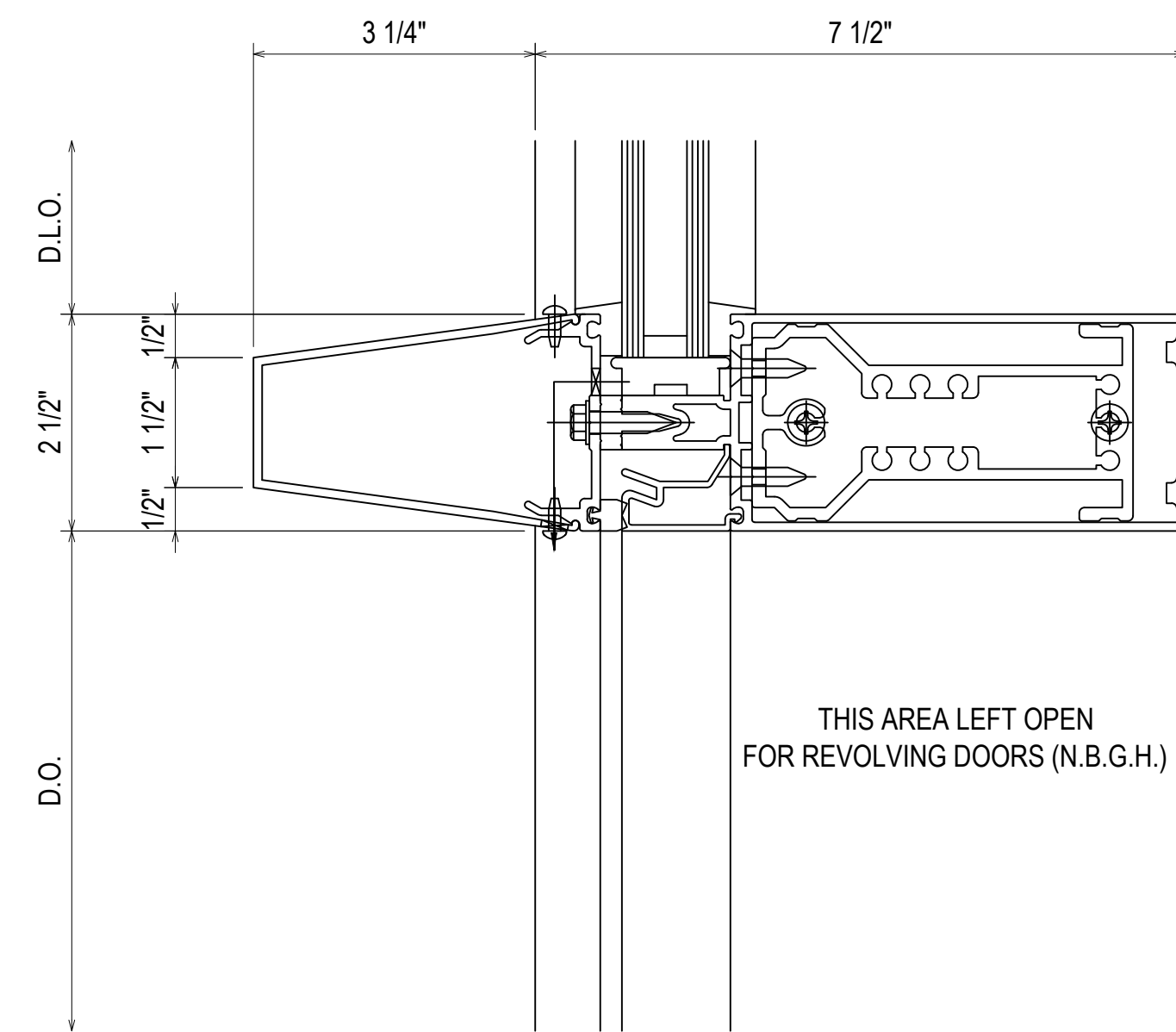
REV	DESCRIPTION	DATE
1	1ST REVISION	07/20/21
2	2ND REVISION	08/25/21
3	3RD REVISION (ENGINEERING)	09/11/21
NO	DESCRIPTION	

GREENVILLE COUNTY ADMINISTRATION
NORTH BUILDING
GREENVILLE, SC

GRAHAM-HODGE ASSOCIATES INC.
JOB #

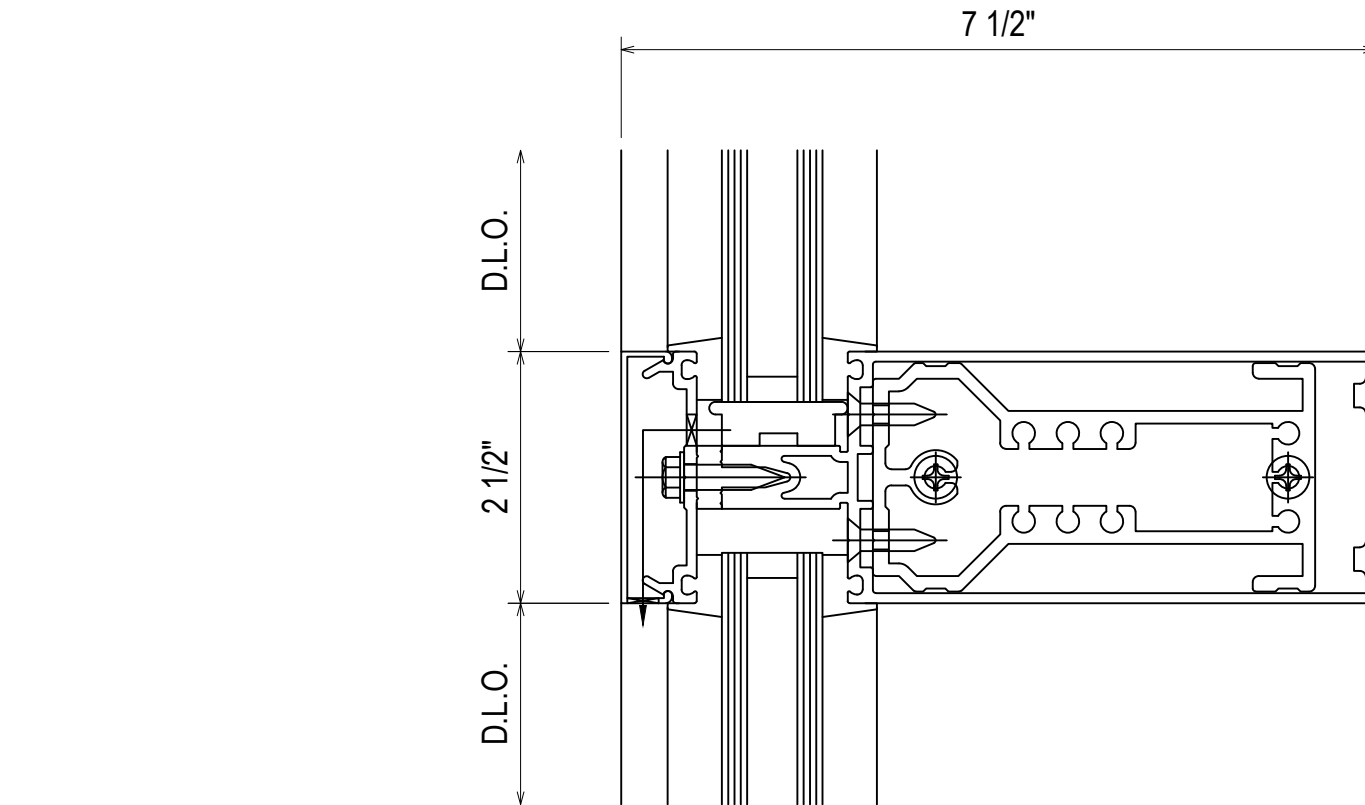
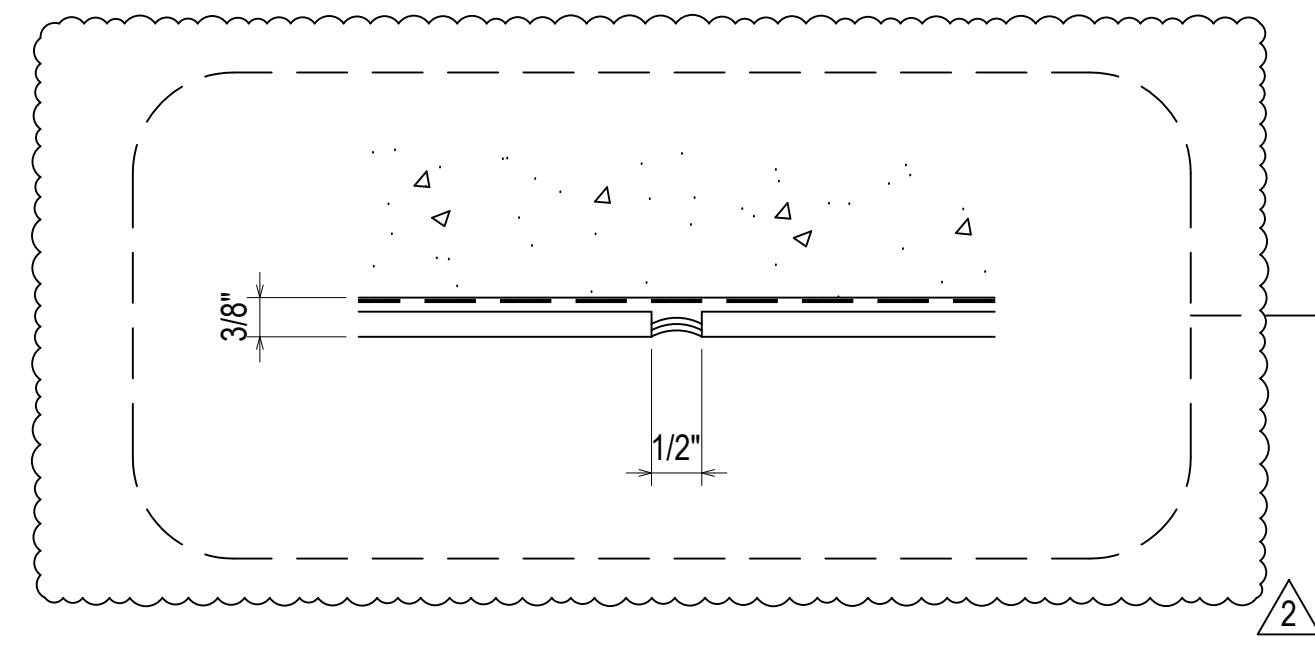
DRAWN BY:	DATE:
RA	05.17.21
CHECKED BY:	DATE:
EW	05.17.21

3.04



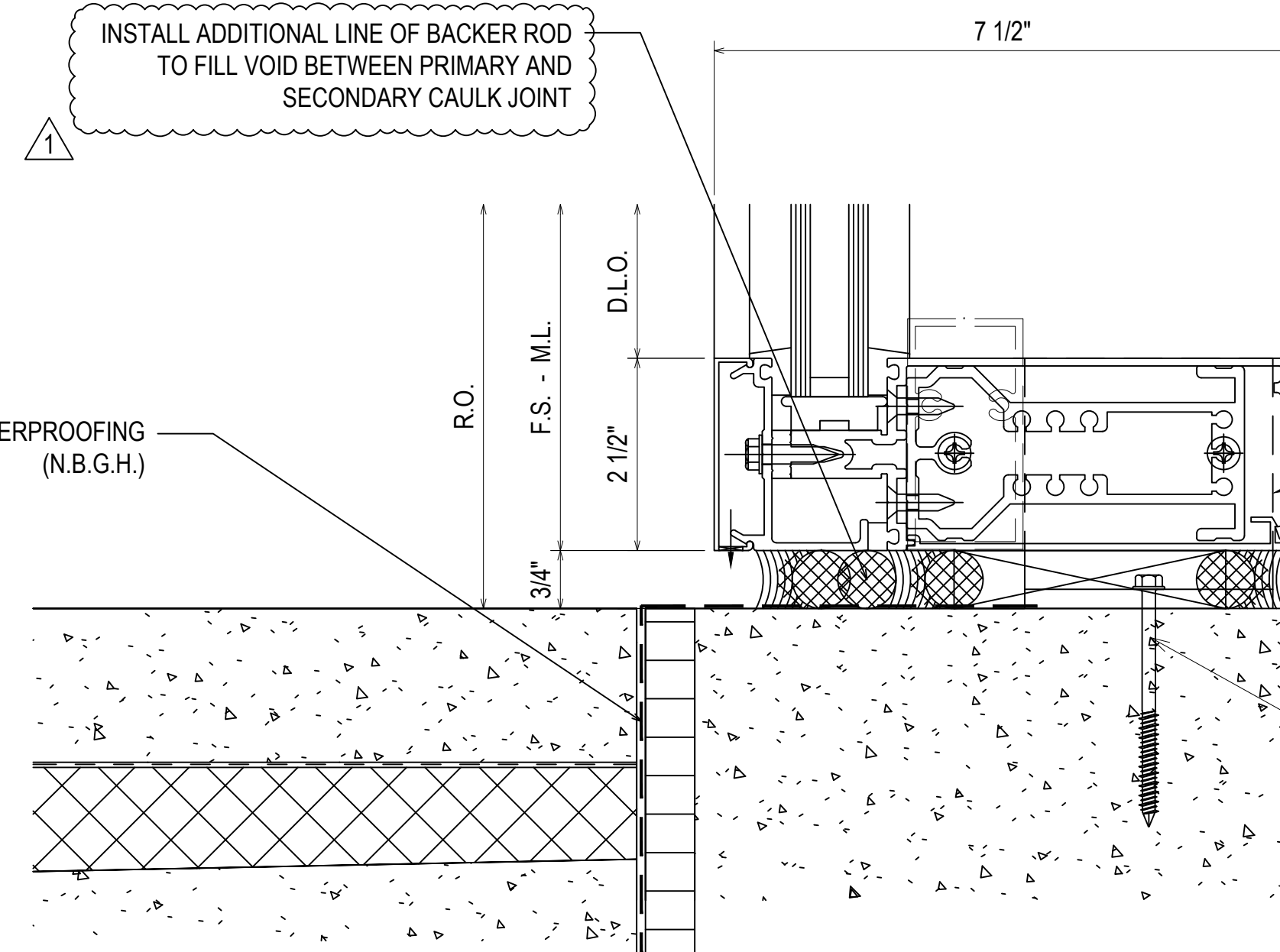
- 027853 SETTING BLOCK
- 027850 INTERIOR/EXTERIOR WEATHERING
- 162378 SHEAR BLOCK
- 818190 COVER
- 162358 PRESSURE PLATE
- 162003 HORIZONTAL
- 162022 POCKET FILLER

17
3.05
REF: N/A
CWG



- 162378 SHEAR BLOCK
- 162006 COVER
- 162335 PRESSURE PLATE
- 162003 HORIZONTAL
- 027853 SETTING BLOCK
- 027850 INTERIOR/EXTERIOR WEATHERING

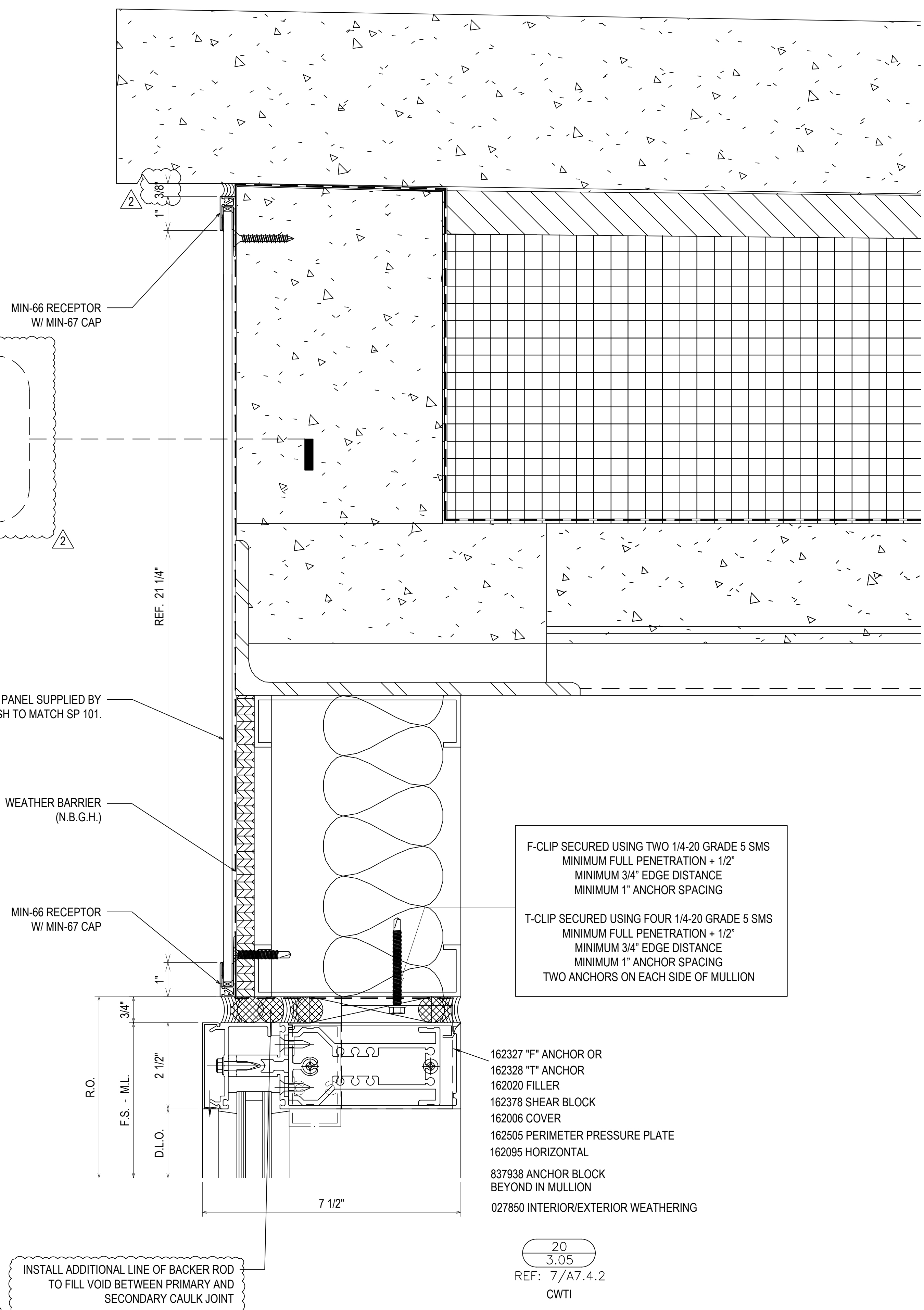
18
3.05
REF: N/A
CWG



19
3.05
REF: 1/A7.2.3
CWTA - CWTB - CWTG - CWTI

- 837938 ANCHOR BLOCK BEYOND IN MULLION
- 162505 PERIMETER PRESSURE PLATE
- 162006 COVER
- 162095 HORIZONTAL
- 162378 SHEAR BLOCK
- 162020 FILLER
- 027853 SETTING BLOCK
- 027850 INTERIOR/EXTERIOR WEATHERING

- 162328 "T" ANCHOR
- 162327 "F" ANCHOR
- F-U-CLIP SECURED USING TWO 3/8" HILTI KWIK HUS EZ ANCHORS
MINIMUM 2-1/2" EMBEDMENT
MINIMUM 3" EDGE DISTANCE
MINIMUM 3" ANCHOR SPACING
- T-CLIP SECURED USING TWO 3/8" HILTI KWIK HUS EZ ANCHORS
MINIMUM 2-1/2" EMBEDMENT
MINIMUM 3" EDGE DISTANCE
MINIMUM 3" ANCHOR SPACING
ONE ANCHOR ON EACH SIDE OF MULLION



MIN-66 RECEPTOR
W/ MIN-67 CAP

1/4" METAL PANEL SUPPLIED BY
MAPES. FINISH TO MATCH SP 101.

WEATHER BARRIER
(N.B.G.H.)

MIN-66 RECEPTOR
W/ MIN-67 CAP

F-CLIP SECURED USING TWO 1/4-20 GRADE 5 SMS
MINIMUM FULL PENETRATION + 1/2"
MINIMUM 3/4" EDGE DISTANCE
MINIMUM 1" ANCHOR SPACING

T-CLIP SECURED USING FOUR 1/4-20 GRADE 5 SMS
MINIMUM FULL PENETRATION + 1/2"
MINIMUM 3/4" EDGE DISTANCE
MINIMUM 1" ANCHOR SPACING
TWO ANCHORS ON EACH SIDE OF MULLION


- 162327 "F" ANCHOR OR
- 162328 "T" ANCHOR
- 162020 FILLER
- 162378 SHEAR BLOCK
- 162006 COVER
- 162505 PERIMETER PRESSURE PLATE
- 162095 HORIZONTAL
- 837938 ANCHOR BLOCK BEYOND IN MULLION
- 027850 INTERIOR/EXTERIOR WEATHERING

20
3.05
REF: 7/A7.4.2
CWTI

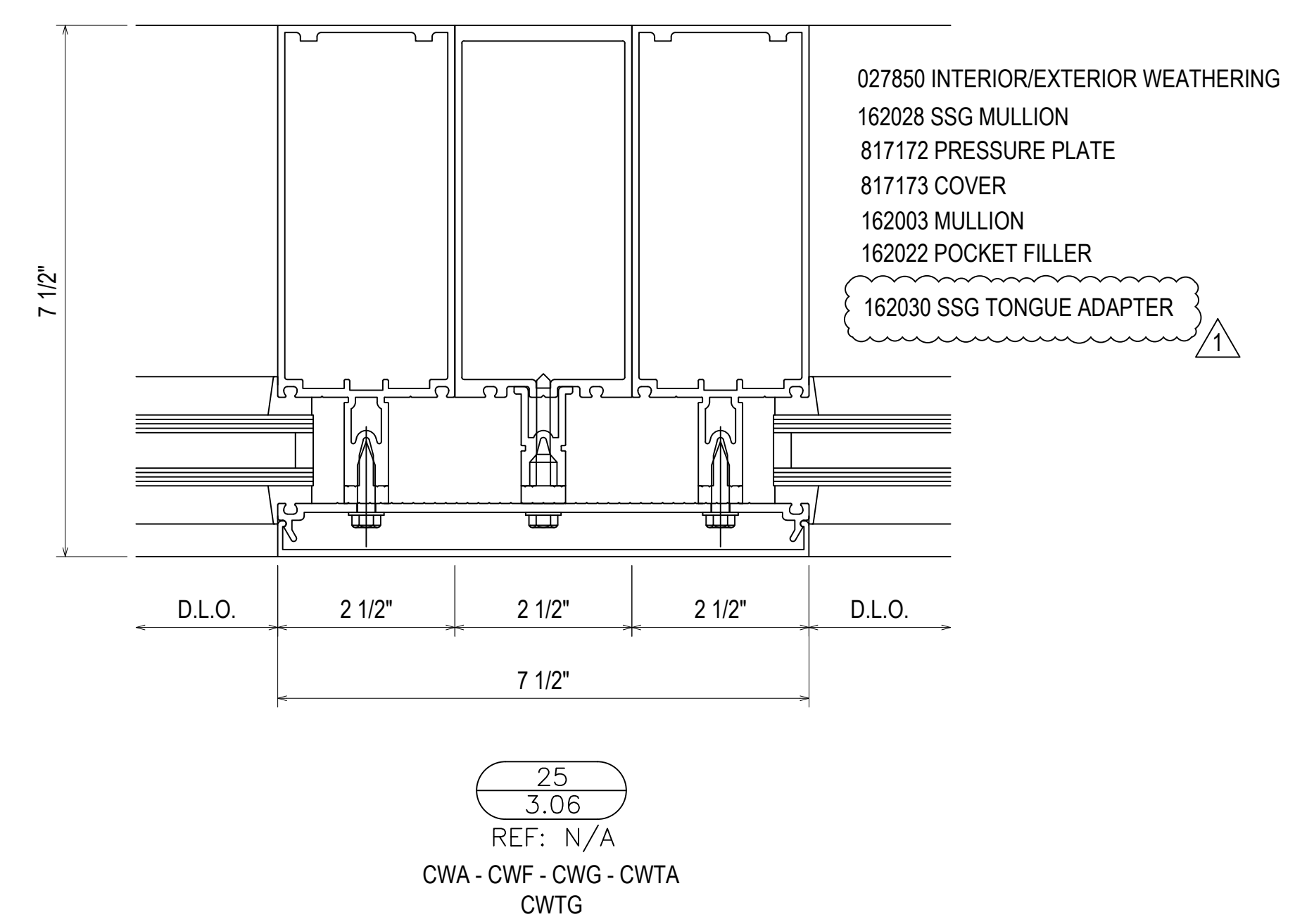
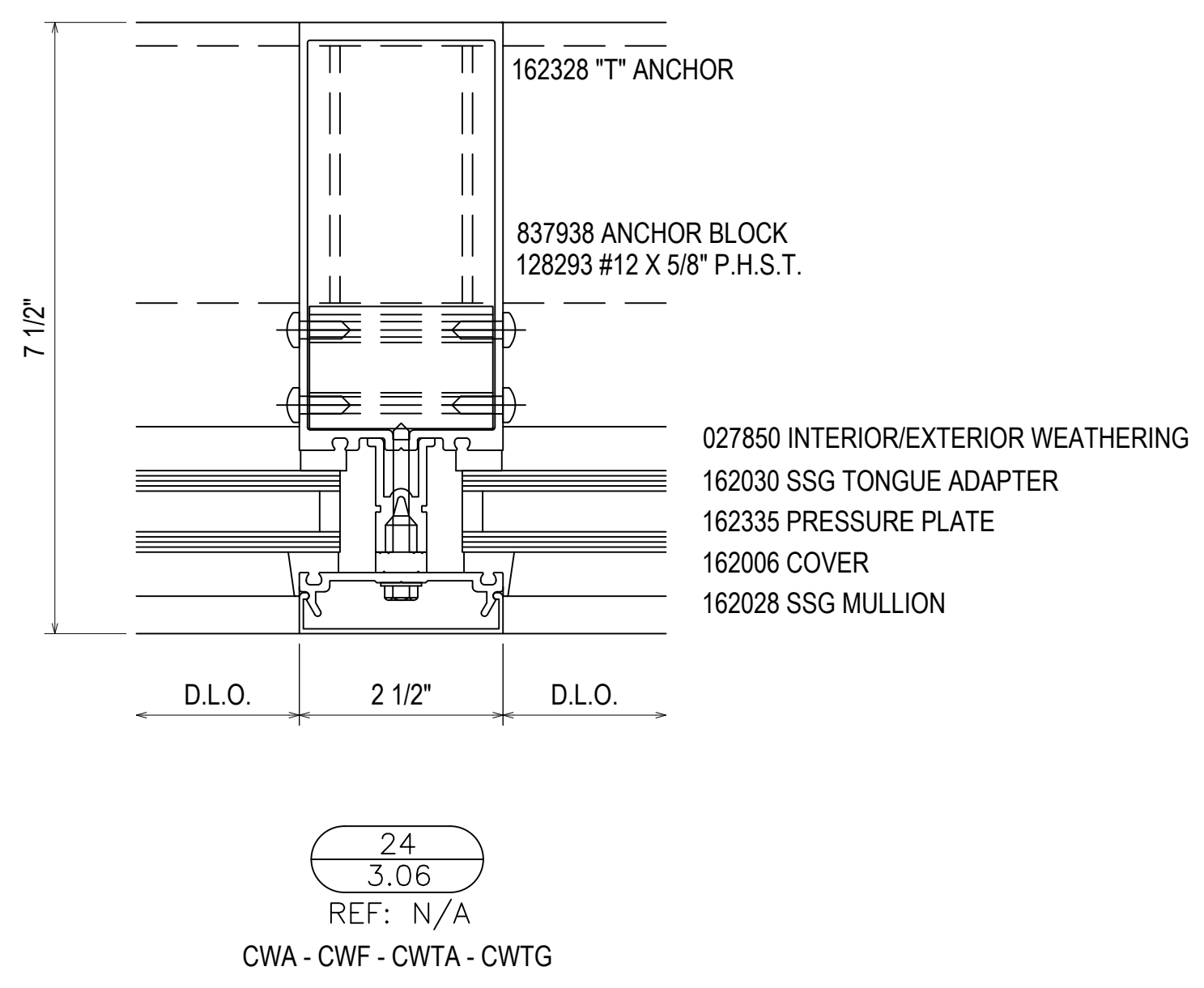
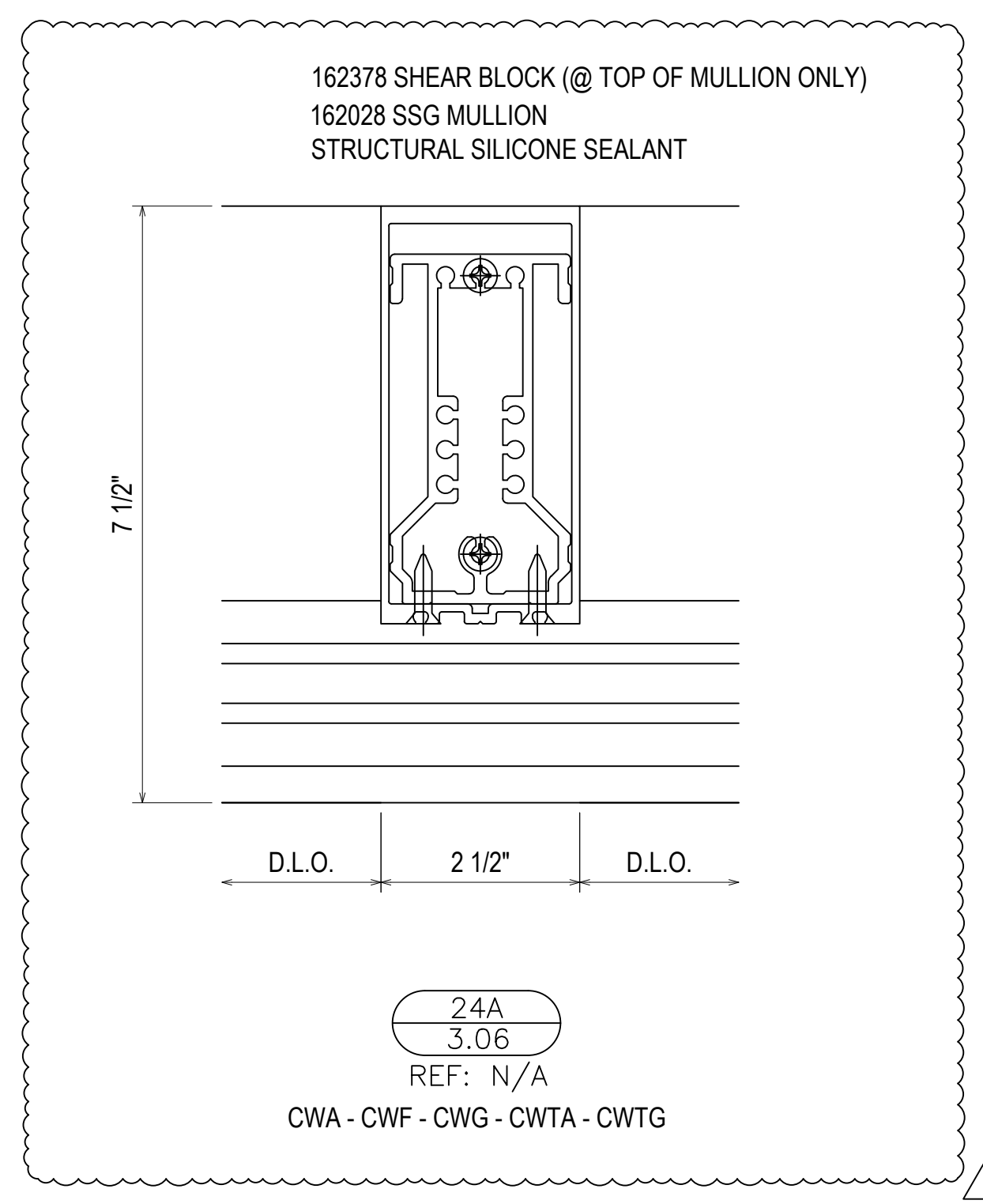
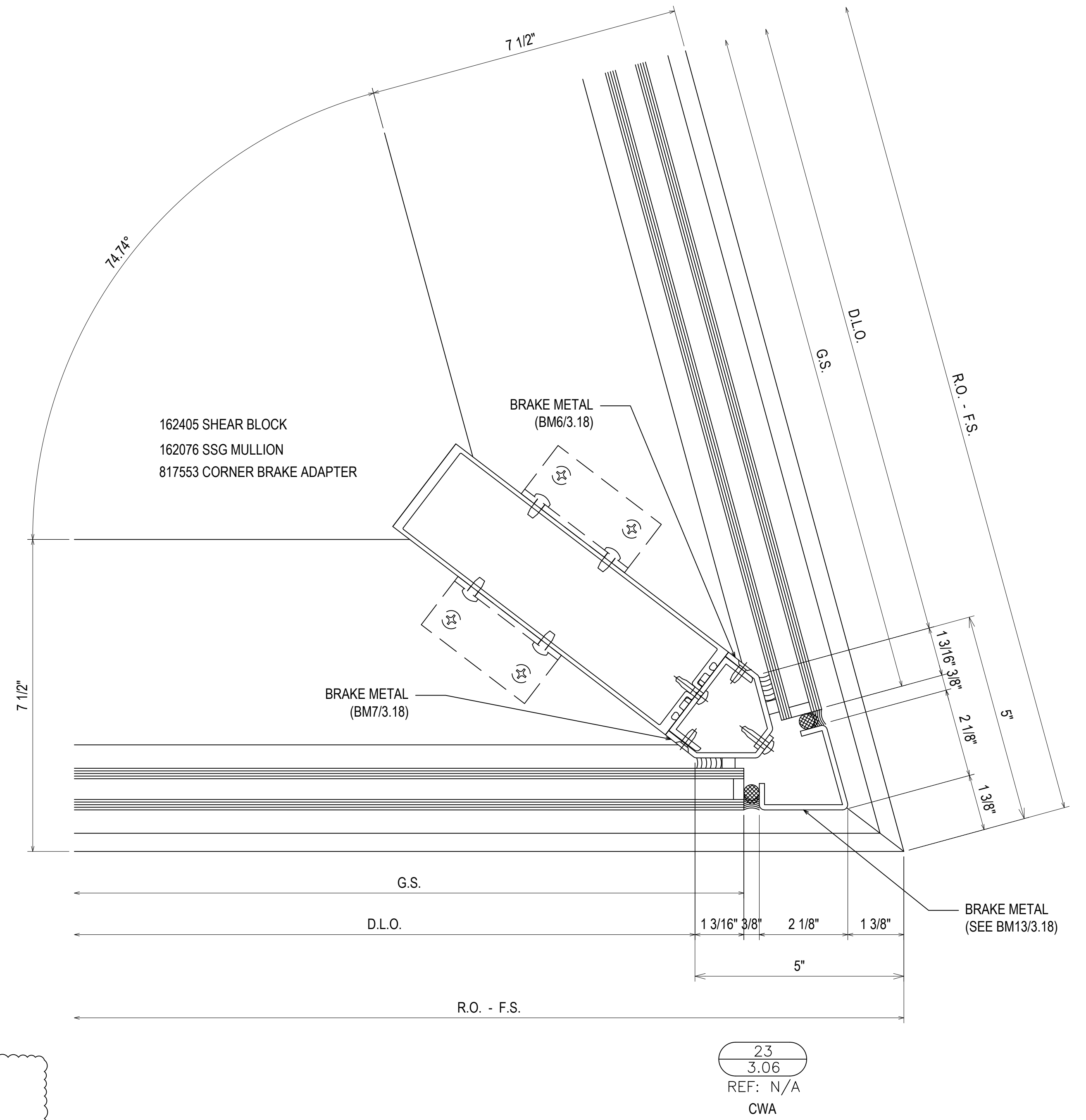
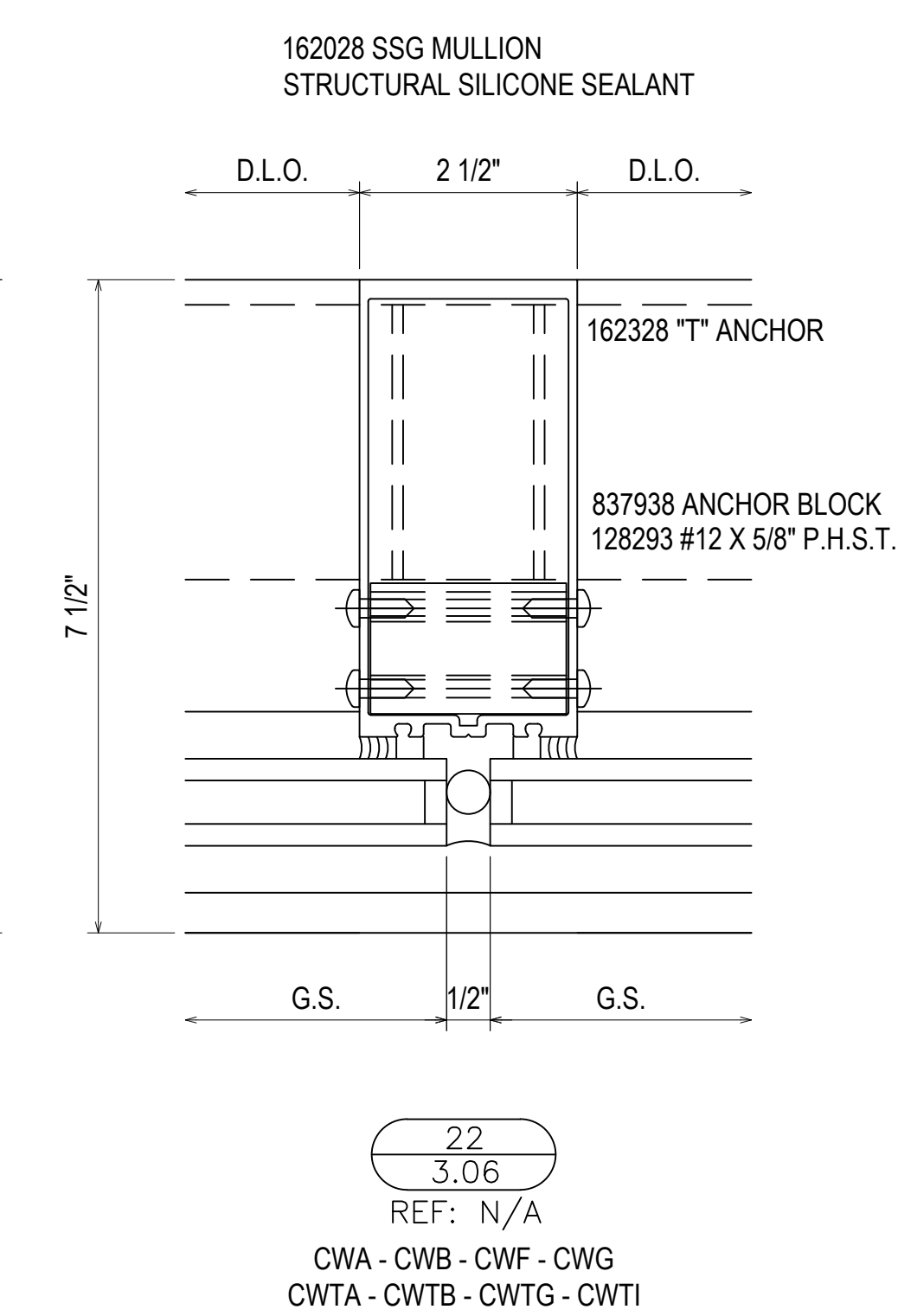
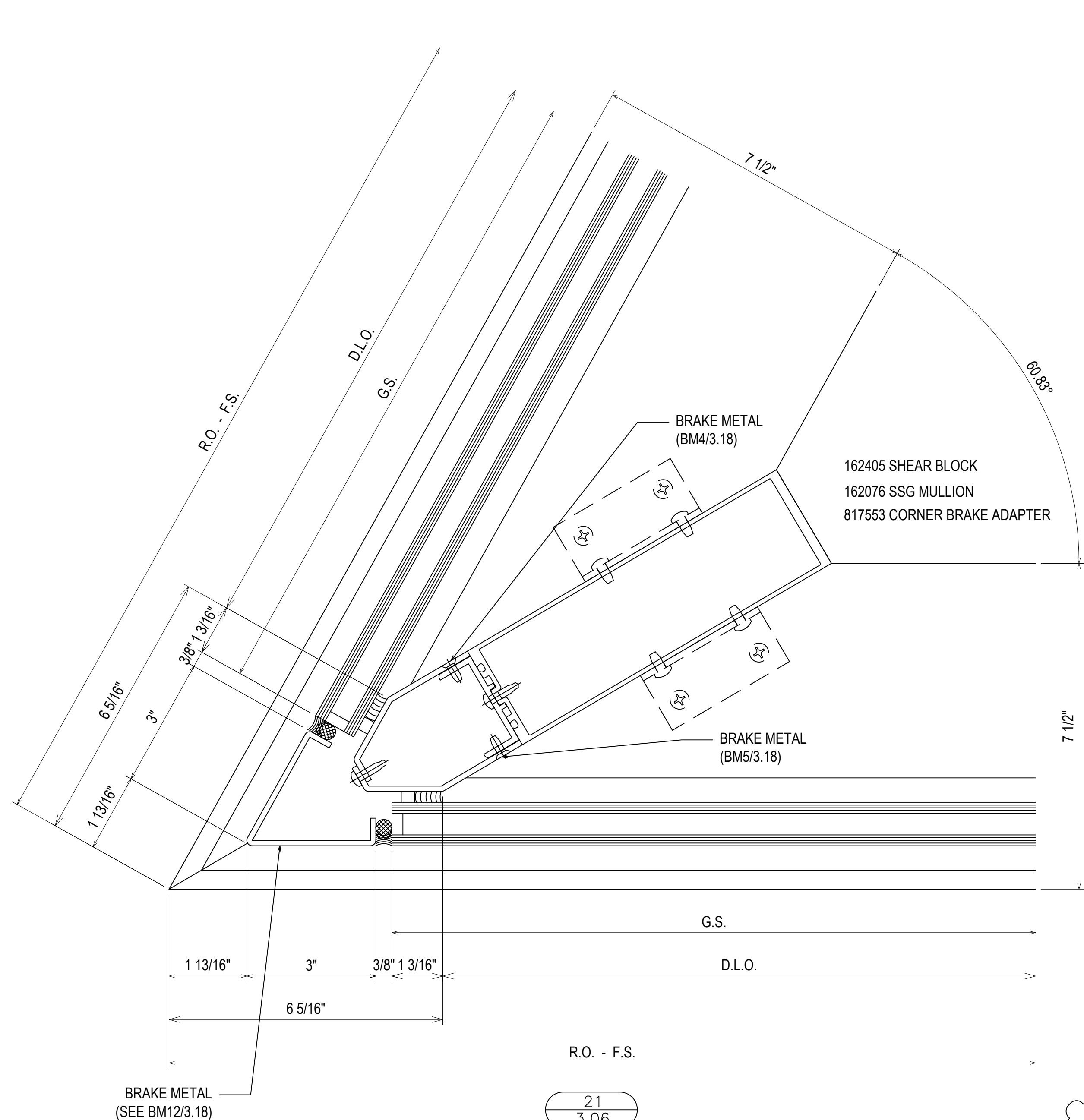
INSTALL ADDITIONAL LINE OF BACKER ROD
TO FILL VOID BETWEEN PRIMARY AND
SECONDARY CAULK JOINT

REV	DESCRIPTION	DATE
1	1ST REVISION	07/20/21
2	2ND REVISION	08/25/21
3	3RD REVISION (ENGINEER)	09/13/21
NO	DESCRIPTION	

GREENVILLE COUNTY ADMINISTRATION
NORTH BUILDING
GREENVILLE, SC




DRAWN BY:	DATE:
RA	05.17.21
CHECKED BY:	DATE:
EW	05.17.21



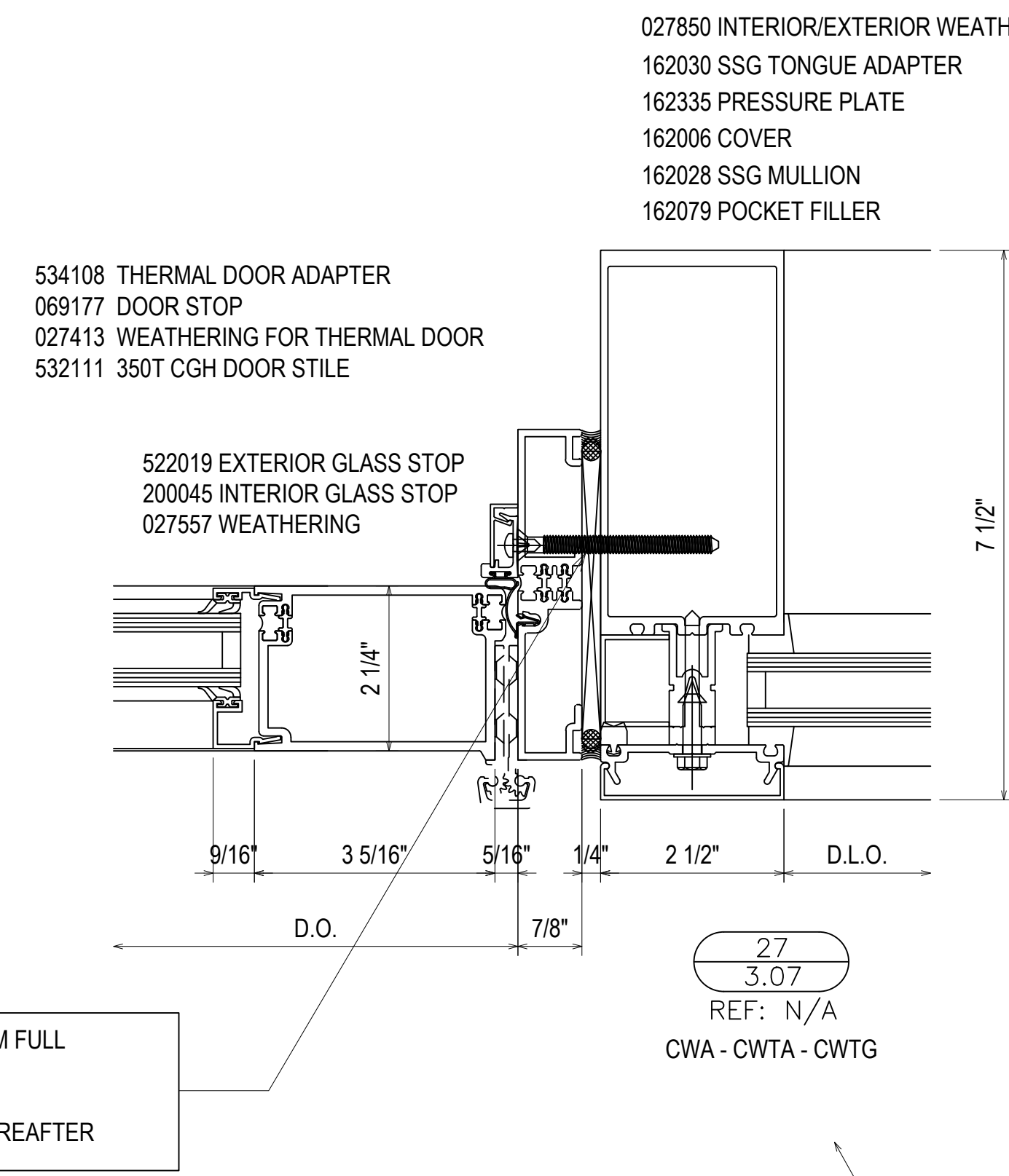
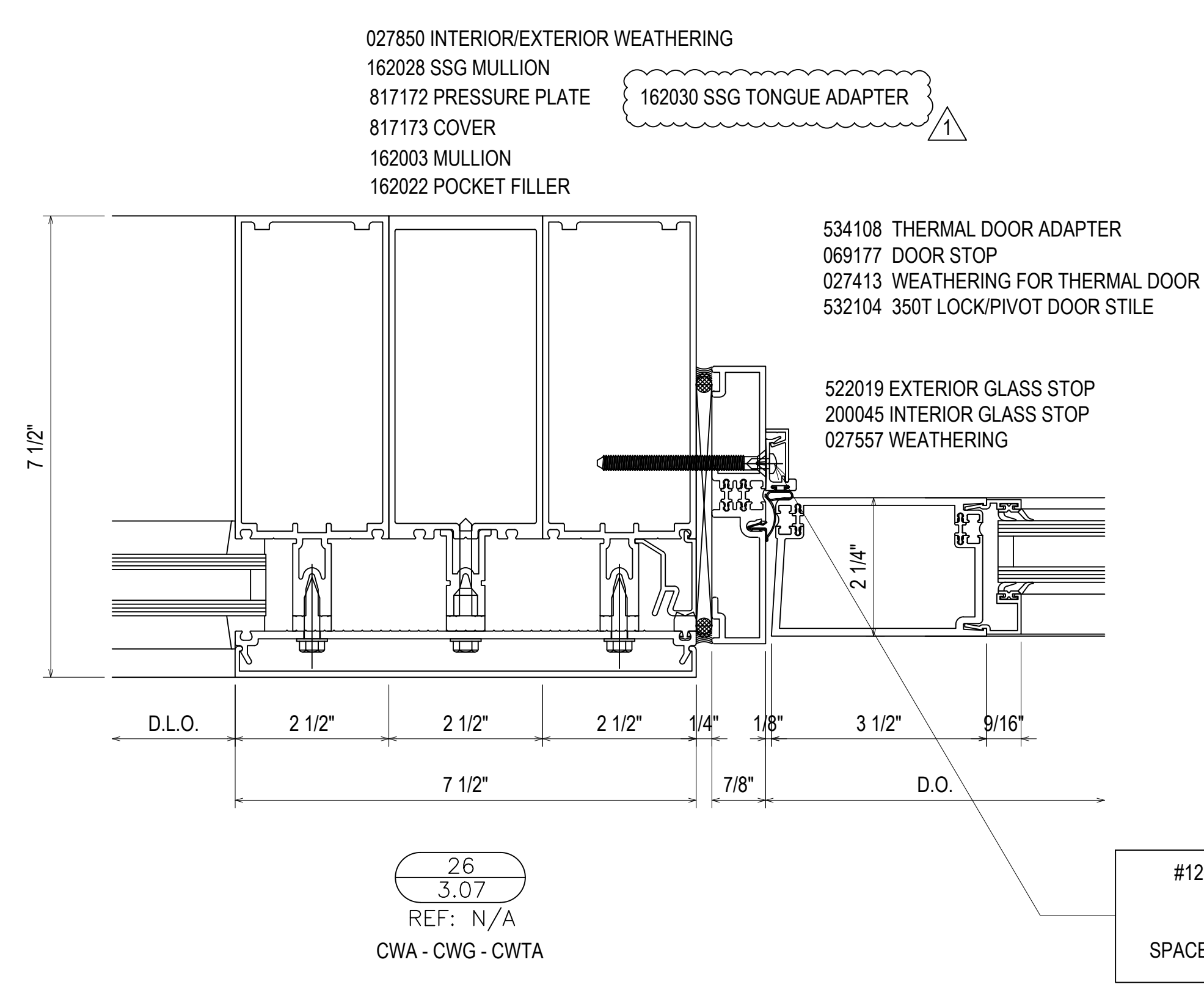
REV	DESCRIPTION	DATE
1	1ST REVISION	07/20/21
2	2ND REVISION	08/25/21
3	3RD REVISION (ENGINEER)	09/13/21
NO	DESCRIPTION	

DRAWING SUBMISSION

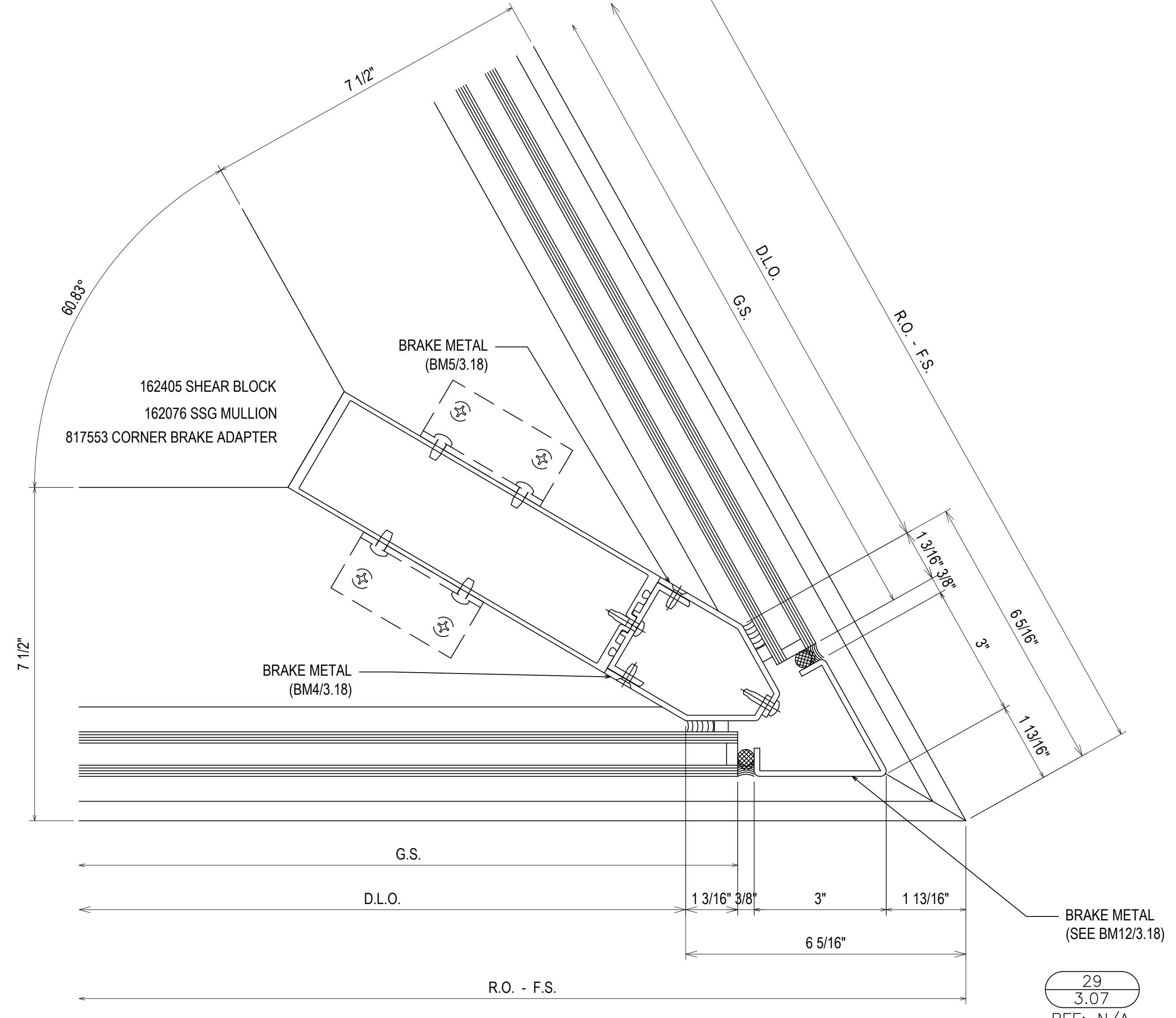
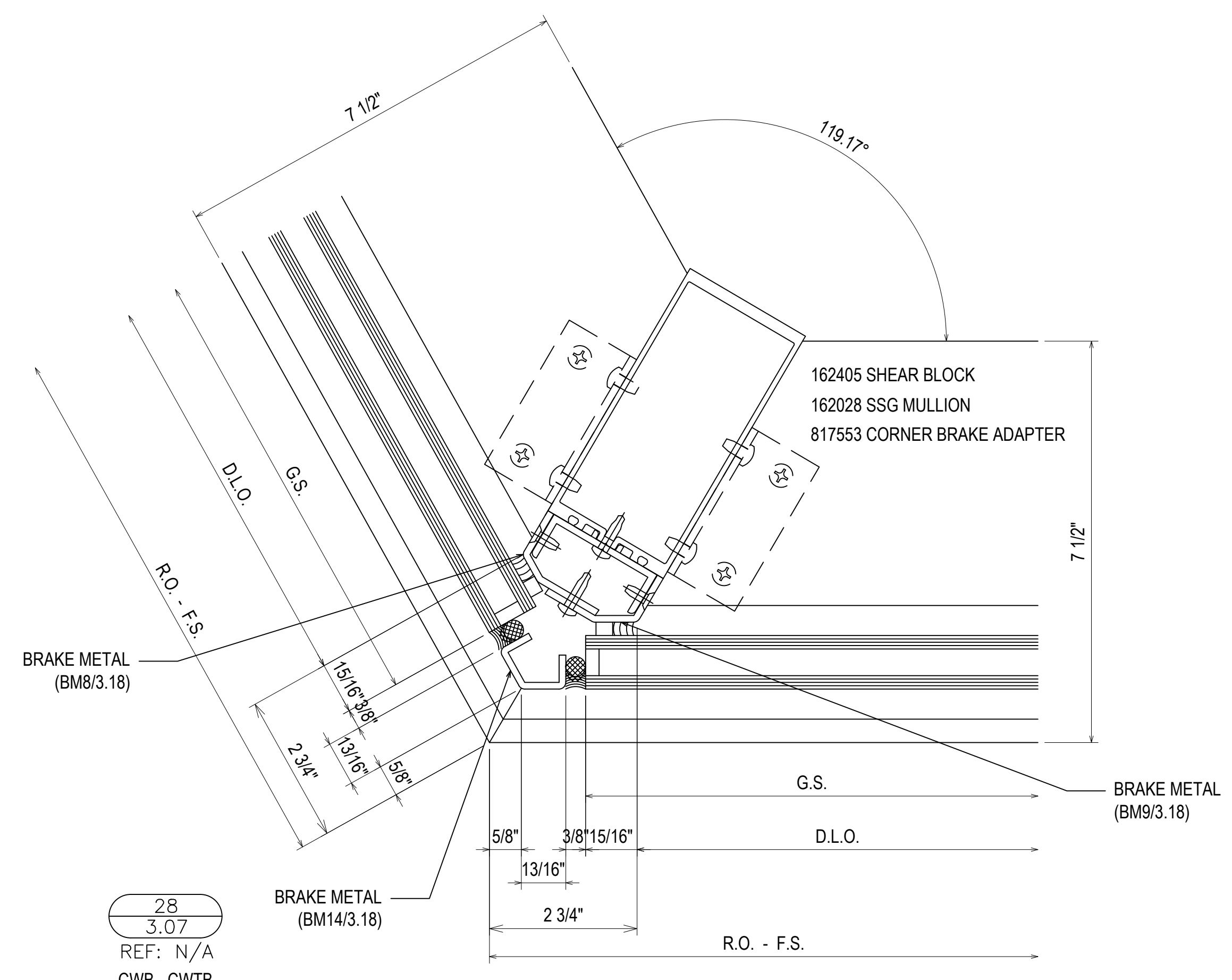
GREENVILLE COUNTY ADMINISTRATION
NORTH BUILDING
GREENVILLE, SC



DRAWN BY:	DATE:
RA	05.17.21
CHECKED BY:	DATE:
EW	05.17.21



#12-24 GRADE 5 SMS WITH A MINIMUM FULL PENETRATION + 1/2\"/>




28
3.07
REF: N/A
CWB - CWTB

29
3.07
REF: N/A
CWB - CWTB

REV	DESCRIPTION	DATE
1	1ST REVISION	07/20/21
2	2ND REVISION	08/25/21
3	3RD REVISION (ENGINEERING)	09/01/21
NO	DESCRIPTION	

GREENVILLE COUNTY ADMINISTRATION
NORTH BUILDING
GREENVILLE, SC

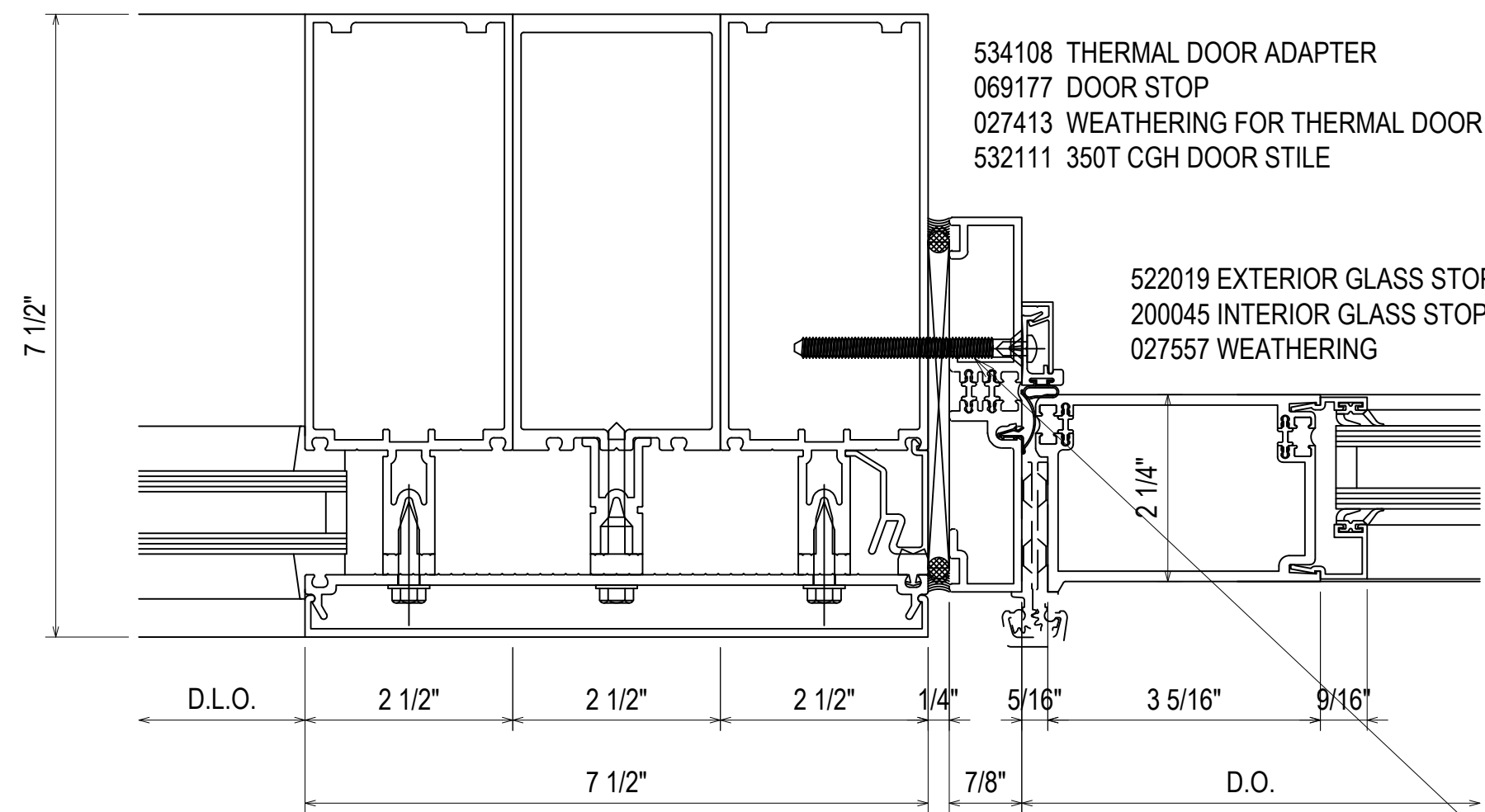


DRAWN BY:	DATE:
RA	05.17.21
CHECKED BY:	DATE:
EW	05.17.21

3.07

027850 INTERIOR/EXTERIOR WEATHERING
 162028 SSG MULLION
 817172 PRESSURE PLATE
 817173 COVER
 162003 MULLION
 162022 POCKET FILLER

162030 SSG TONGUE ADAPTER



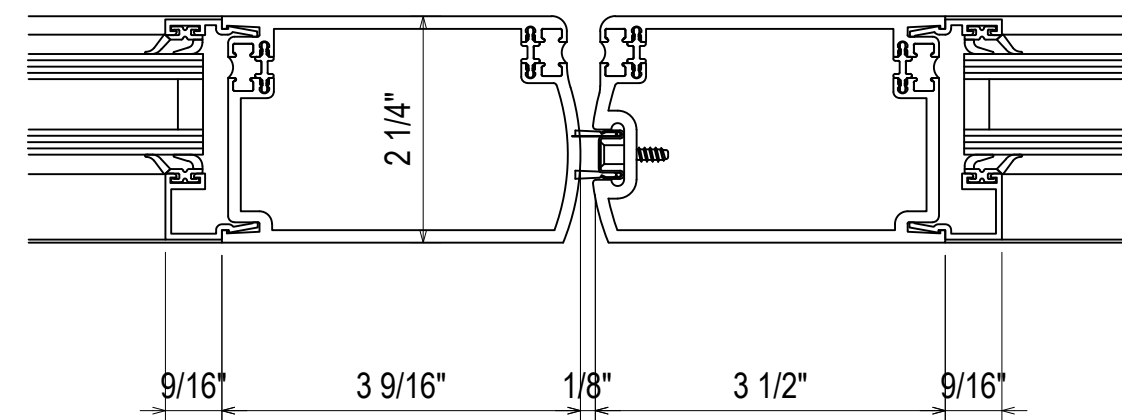
30
 3.08
 REF: N/A
 CWF - CWG - CWTG

534108 THERMAL DOOR ADAPTER
 069177 DOOR STOP
 027413 WEATHERING FOR THERMAL DOOR
 532111 350T CGH DOOR STILE

522019 EXTERIOR GLASS STOP
 200045 INTERIOR GLASS STOP
 027557 WEATHERING

532105 350T ACTIVE STILE
 532106 350T INACTIVE STILE
 200496 ADJUSTABLE ASTRAGAL

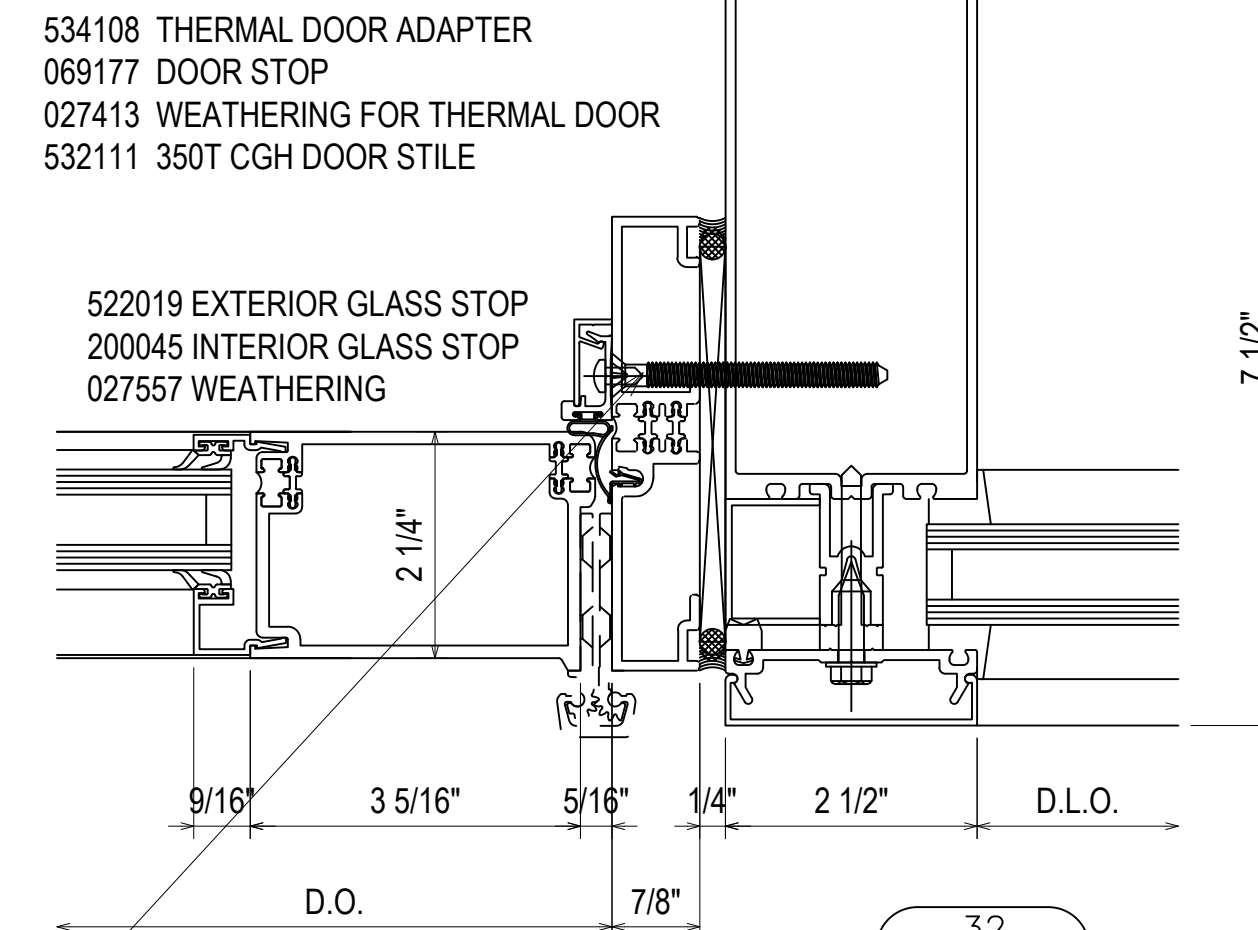
522019 EXTERIOR GLASS STOP
 200045 INTERIOR GLASS STOP
 027557 WEATHERING



31
 3.08
 REF: N/A
 CWF - CWG - CWTG

#12-24 GRADE 5 SMS WITH A MINIMUM FULL PENETRATION + 1/2" MINIMUM 3/8" EDGE DISTANCE SPACED 3" FROM END AND 24" O.C. THEREAFTER

027850 INTERIOR/EXTERIOR WEATHERING
 162335 PRESSURE PLATE
 162006 COVER
 162028 SSG MULLION
 162079 POCKET FILLER

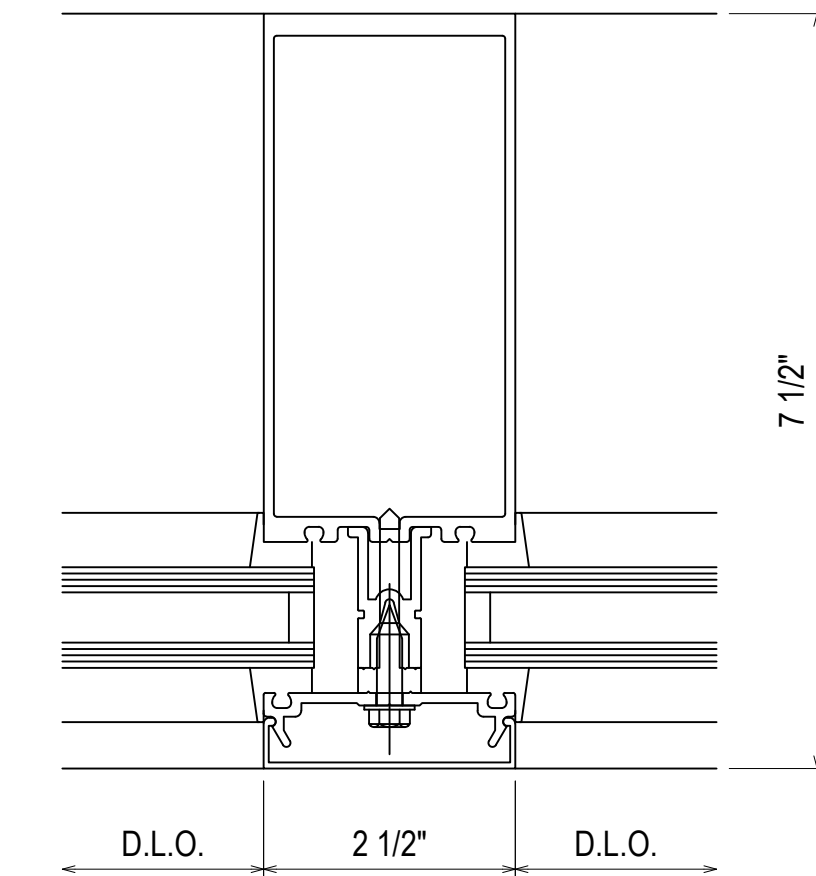


32
 3.08
 REF: N/A
 CWF - CWG

534108 THERMAL DOOR ADAPTER
 069177 DOOR STOP
 027413 WEATHERING FOR THERMAL DOOR
 532111 350T CGH DOOR STILE

522019 EXTERIOR GLASS STOP
 200045 INTERIOR GLASS STOP
 027557 WEATHERING

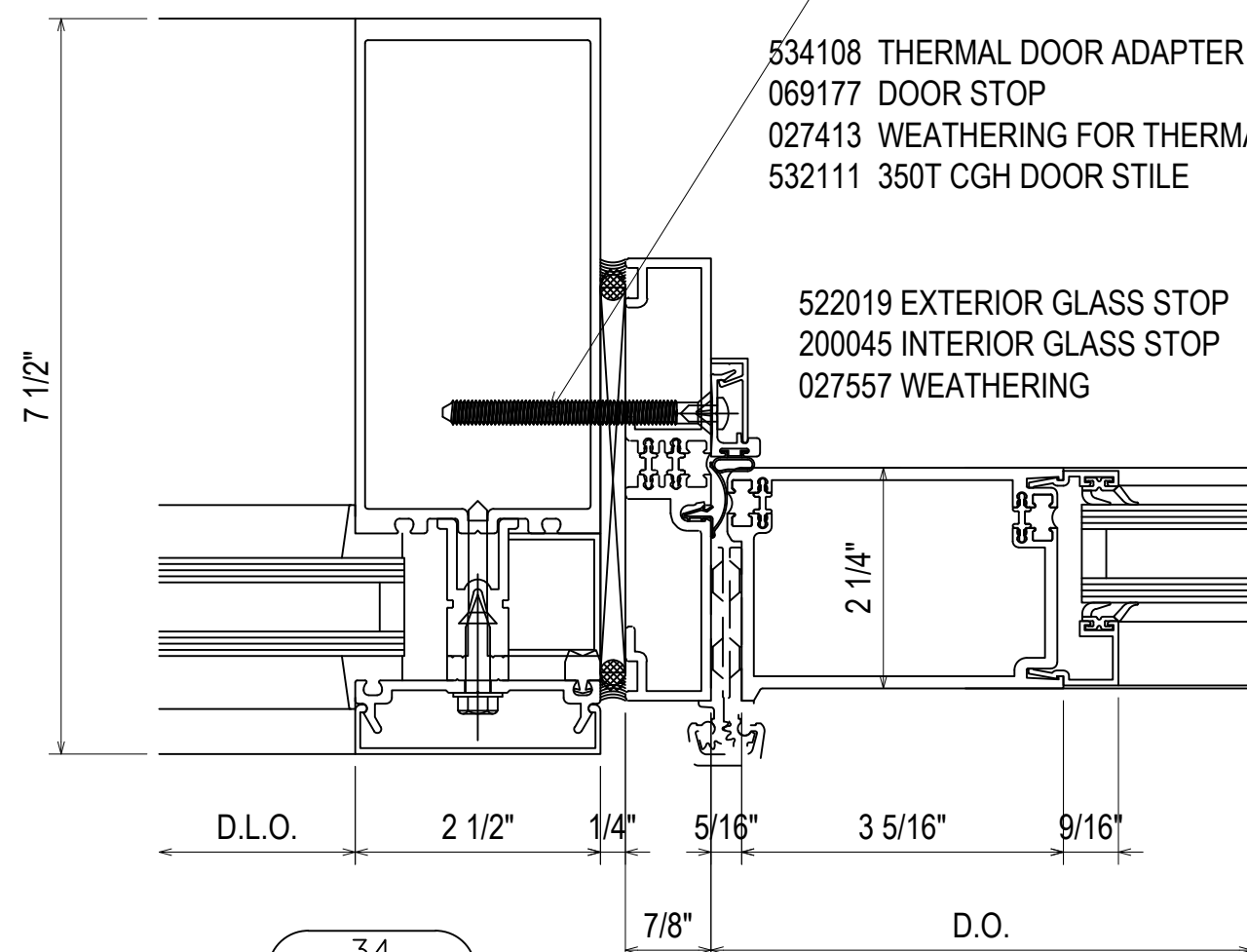
162028 SSG MULLION
 027850 INTERIOR/EXTERIOR WEATHERING
 162335 PRESSURE PLATE
 162006 COVER



33
 3.08
 REF: N/A
 CWF - CWG

027850 INTERIOR/EXTERIOR WEATHERING
 162030 SSG TONGUE ADAPTER
 162335 PRESSURE PLATE
 162006 COVER
 162028 SSG MULLION
 162079 POCKET FILLER

#12-24 GRADE 5 SMS WITH A MINIMUM FULL PENETRATION + 1/2" MINIMUM 3/8" EDGE DISTANCE SPACED 3" FROM END AND 24" O.C. THEREAFTER



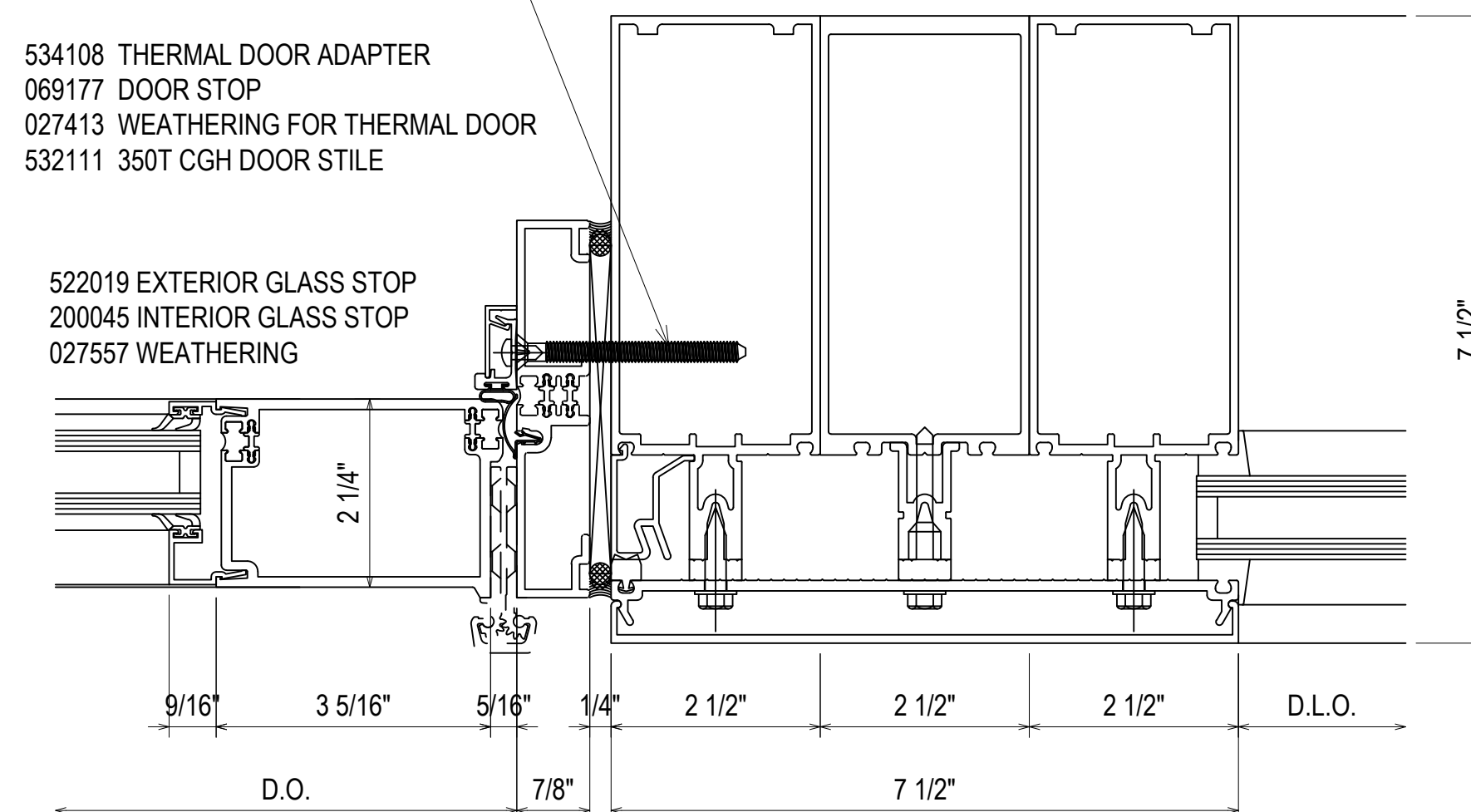
34
 3.08
 REF: N/A
 CWF - CWTG

534108 THERMAL DOOR ADAPTER
 069177 DOOR STOP
 027413 WEATHERING FOR THERMAL DOOR
 532111 350T CGH DOOR STILE

522019 EXTERIOR GLASS STOP
 200045 INTERIOR GLASS STOP
 027557 WEATHERING

534108 THERMAL DOOR ADAPTER
 069177 DOOR STOP
 027413 WEATHERING FOR THERMAL DOOR
 532111 350T CGH DOOR STILE

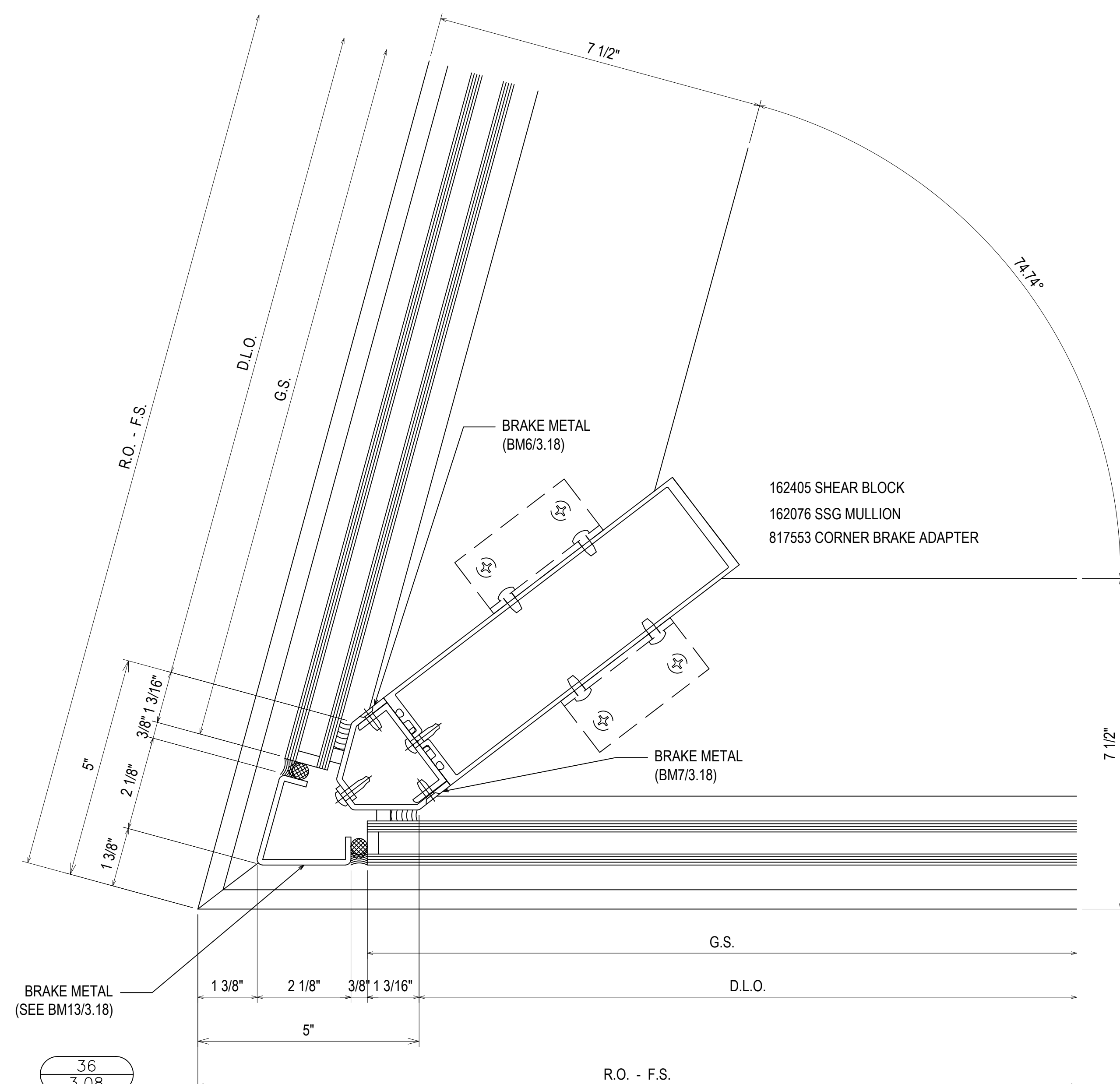
522019 EXTERIOR GLASS STOP
 200045 INTERIOR GLASS STOP
 027557 WEATHERING



35
 3.08
 REF: N/A
 CWF - CWG - CWTG

162030 SSG TONGUE ADAPTER

027850 INTERIOR/EXTERIOR WEATHERING
 162028 SSG MULLION
 817172 PRESSURE PLATE
 817173 COVER
 162003 MULLION
 162022 POCKET FILLER



36
 3.08
 REF: N/A
 CWF

162405 SHEAR BLOCK
 162076 SSG MULLION
 817553 CORNER BRAKE ADAPTER

R.O. - F.S.

DATE	DESCRIPTION	NO
07/20/21 <td>1ST REVISION <td>1</td> </td>	1ST REVISION <td>1</td>	1
08/26/21 <td>2ND REVISION <td>2</td> </td>	2ND REVISION <td>2</td>	2
09/01/21 <td>3RD REVISION (ENGINEERING) <td>3</td> </td>	3RD REVISION (ENGINEERING) <td>3</td>	3
	DESCRIPTION <td>NO</td>	NO
	DRAWING SUBMISSION	

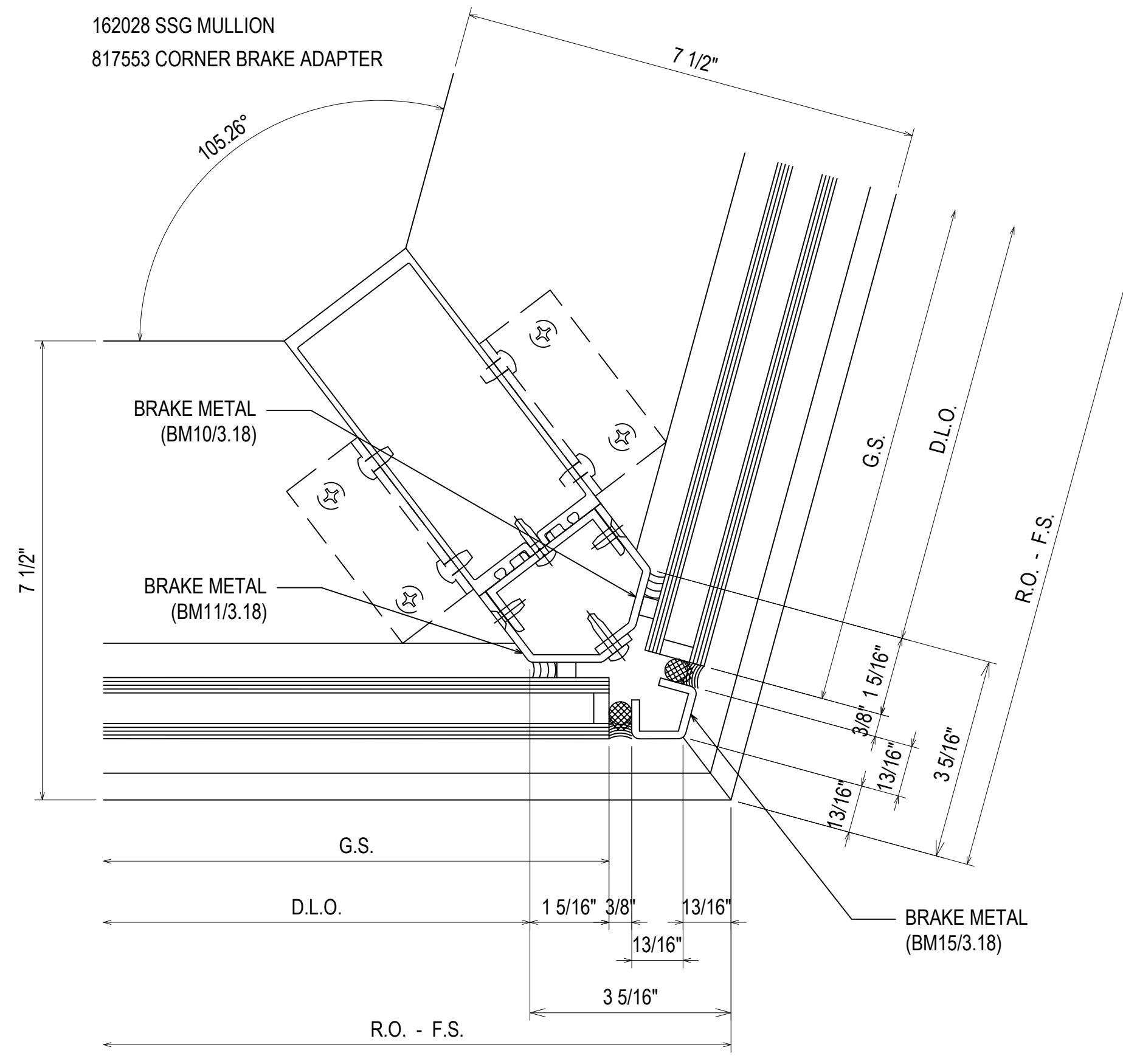
GREENVILLE COUNTY ADMINISTRATION
 NORTH BUILDING
 GREENVILLE, SC

GRAHAM-HODGE ASSOCIATES INC.
 JOB #

DRAWN BY:	DATE:
RA	05.17.21
CHECKED BY:	DATE:
EW	05.17.21

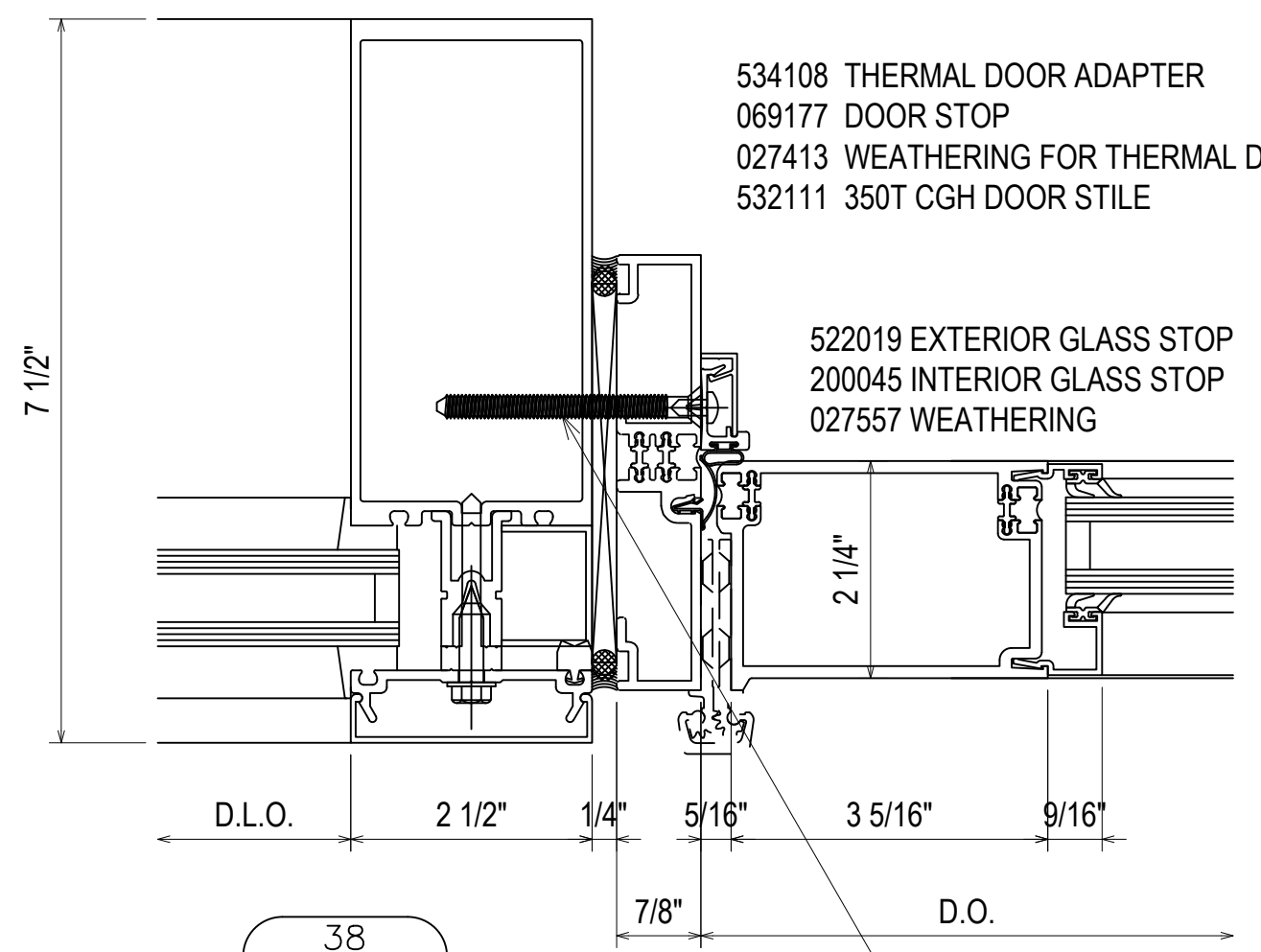
3.08

162405 SHEAR BLOCK
162028 SSG MULLION
817553 CORNER BRAKE ADAPTER



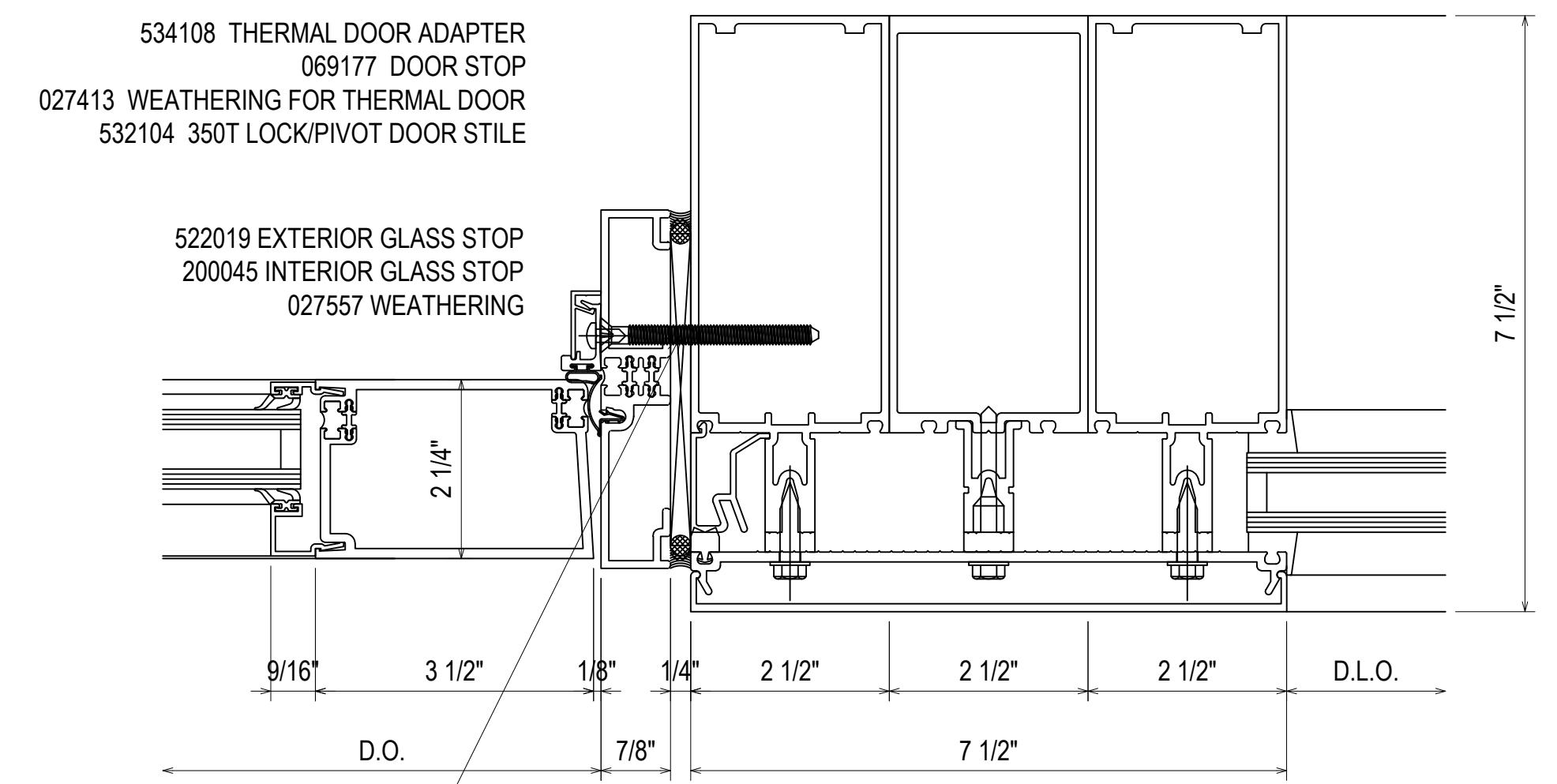
37
3.09
REF: N/A
CWF

027850 INTERIOR/EXTERIOR WEATHERING
162335 PRESSURE PLATE
162006 COVER
162028 SSG MULLION
162079 POCKET FILLER



38
3.09
REF: N/A
CWF

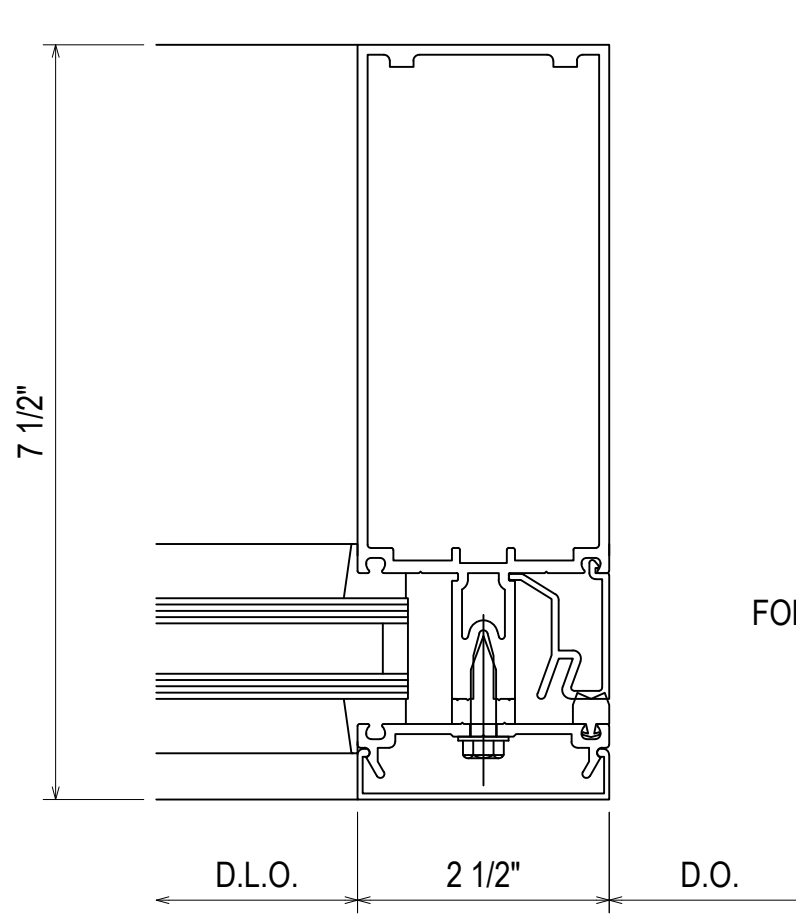
162030 SSG TONGUE ADAPTER
027850 INTERIOR/EXTERIOR WEATHERING
162028 SSG MULLION
817172 PRESSURE PLATE
817173 COVER
162003 MULLION
162022 POCKET FILLER



39
3.09
REF: N/A
CWF

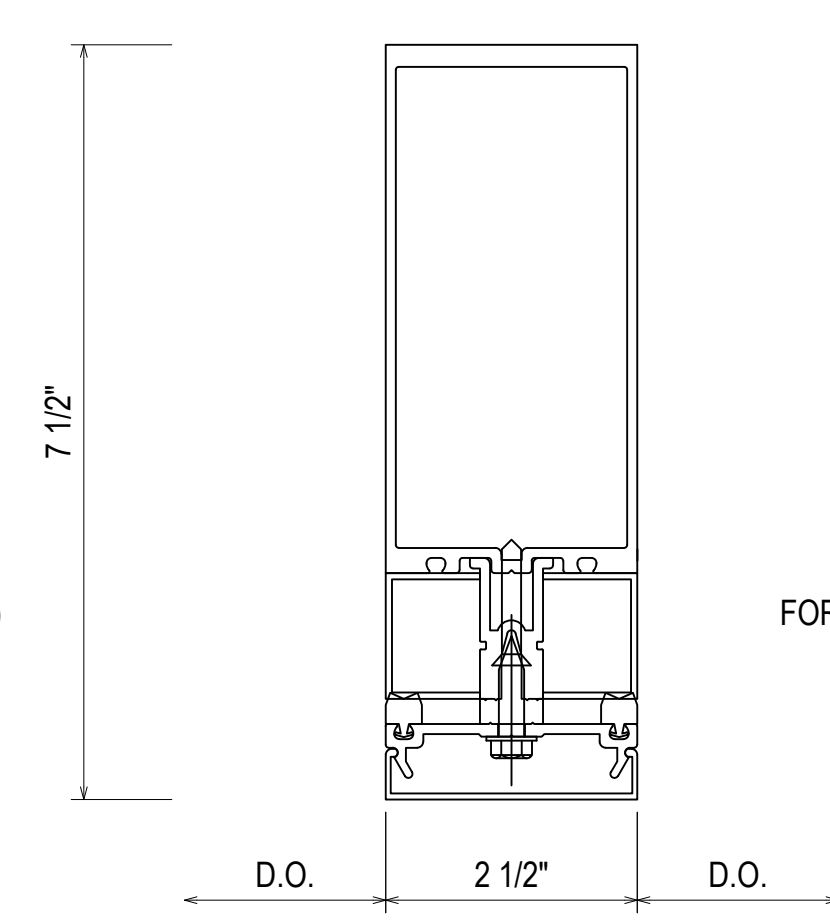
#12-24 GRADE 5 SMS WITH A MINIMUM FULL PENETRATION + 1/2" MINIMUM 3/8" EDGE DISTANCE SPACED 3" FROM END AND 24" O.C. THEREAFTER

027850 INTERIOR/EXTERIOR WEATHERING
162335 PRESSURE PLATE
162006 COVER
162003 MULLION
162022 POCKET FILLER



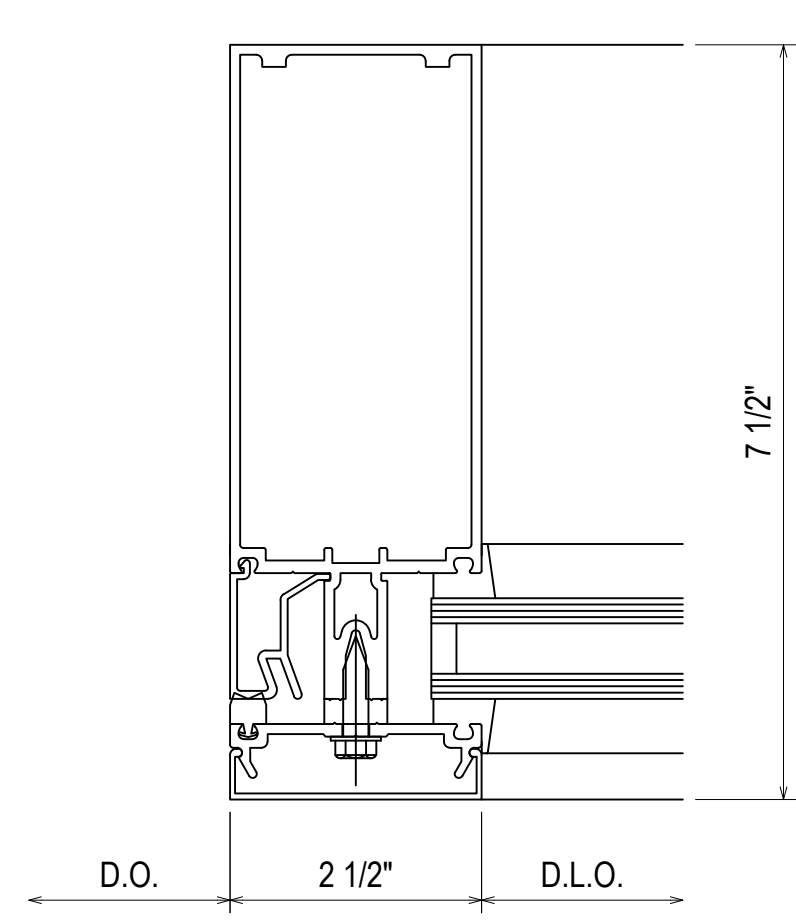
40
3.09
REF: N/A
CWF

027850 INTERIOR/EXTERIOR WEATHERING
162030 SSG TONGUE ADAPTER
162335 PRESSURE PLATE
162006 COVER
162028 SSG MULLION
162079 POCKET FILLER



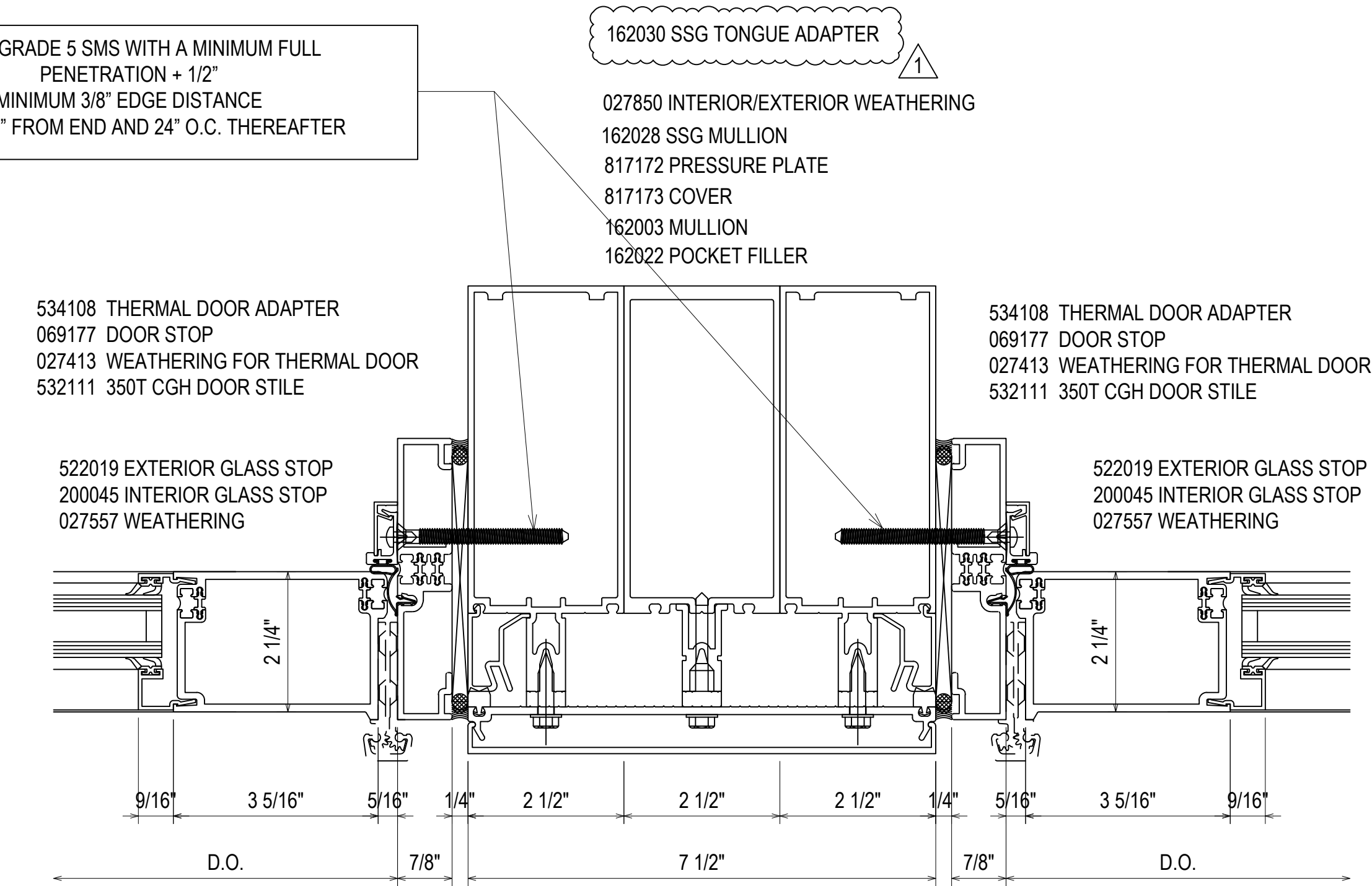
41
3.09
REF: N/A
CWF

027850 INTERIOR/EXTERIOR WEATHERING
162335 PRESSURE PLATE
162006 COVER
162003 MULLION
162022 POCKET FILLER



42
3.09
REF: N/A
CWF

#12-24 GRADE 5 SMS WITH A MINIMUM FULL PENETRATION + 1/2" MINIMUM 3/8" EDGE DISTANCE SPACED 3" FROM END AND 24" O.C. THEREAFTER



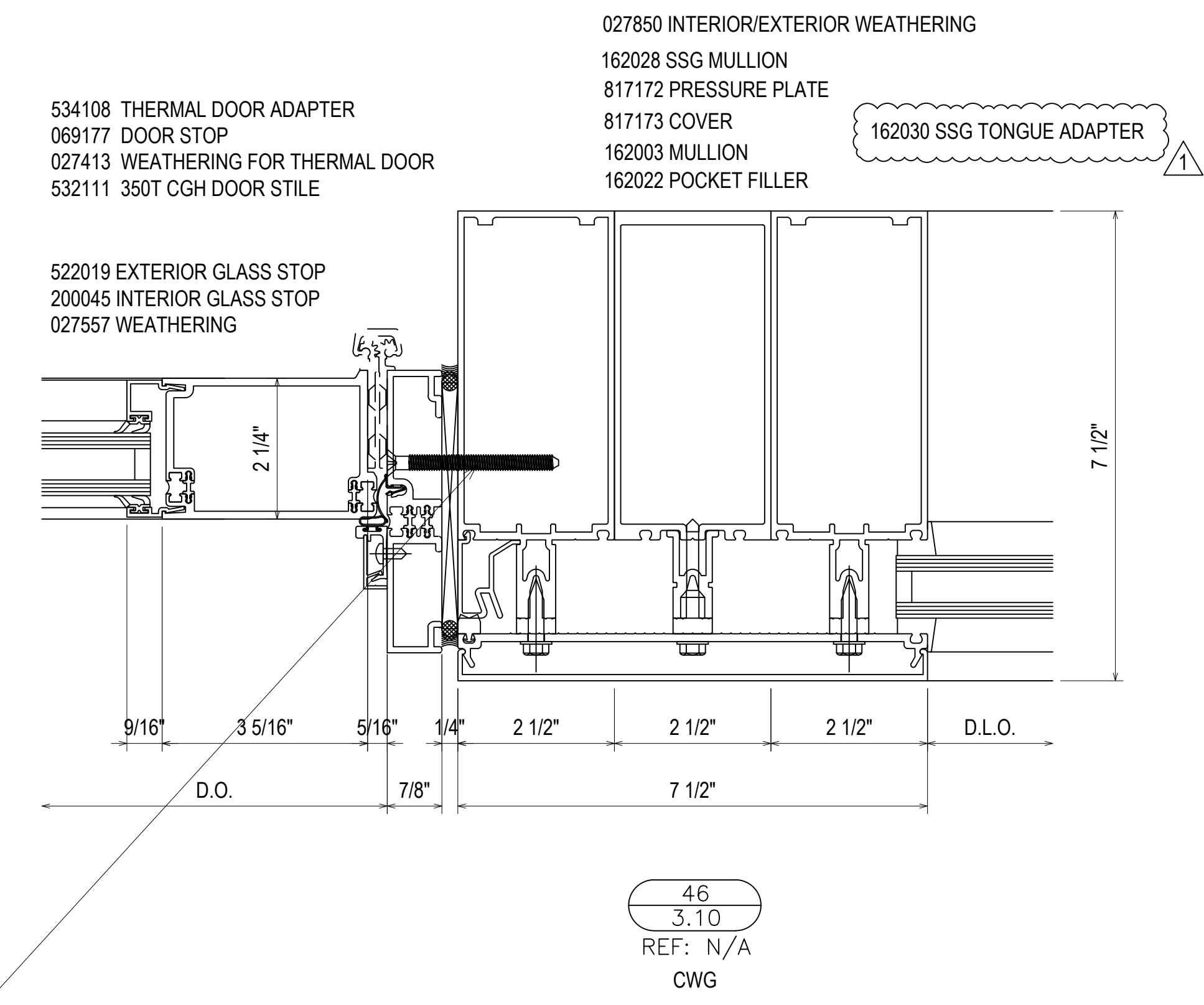
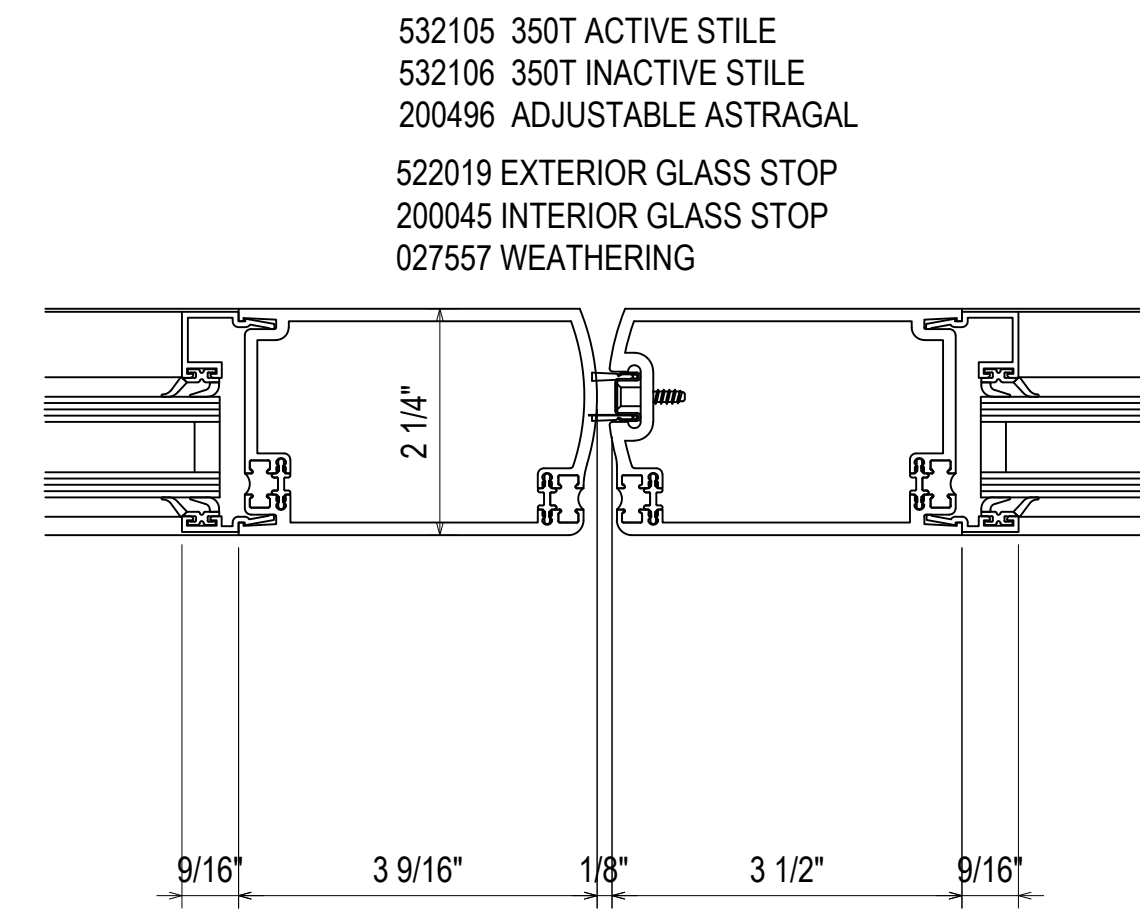
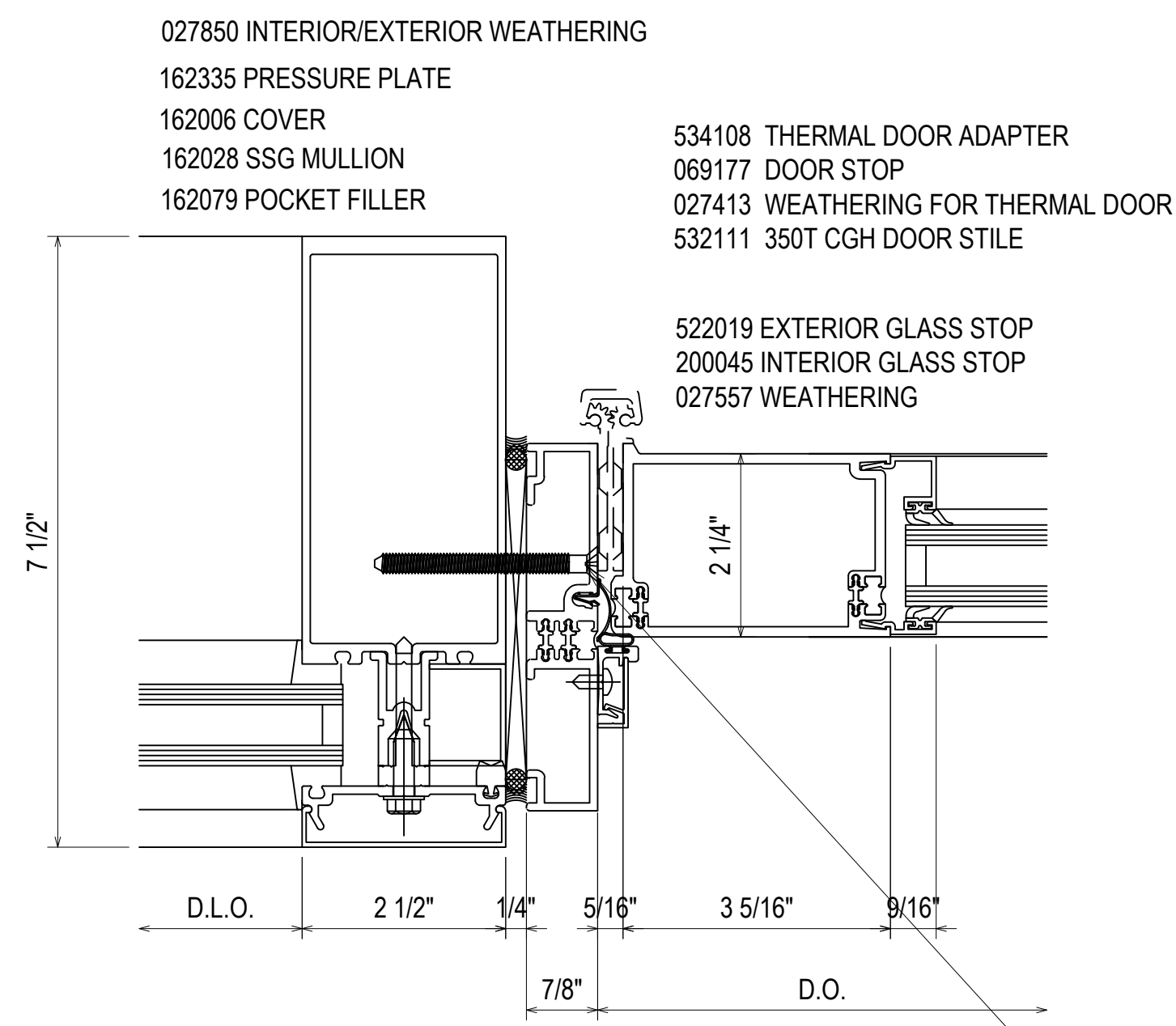
43
3.09
REF: N/A
CWF

REV	DESCRIPTION	DATE
1	1ST REVISION	07/20/21
2	2ND REVISION	08/26/21
3	3RD REVISION (ENGINEERING)	09/10/21
NO	DESCRIPTION	

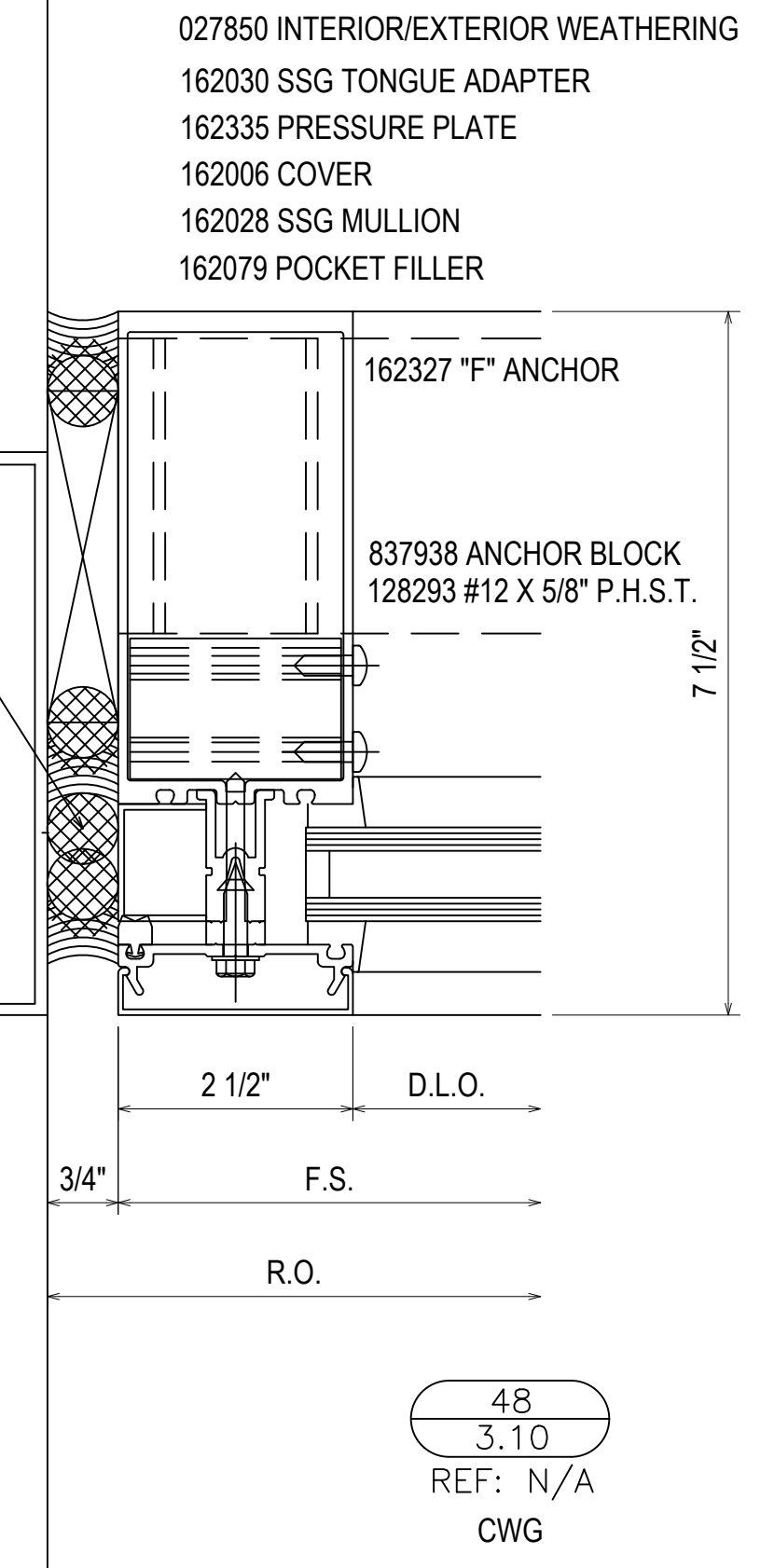
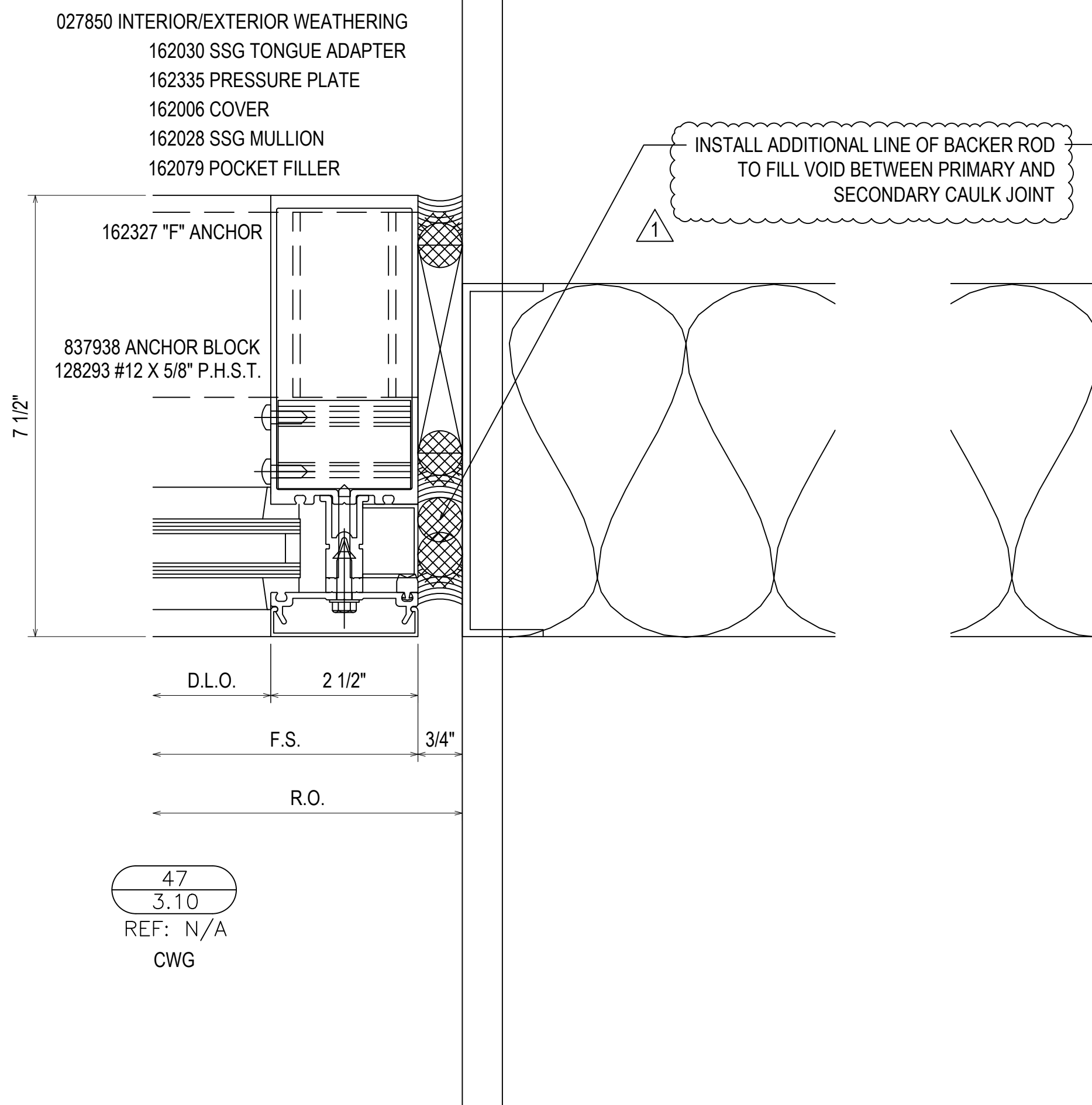
GREENVILLE COUNTY ADMINISTRATION
NORTH BUILDING
GREENVILLE, SC

GRAHAM-HODGE ASSOCIATES INC.
JOB #

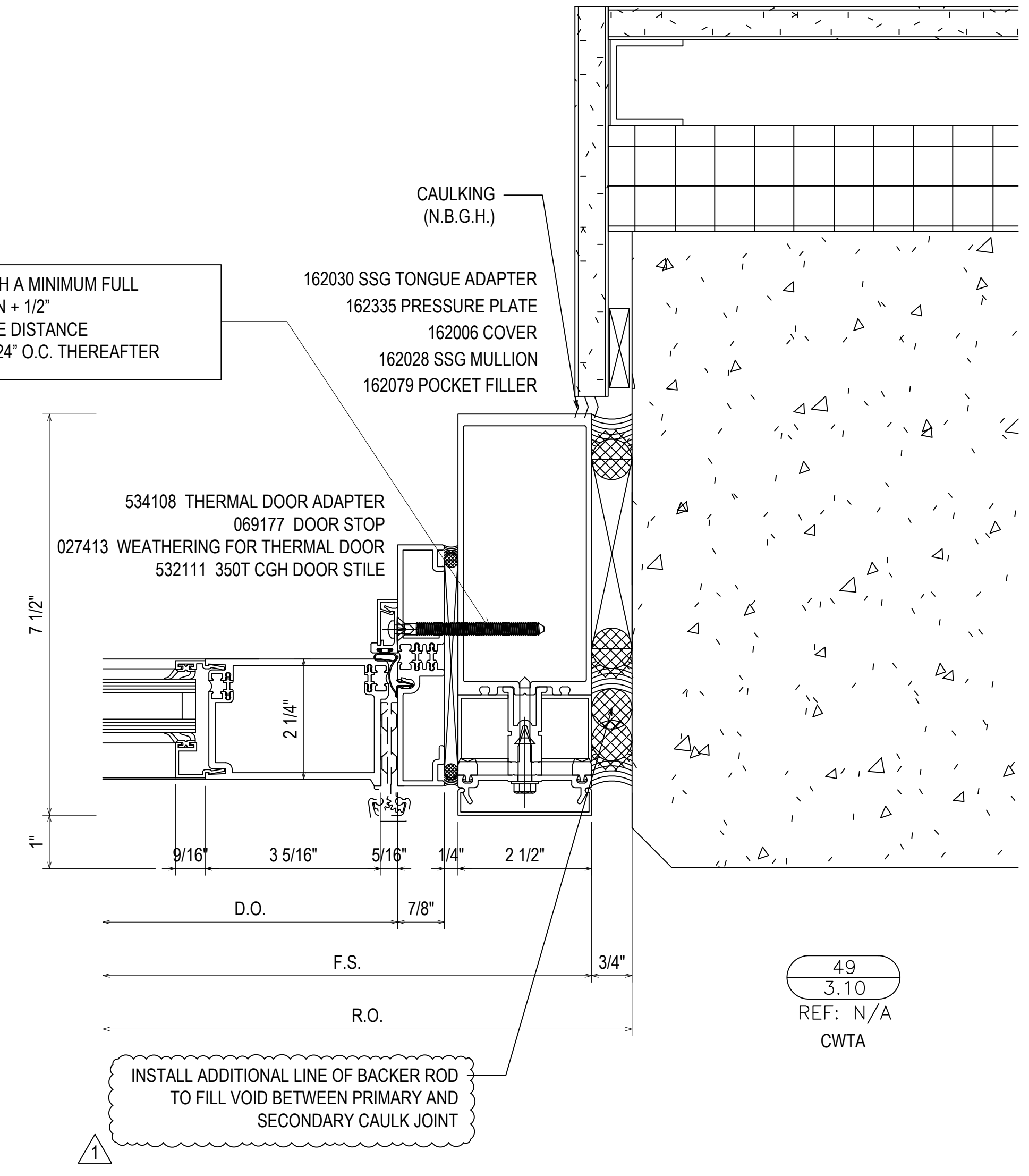
DRAWN BY:	DATE:
RA	05.17.21
CHECKED BY:	DATE:
EW	05.17.21



#12-24 GRADE 5 SMS WITH A MINIMUM FULL PENETRATION + 1/2" MINIMUM 3/8" EDGE DISTANCE SPACED 3" FROM END AND 24" O.C. THEREAFTER



#12-24 GRADE 5 SMS WITH A MINIMUM FULL PENETRATION + 1/2" MINIMUM 3/8" EDGE DISTANCE SPACED 3" FROM END AND 24" O.C. THEREAFTER

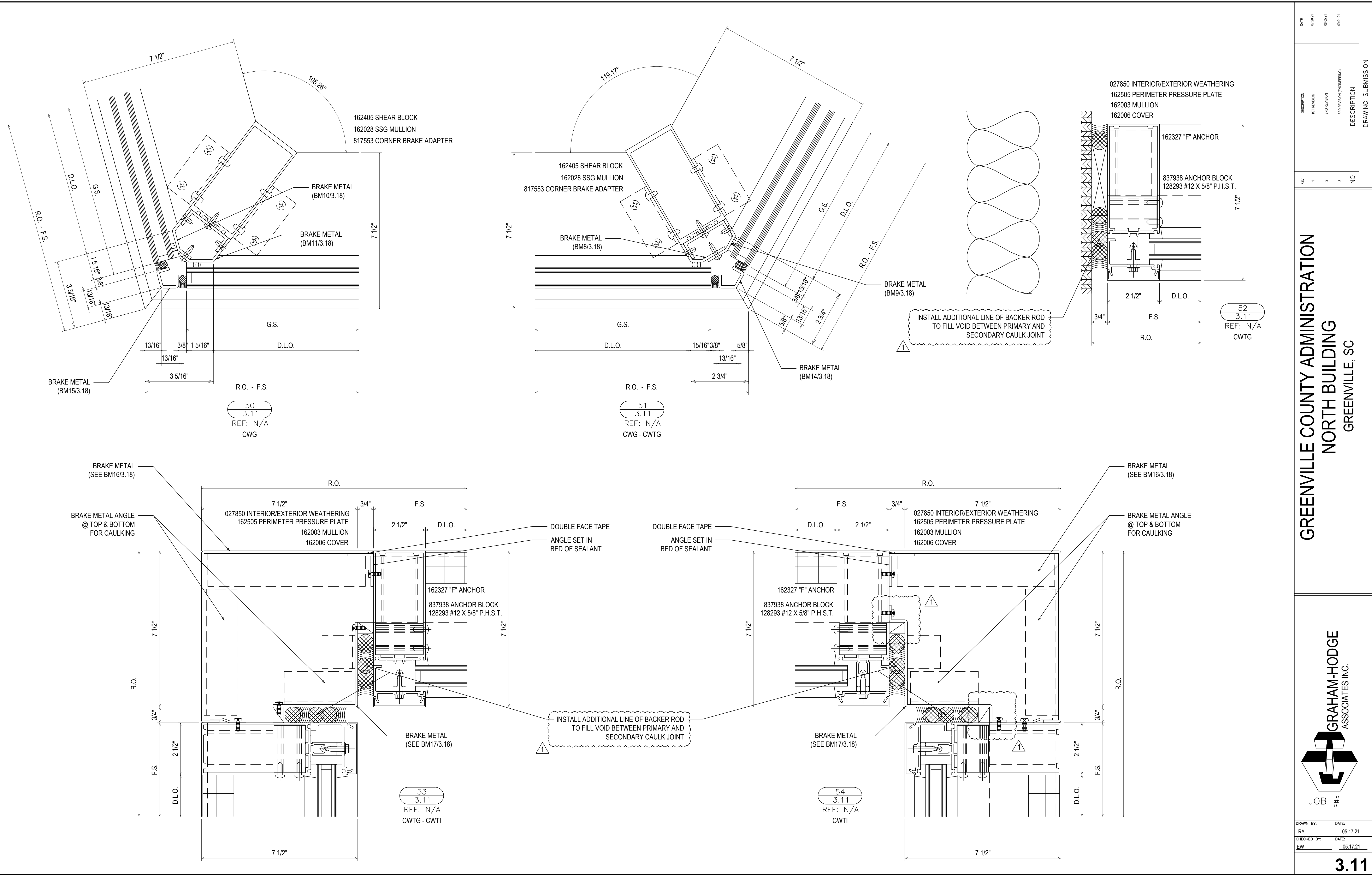


DATE	DESCRIPTION	NO
07/20/21 <td>1ST REVISION <td>1</td> </td>	1ST REVISION <td>1</td>	1
08/26/21 <td>2ND REVISION <td>2</td> </td>	2ND REVISION <td>2</td>	2
09/01/21 <td>3RD REVISION (ENGINEERING) <td>3</td> </td>	3RD REVISION (ENGINEERING) <td>3</td>	3
	DESCRIPTION <td>NO</td>	NO
	DRAWING SUBMISSION	

GREENVILLE COUNTY ADMINISTRATION
NORTH BUILDING
GREENVILLE, SC

GRAHAM-HODGE ASSOCIATES INC.
JOB #

DRAWN BY:	DATE:
RA	05.17.21
CHECKED BY:	DATE:
EW	05.17.21



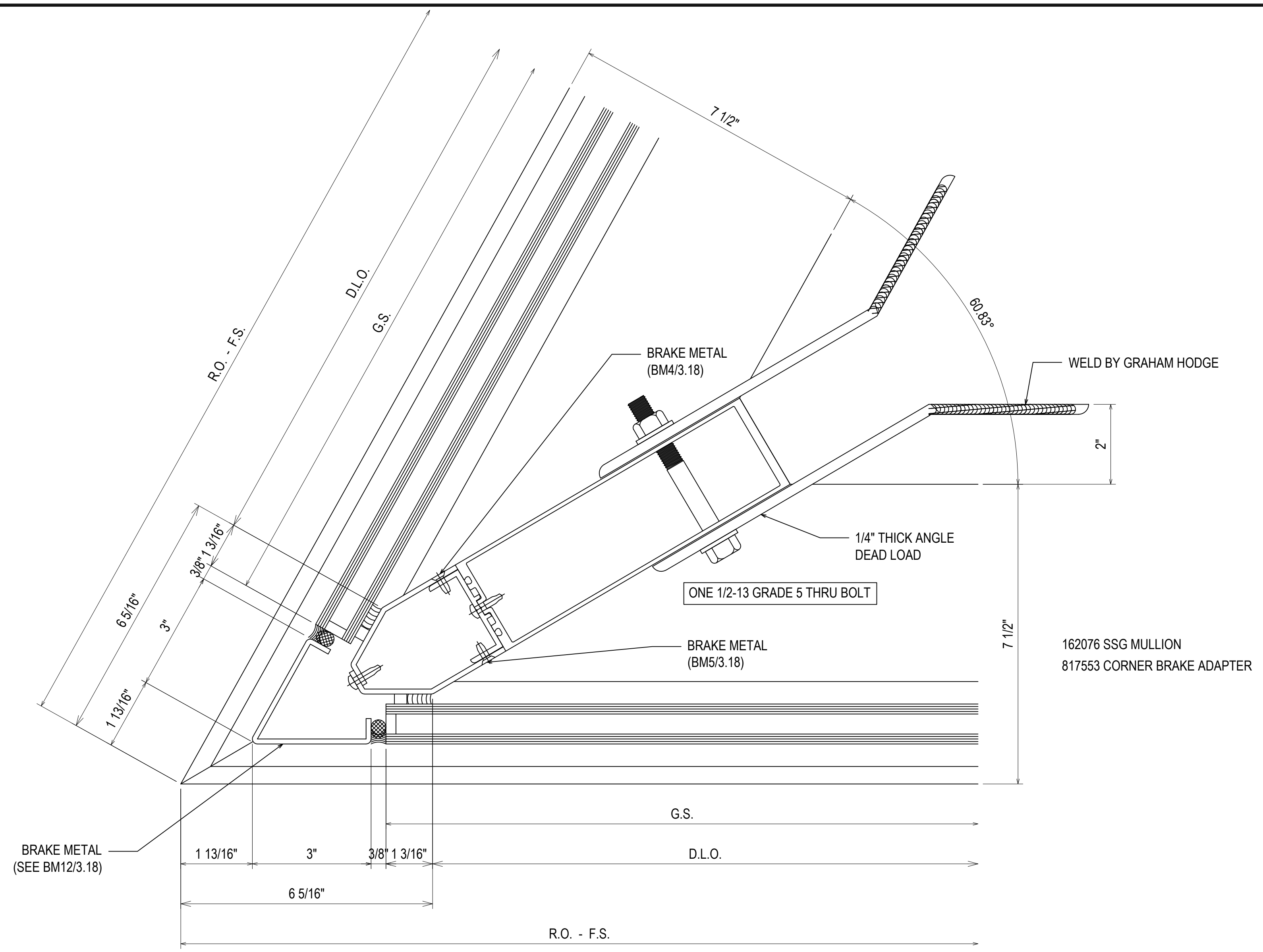
REV.	DESCRIPTION	DATE
1	1ST REVISION	07/20/21
2	2ND REVISION	08/25/21
3	3RD REVISION (INGRAM)	09/01/21
NO	DESCRIPTION	

**GREENVILLE COUNTY ADMINISTRATION
NORTH BUILDING
GREENVILLE, SC**

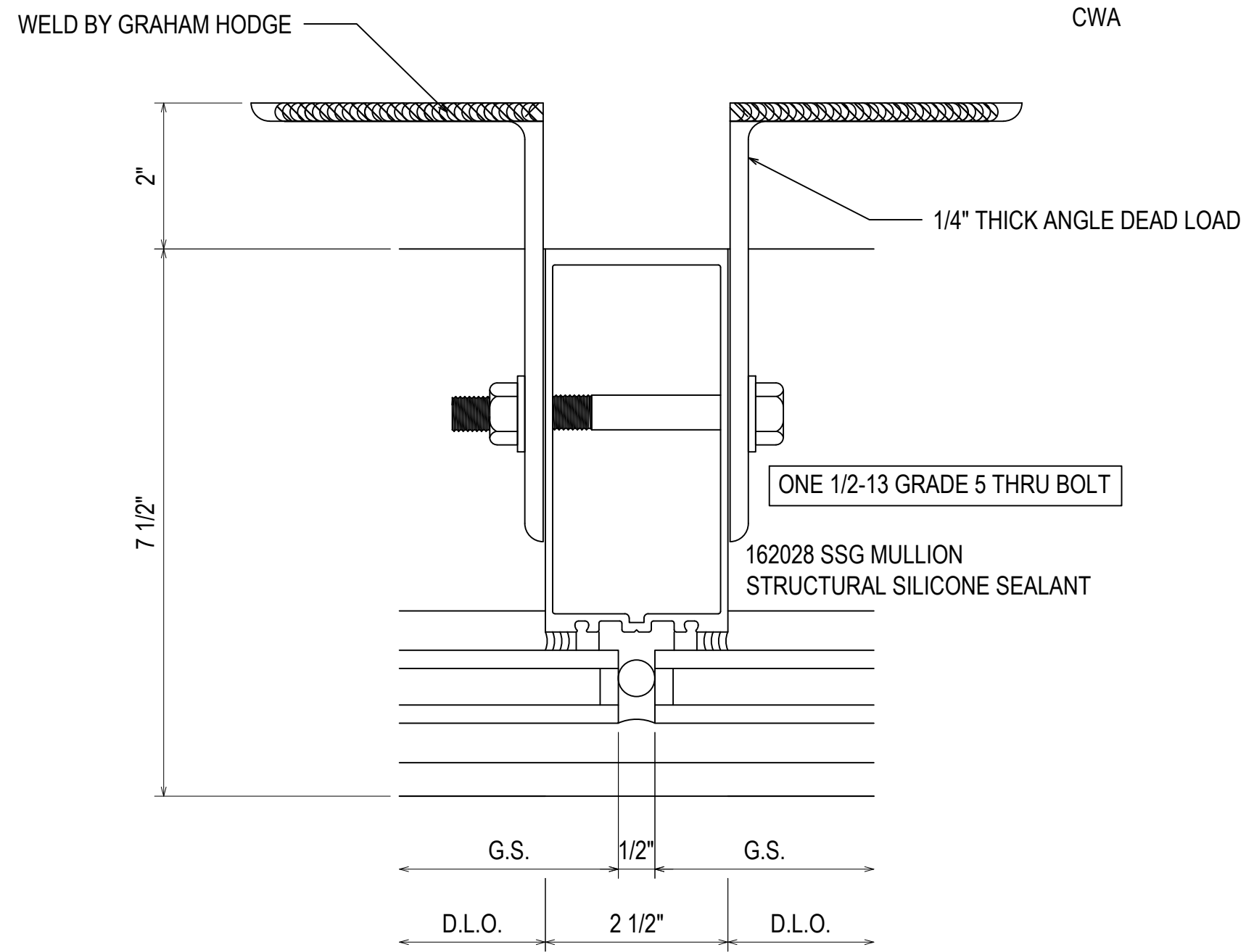
**GRAHAM-HODGE
ASSOCIATES INC.**

JOB #

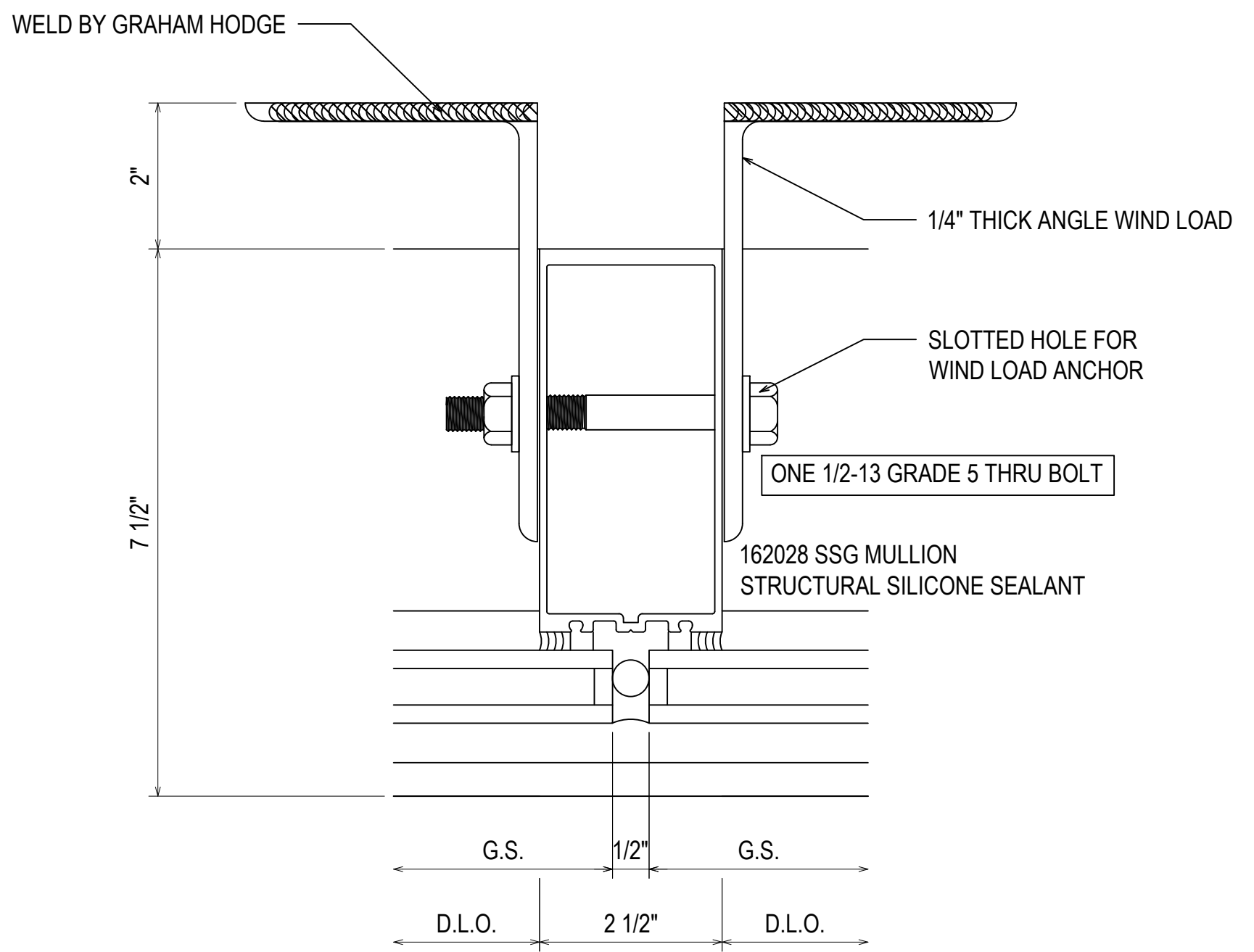
DRAWN BY:	DATE:
RA	05.17.21
CHECKED BY:	DATE:
EW	05.17.21



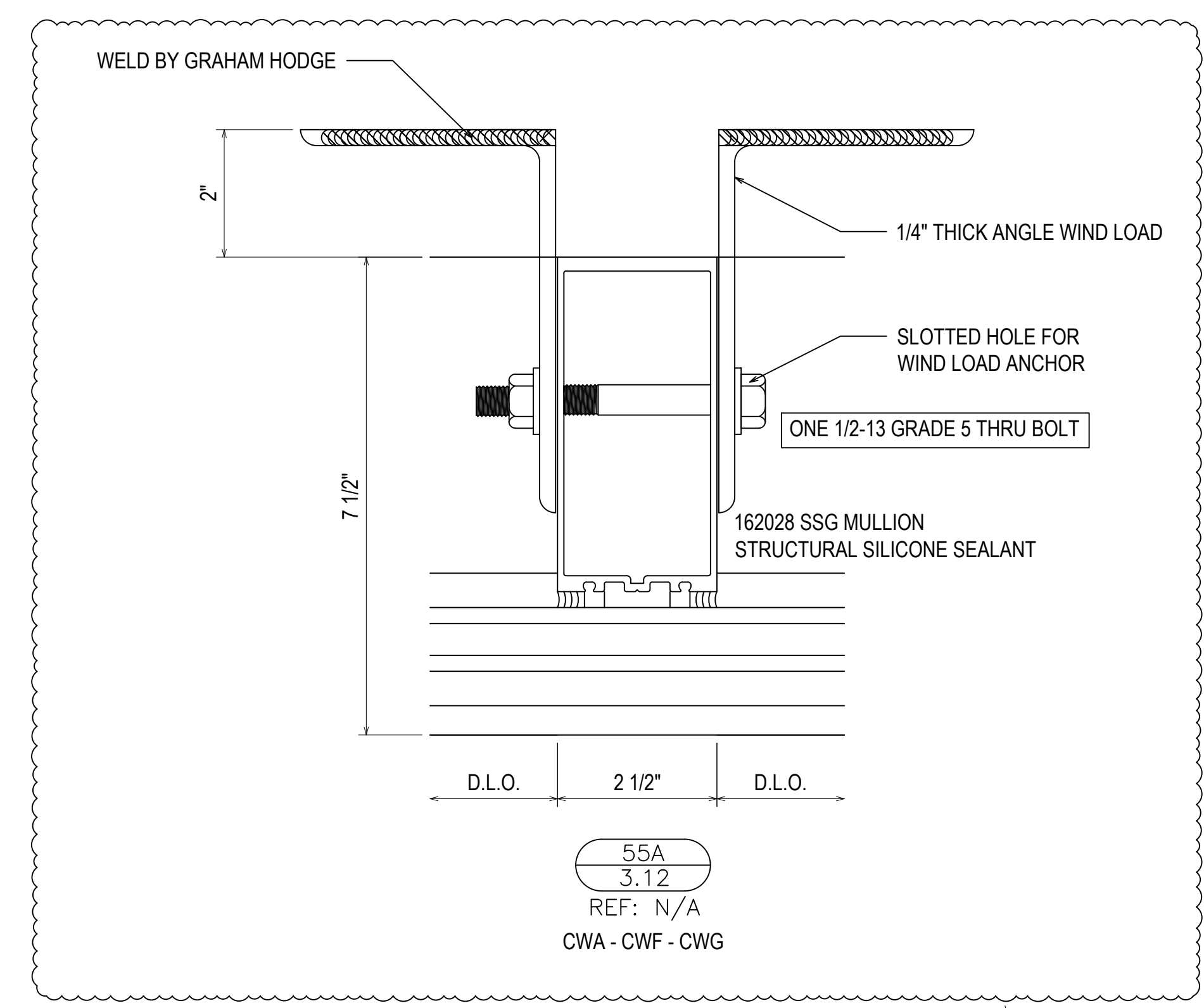
55
3.12
REF: N/A
CWA



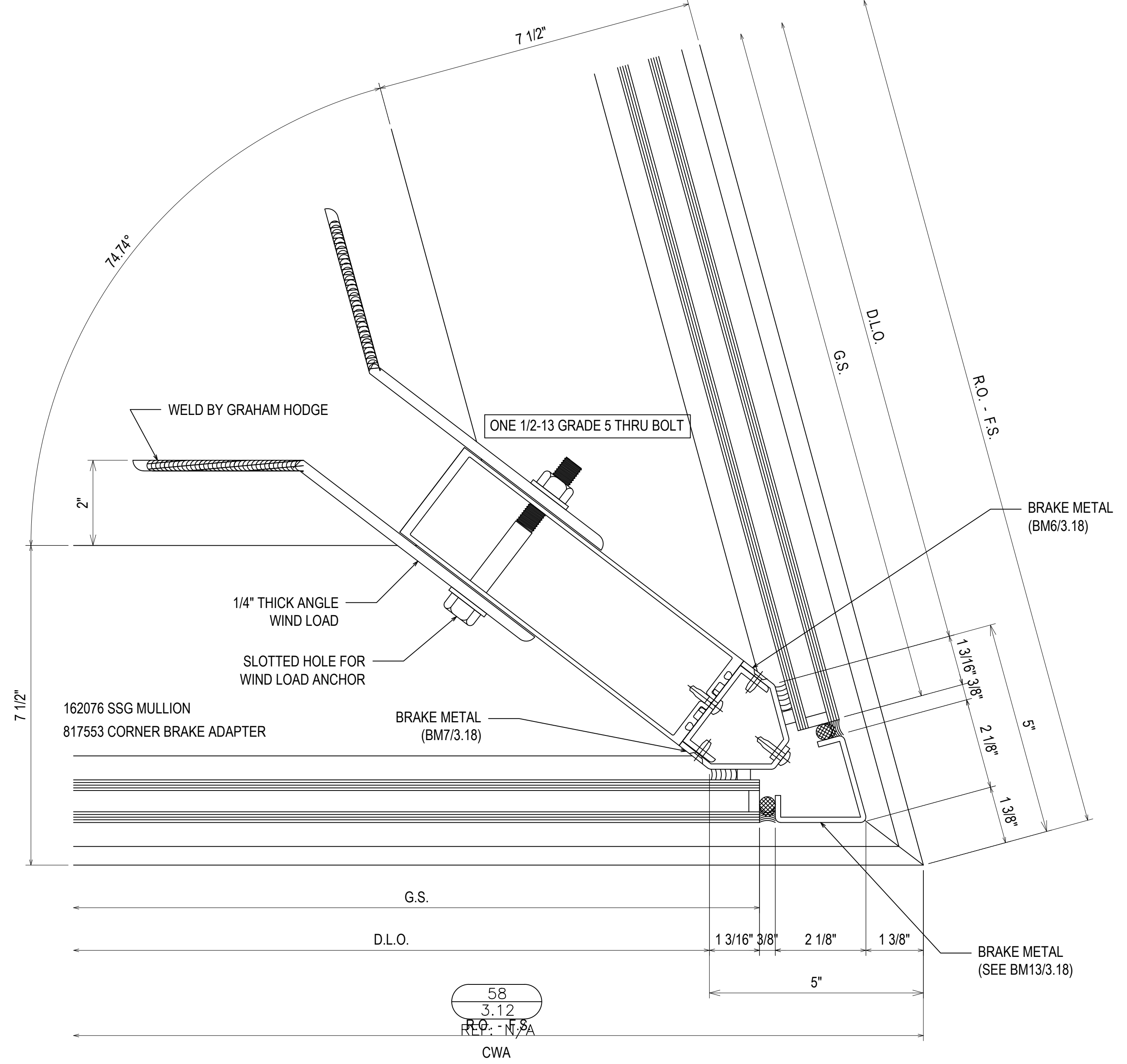
56
3.12
REF: N/A
CWA - CWB - CWF - CWG



57
3.12
REF: N/A
CWA - CWB - CWF - CWG




55A
3.12
REF: N/A
CWA - CWF - CWG



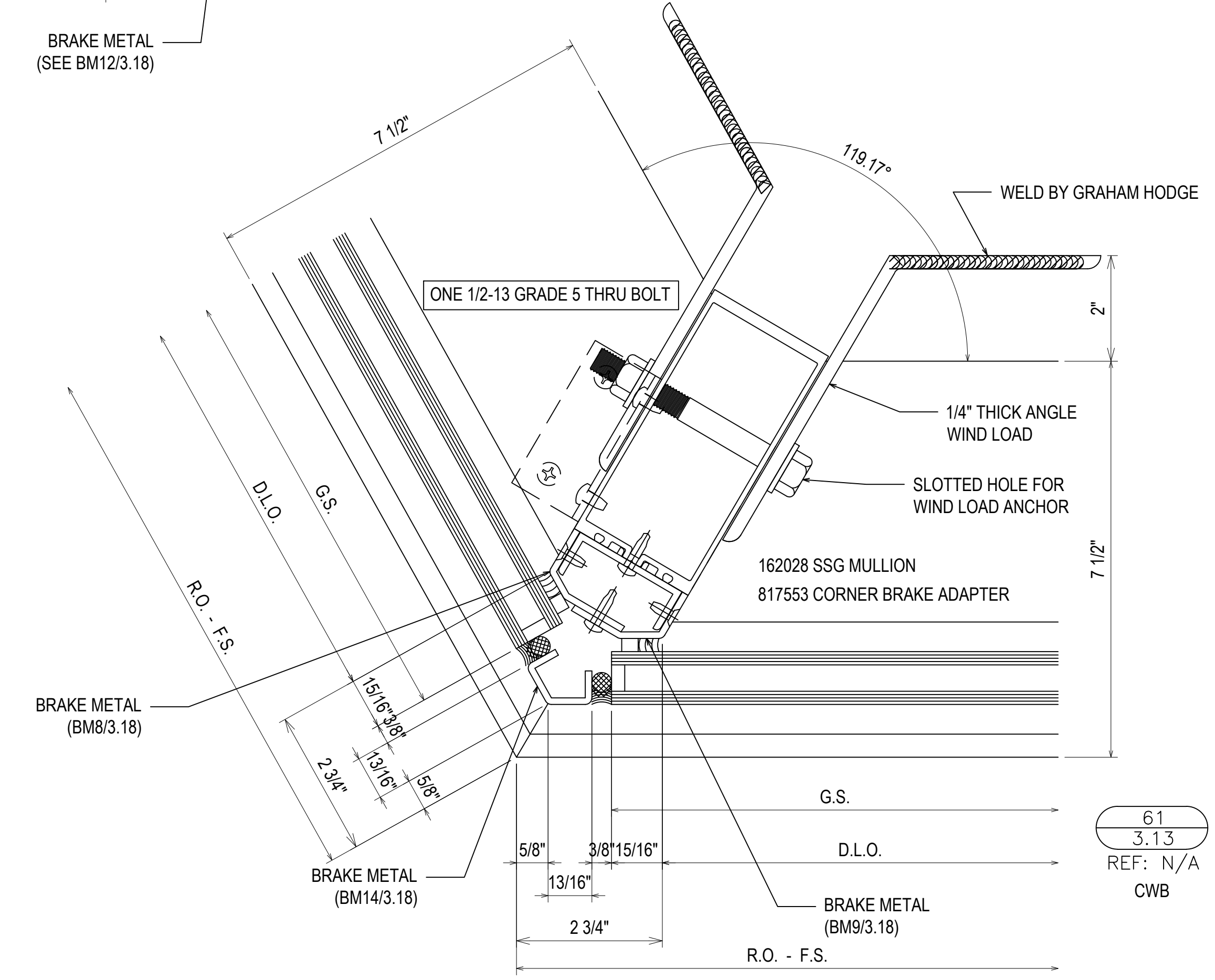
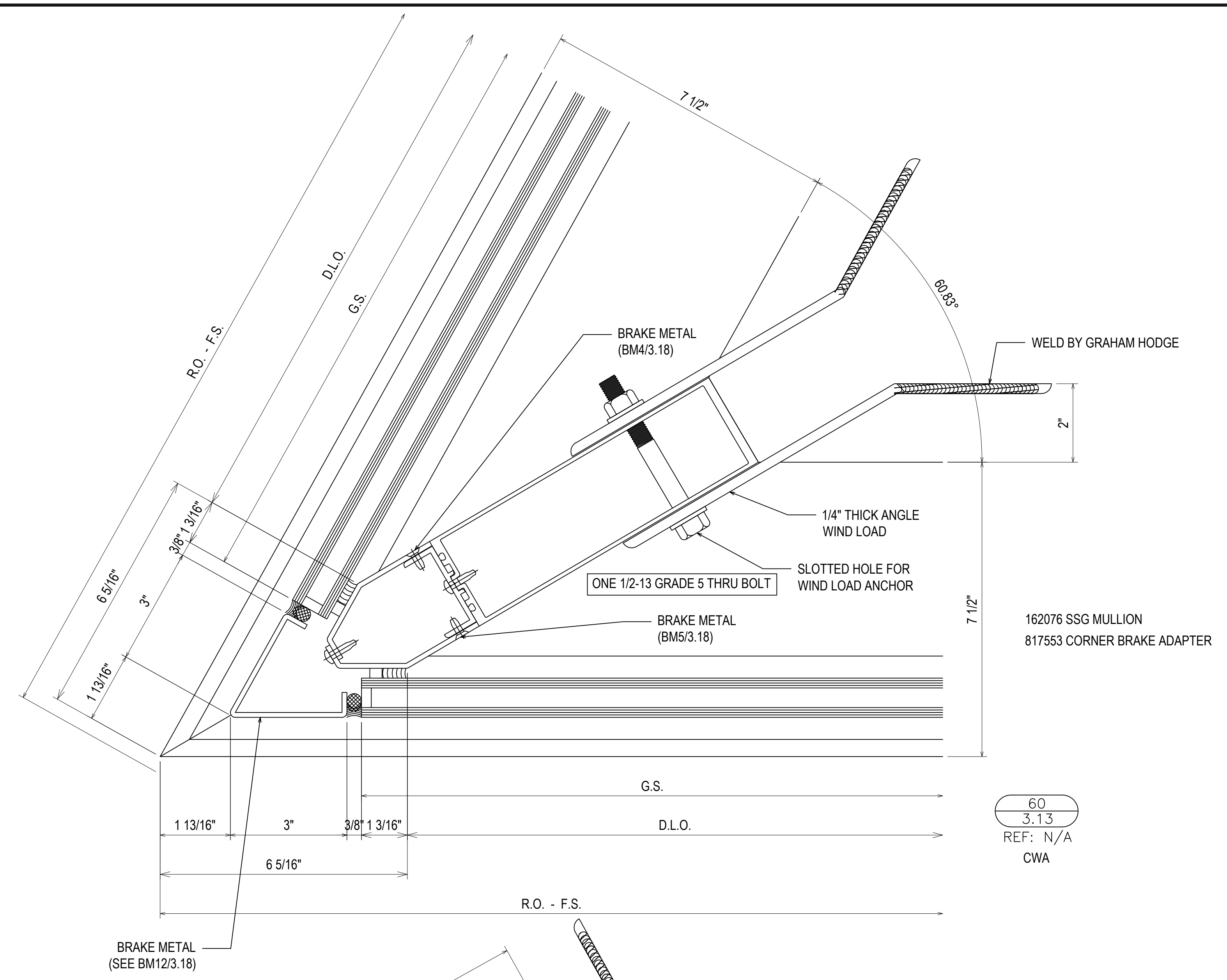
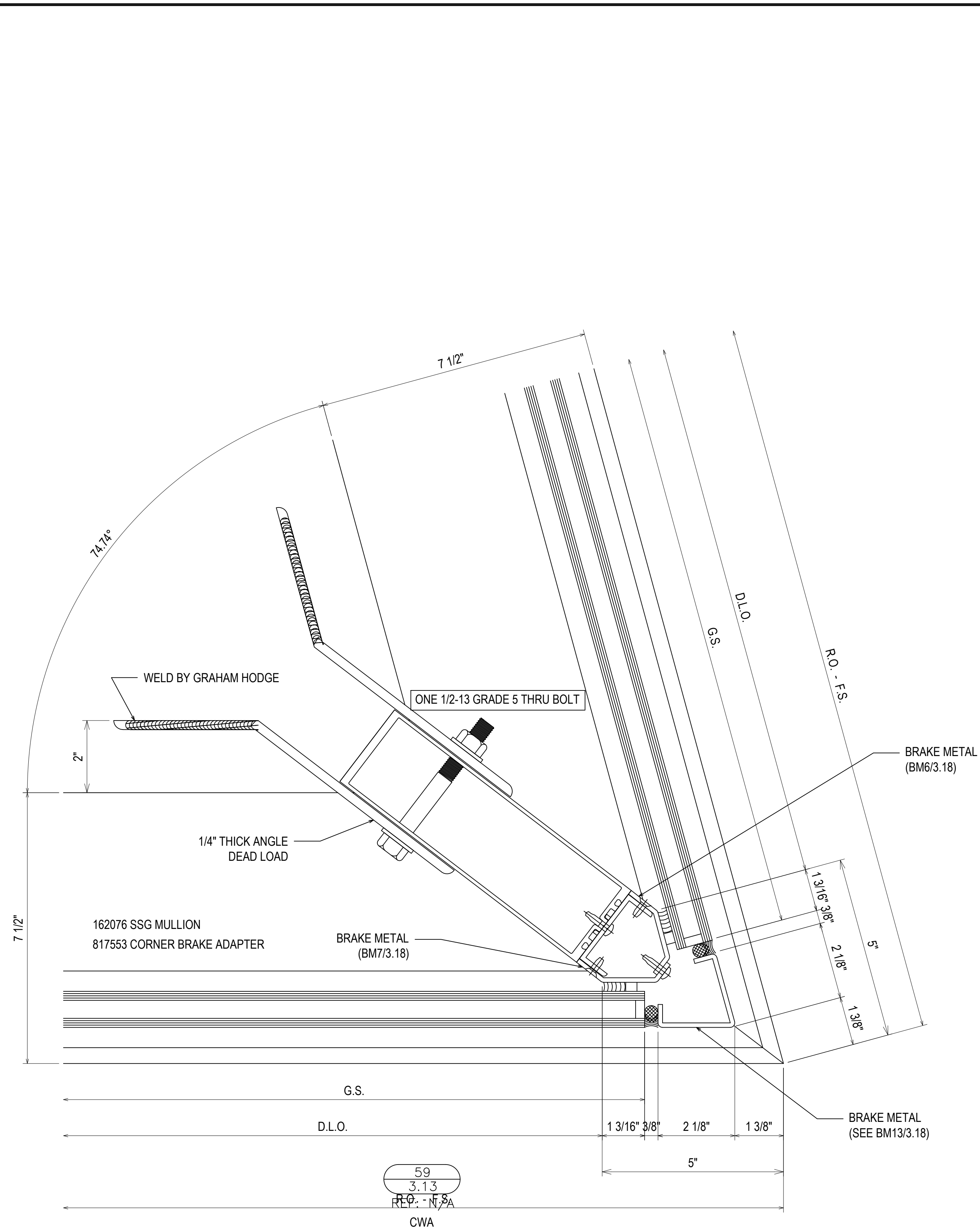
58
3.12
REF: N/A
CWA

REV	DESCRIPTION	DATE
1	1ST REVISION	07/20/21
2	2ND REVISION	08/26/21
3	3RD REVISION (MISPLACED)	09/13/21
NO	DESCRIPTION	

GREENVILLE COUNTY ADMINISTRATION
NORTH BUILDING
GREENVILLE, SC




DRAWN BY:	DATE:
RA	05.17.21
CHECKED BY:	DATE:
EW	05.17.21



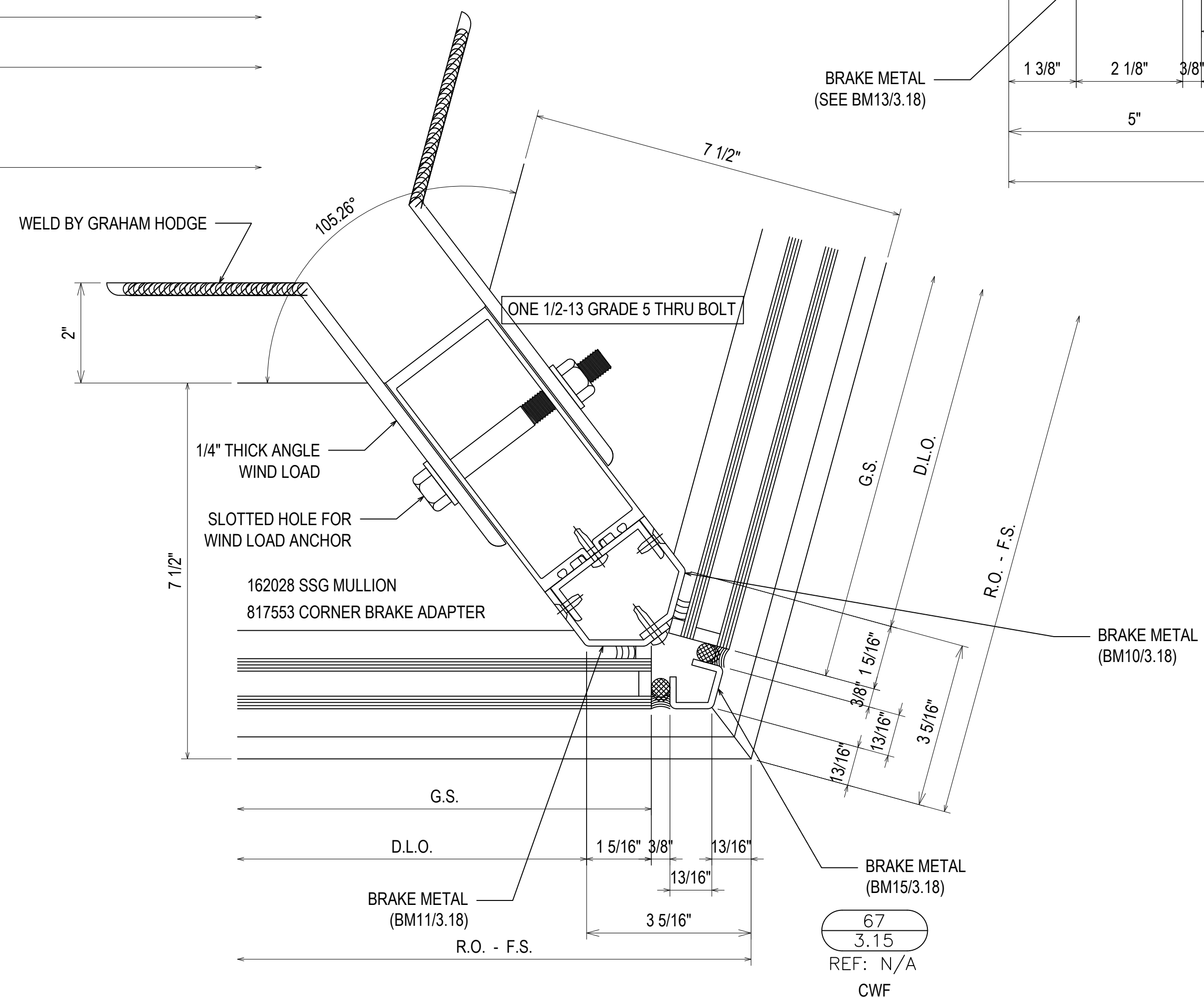
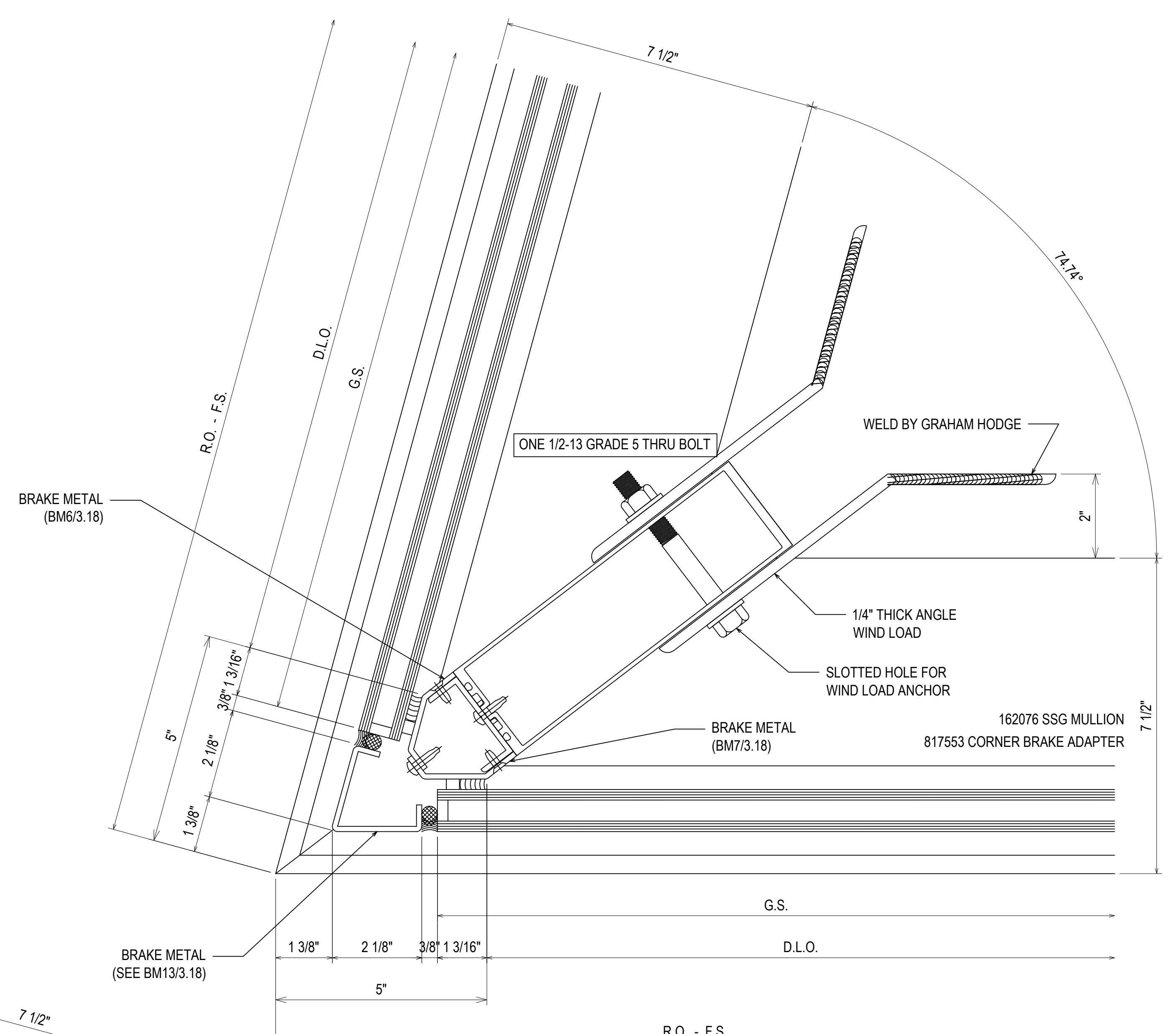
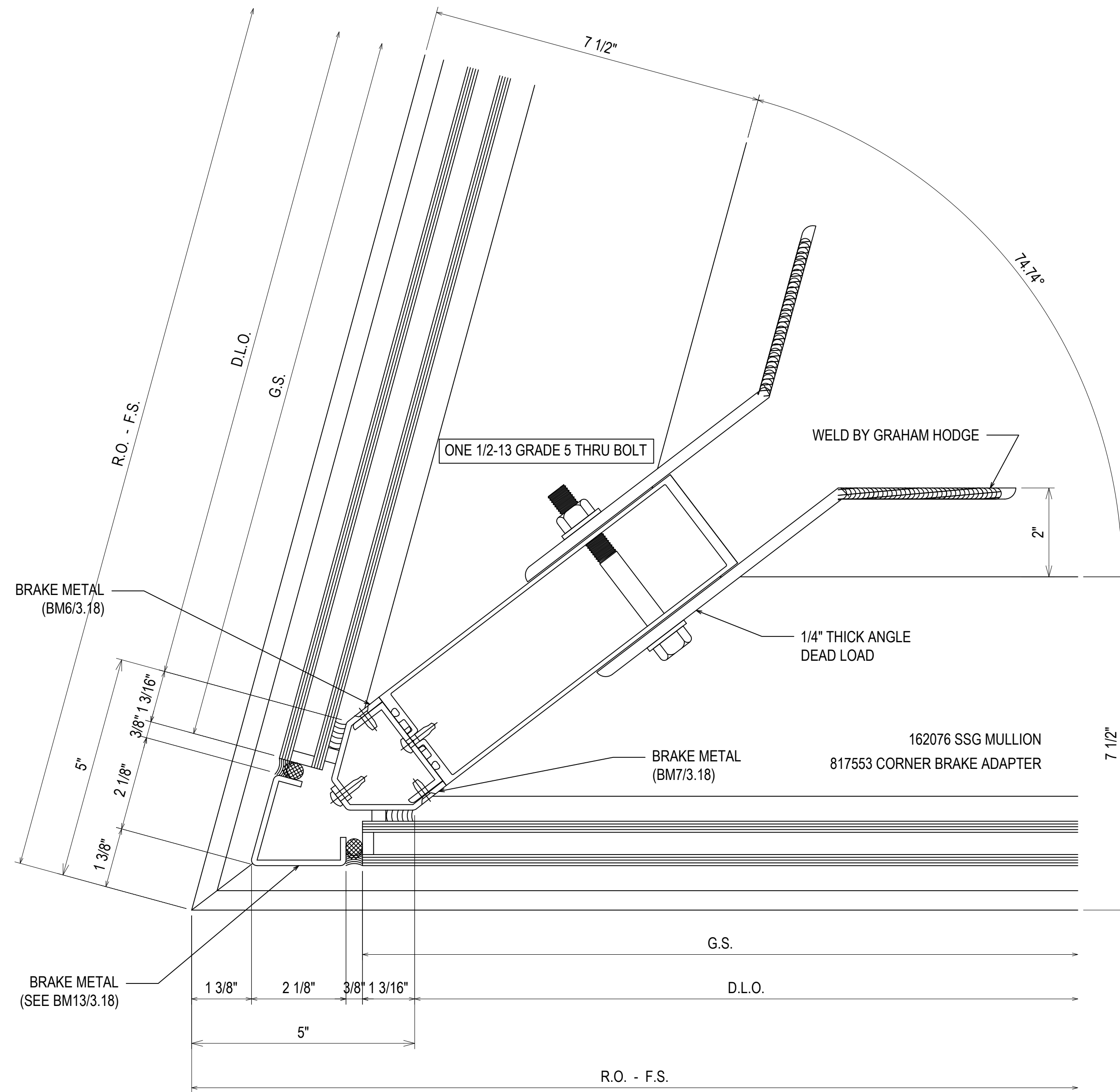
REV.	DESCRIPTION	DATE
1	1ST REVISION	07/20/21
2	2ND REVISION	08/22/21
3	3RD REVISION (ENGINEERING)	09/11/21
NO	DESCRIPTION	
DRAWING SUBMISSION		

GREENVILLE COUNTY ADMINISTRATION
 NORTH BUILDING
 GREENVILLE, SC




DRAWN BY:	DATE:
RA	05.17.21
CHECKED BY:	DATE:
EW	05.17.21

3.13

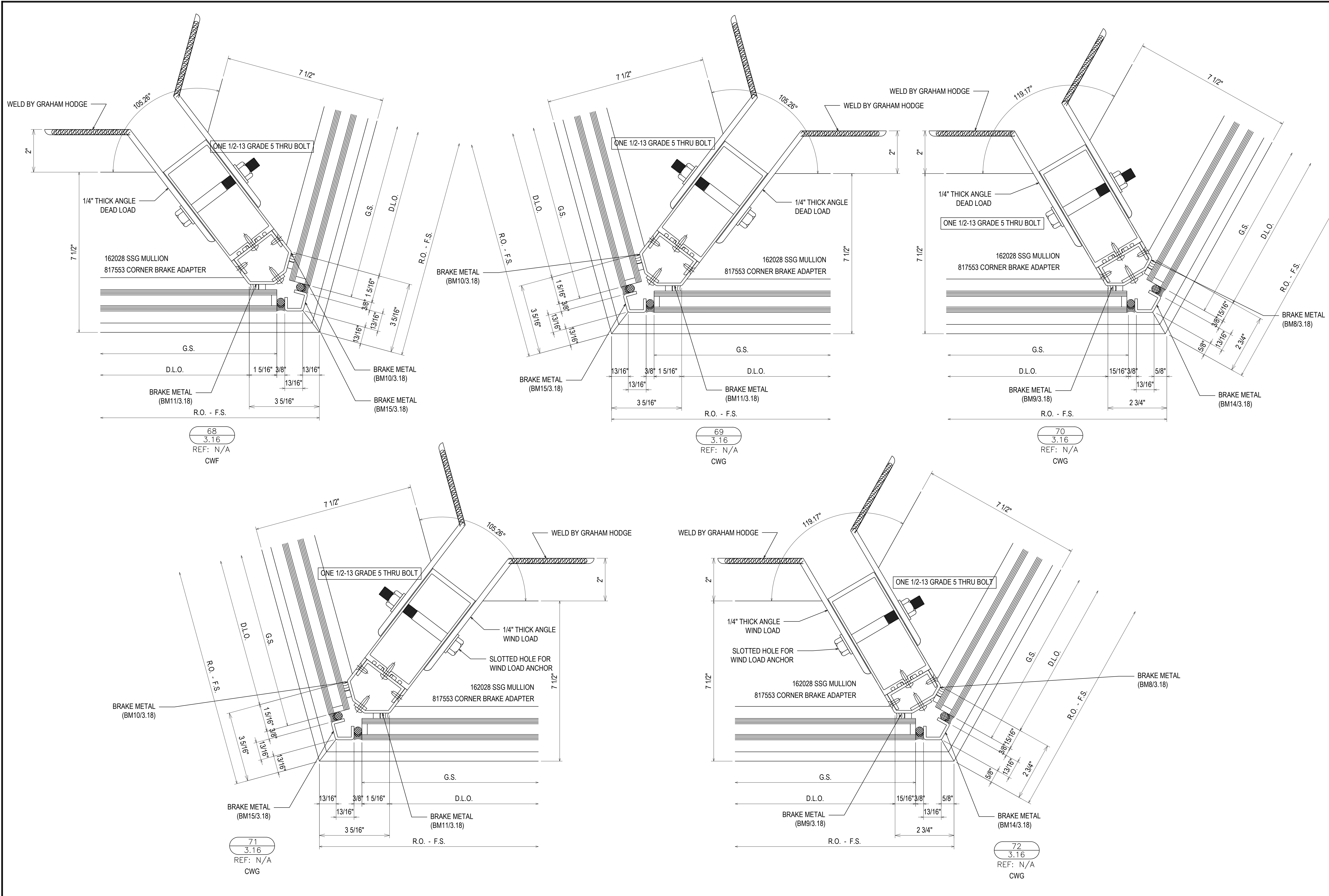


REV	DESCRIPTION	DATE
1	1ST REVISION	07/20/21
2	2ND REVISION	08/25/21
3	3RD REVISION (ENGINEER)	09/01/21
NO	DESCRIPTION	

GREENVILLE COUNTY ADMINISTRATION
NORTH BUILDING
GREENVILLE, SC




DRAWN BY:	DATE:
RA	05.17.21
CHECKED BY:	DATE:
EW	05.17.21

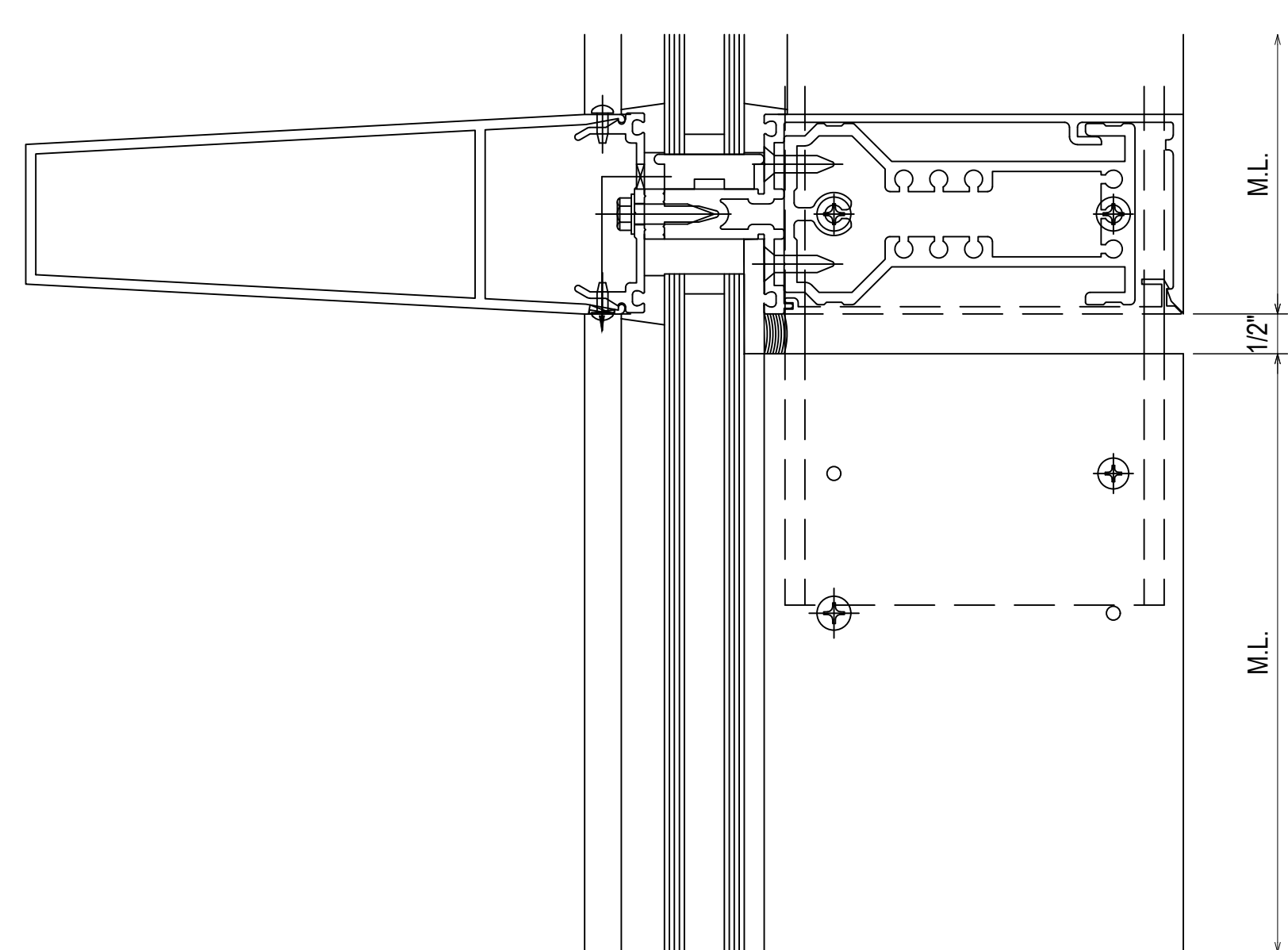
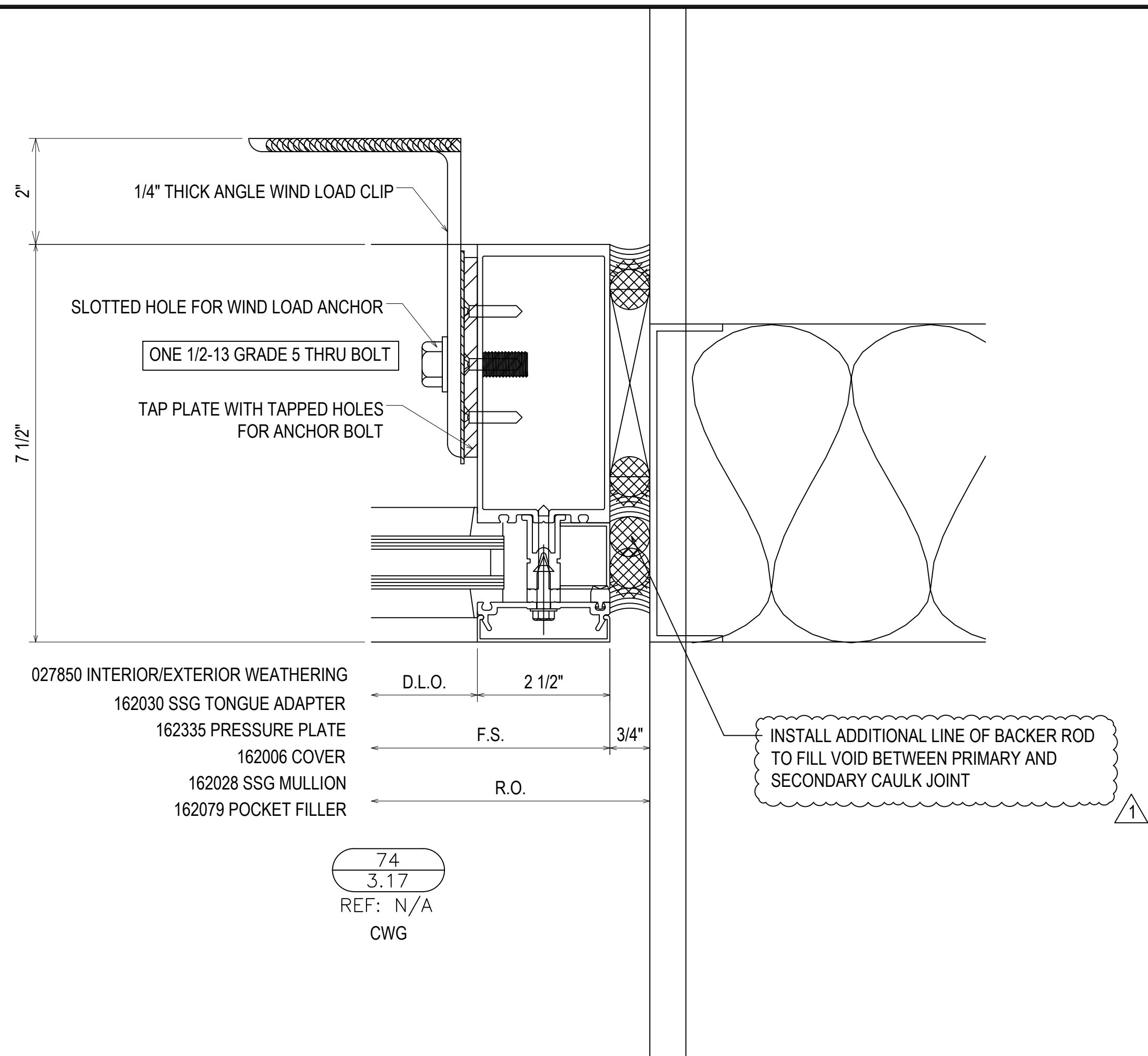
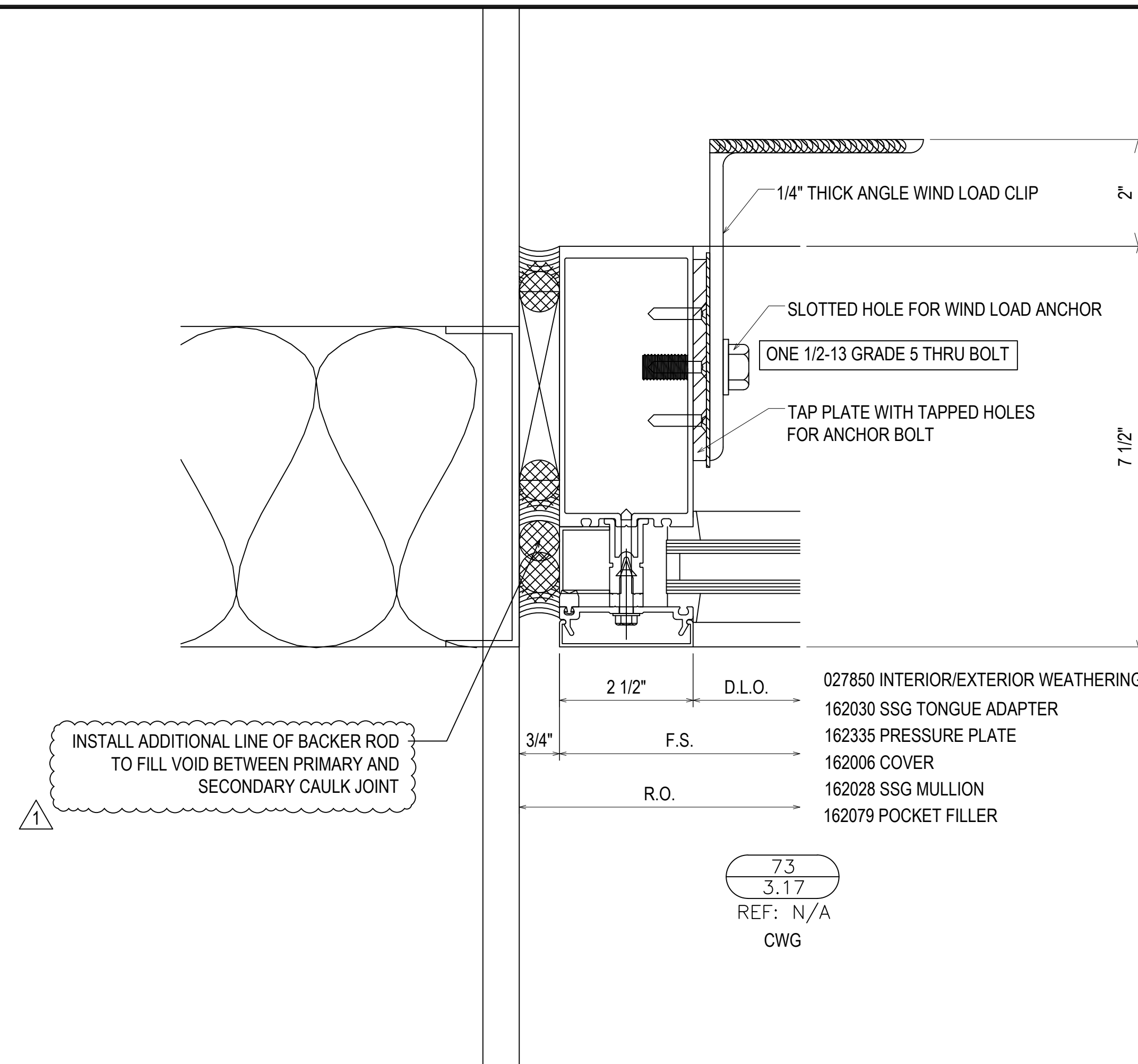


REV.	DESCRIPTION	DATE
1	1ST REVISION	07/20/21
2	2ND REVISION	08/25/21
3	3RD REVISION (ENGINEERING)	09/01/21
NO	DESCRIPTION	

GREENVILLE COUNTY ADMINISTRATION
NORTH BUILDING
GREENVILLE, SC



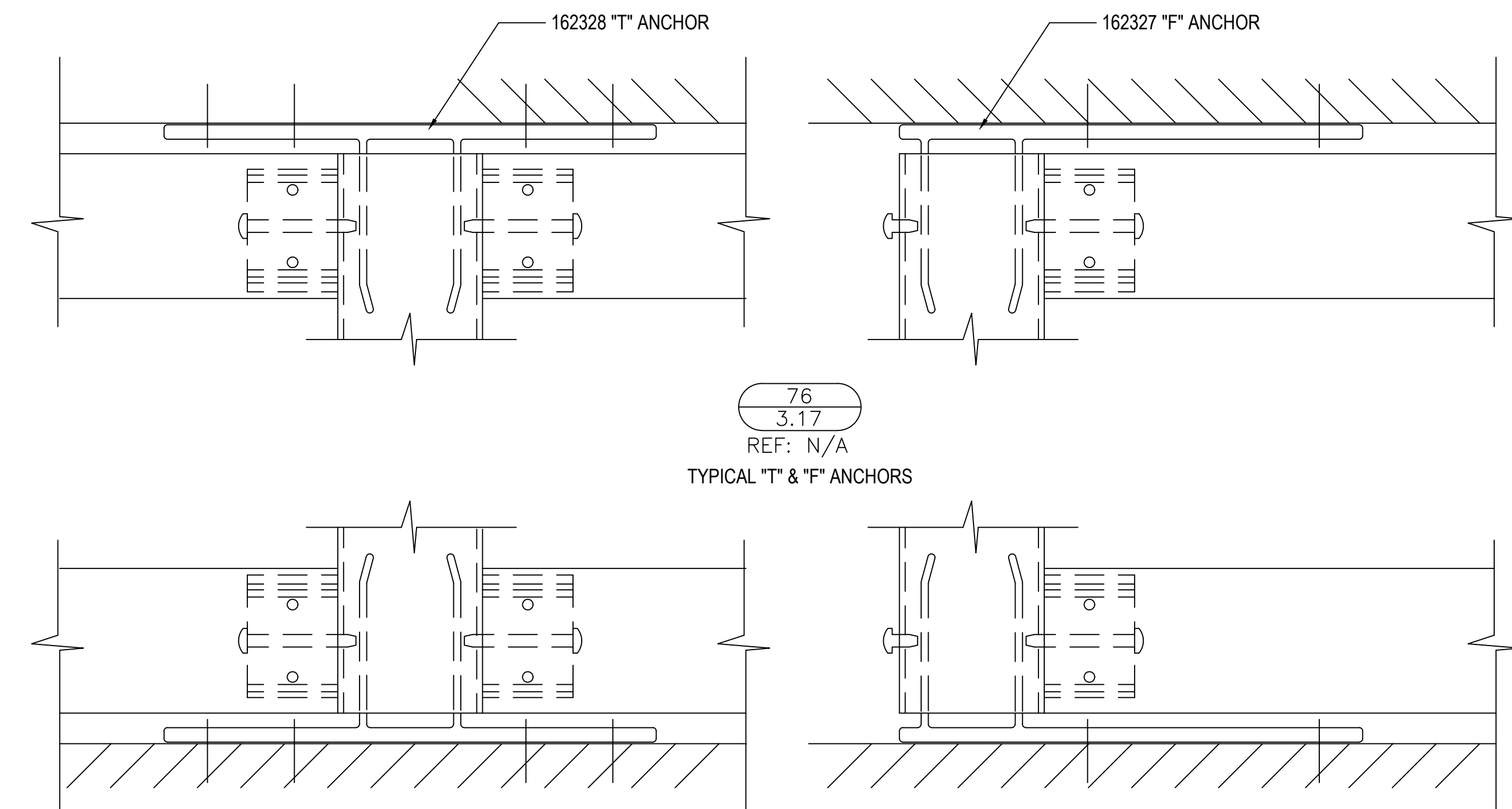
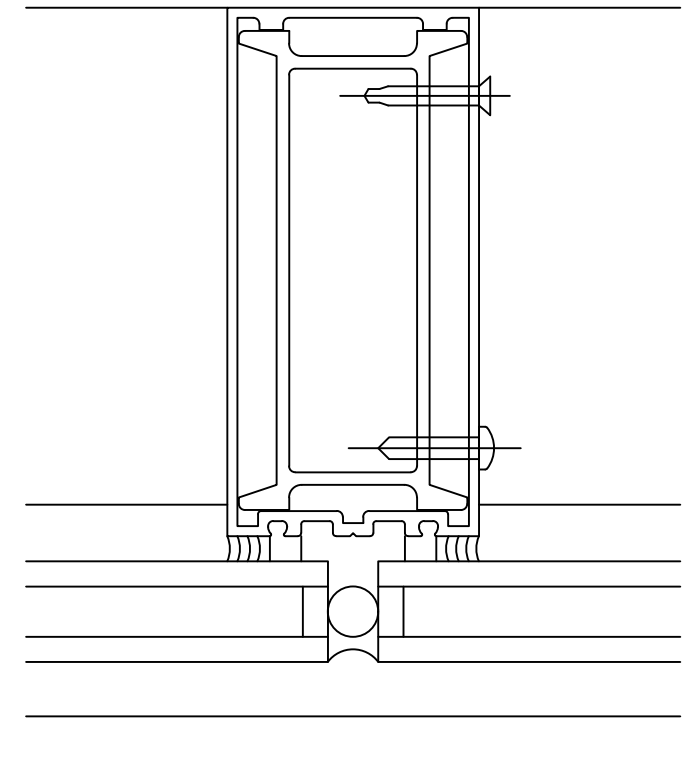
DRAWN BY:	DATE:
RA	05.17.21
CHECKED BY:	DATE:
EW	05.17.21



- 128394 #12 x 1 7/8" B PHTF
- 831394 COVER
- 162358 PRESSURE PLATE
- 128405 #12 x 7/8" AB FHTF
- 426319 SPONGE AIRSEAL
- 162378 SHEAR BLOCK
- 128348 #10-16 x 1 1/4" FHSD
- 128267 #12 x 1" AB PHTF
- 162091 MULLION

- 128348 #10-16 x 1 1/4" FHSD
- 128267 #12 x 1" AB PHTF
- 162307 MULLION SLEEVE
- STRUCTURAL SILICONE SEALANT


75
3.17
REF: N/A
TYPICAL SPLICE



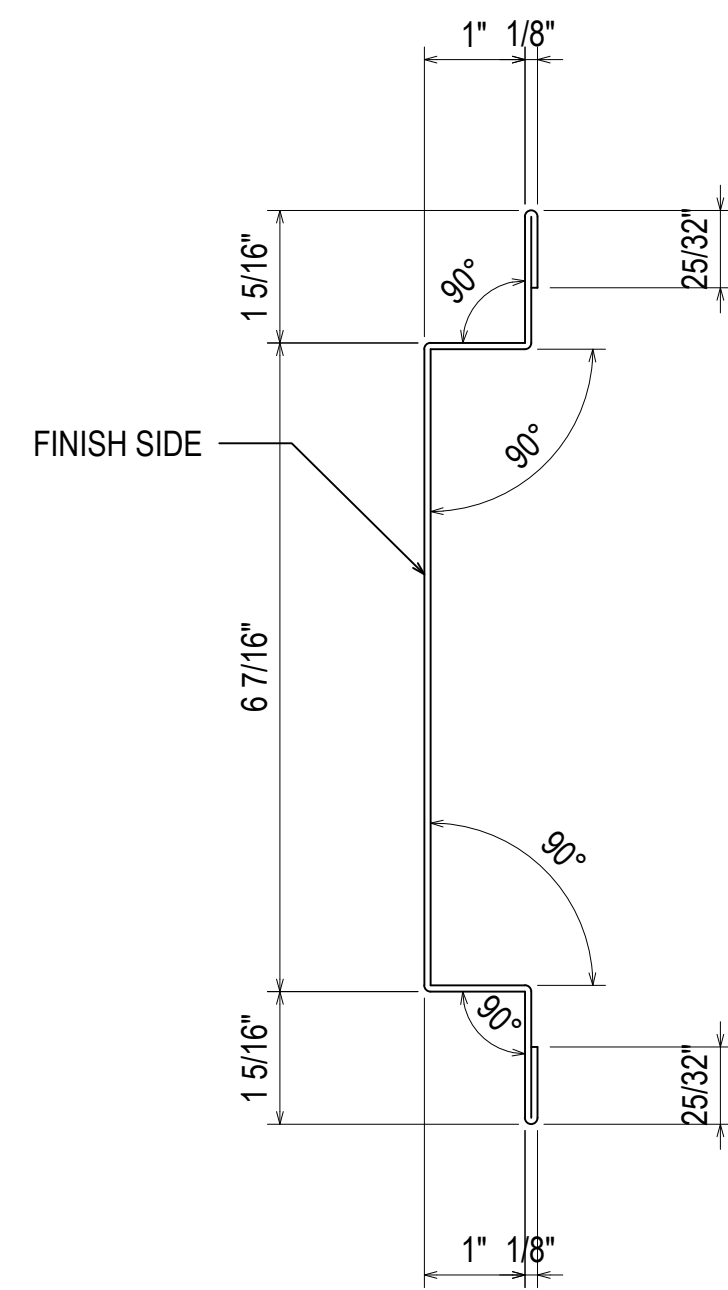
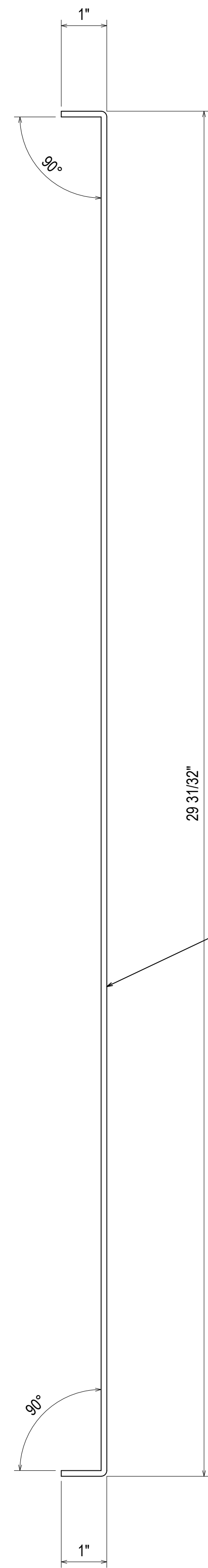
76
3.17
REF: N/A
TYPICAL "T" & "F" ANCHORS

REV	DESCRIPTION	DATE
1	1ST REVISION	07/20/21
2	2ND REVISION	08/26/21
3	3RD REVISION (ENGINEERING)	09/01/21
NO	DESCRIPTION	

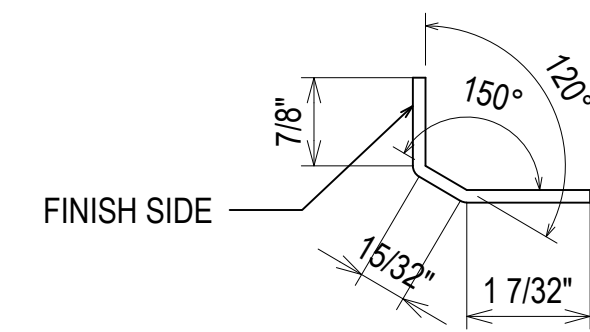
GREENVILLE COUNTY ADMINISTRATION
NORTH BUILDING
GREENVILLE, SC



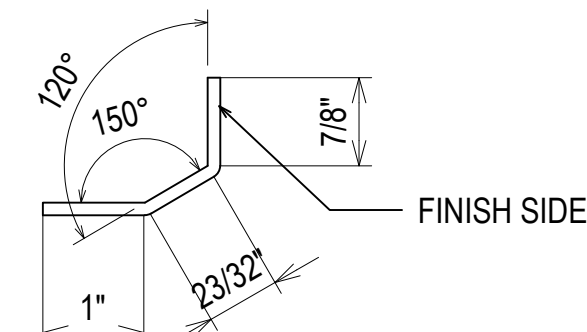
DRAWN BY:	DATE:
RA	05.17.21
CHECKED BY:	DATE:
EW	05.17.21



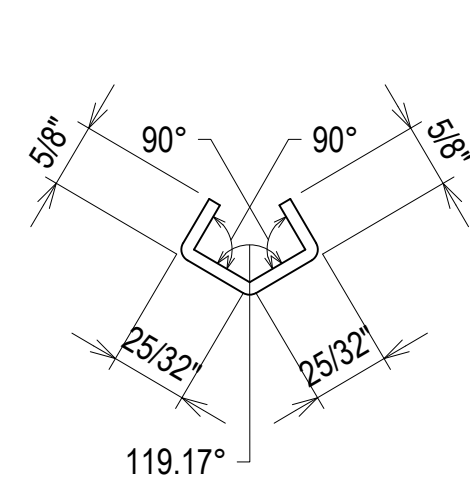
BM2
3.18
REF: N/A



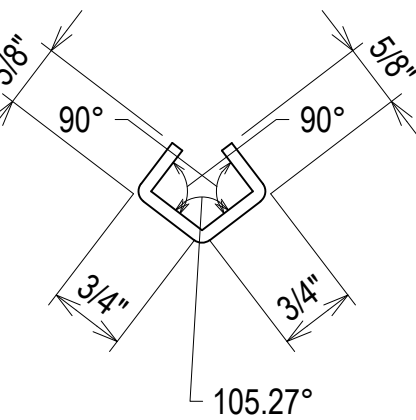
BM8
3.18
REF: N/A



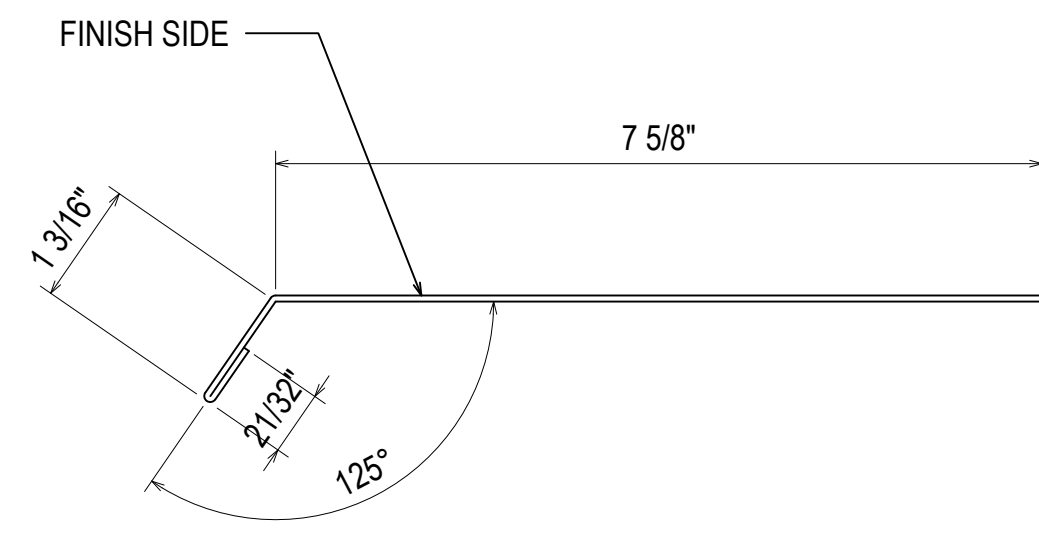
BM9
3.18
REF: N/A



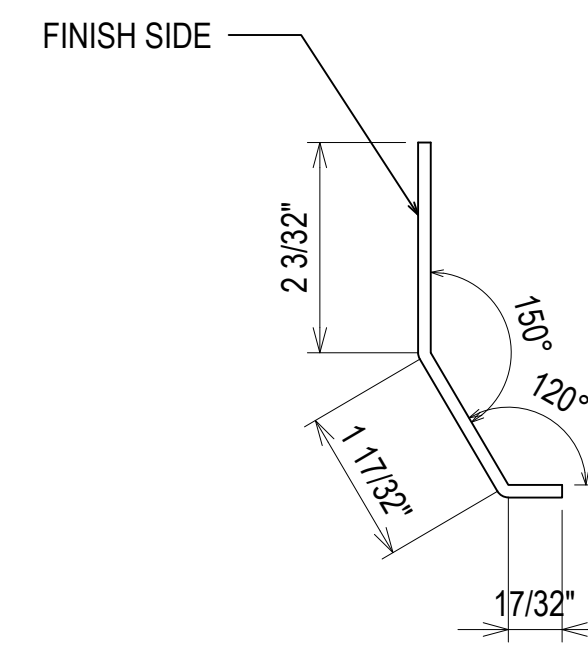
BM14
3.18
REF: N/A



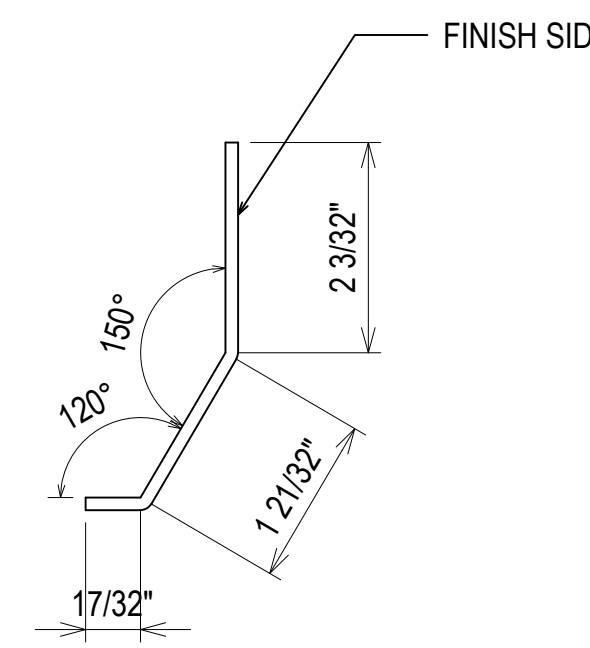
BM15
3.18
REF: N/A



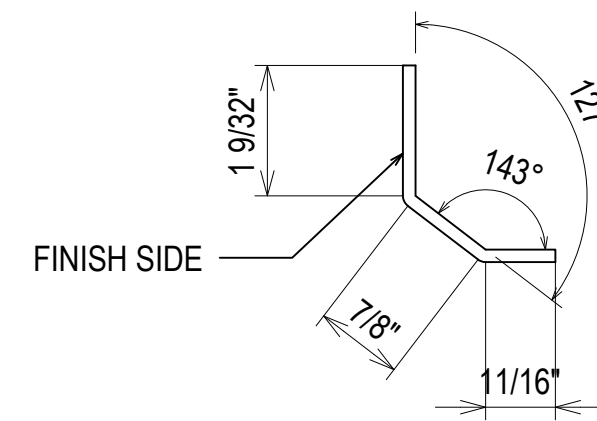
BM3
3.18
REF: N/A



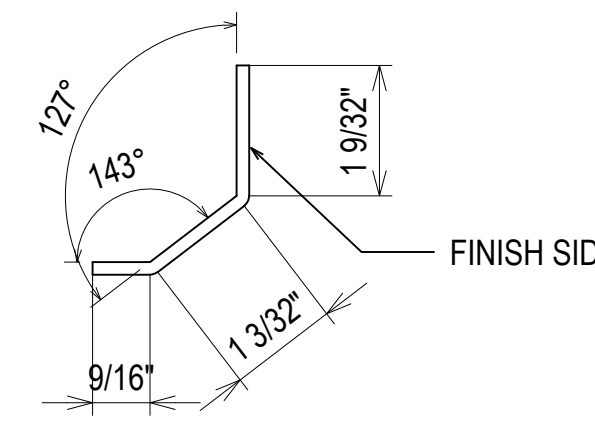
BM4
3.18
REF: N/A



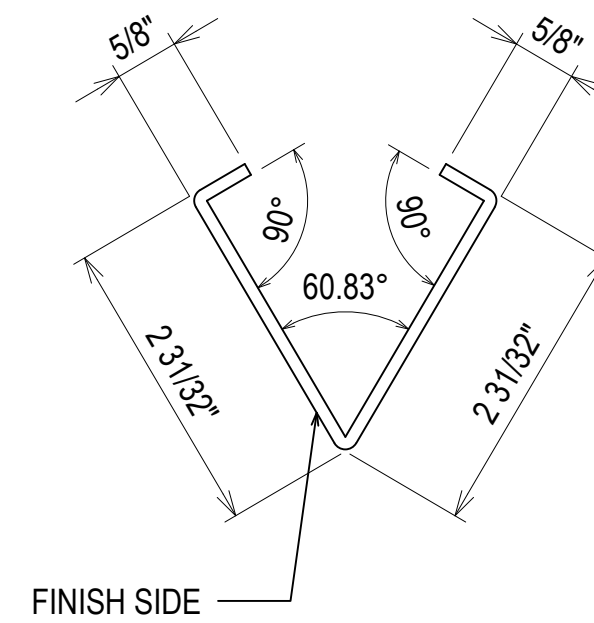
BM5
3.18
REF: N/A



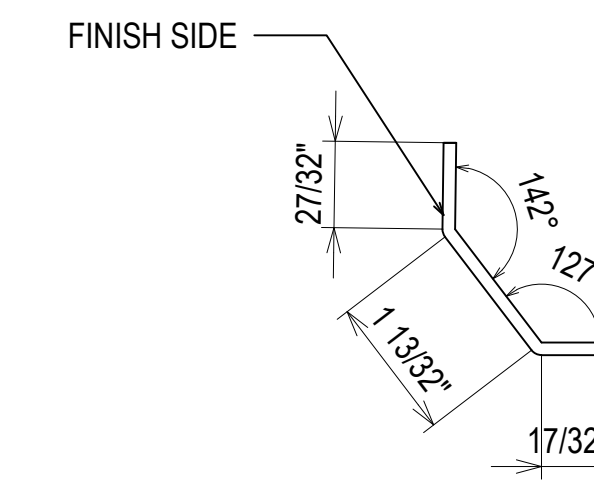
BM10
3.18
REF: N/A



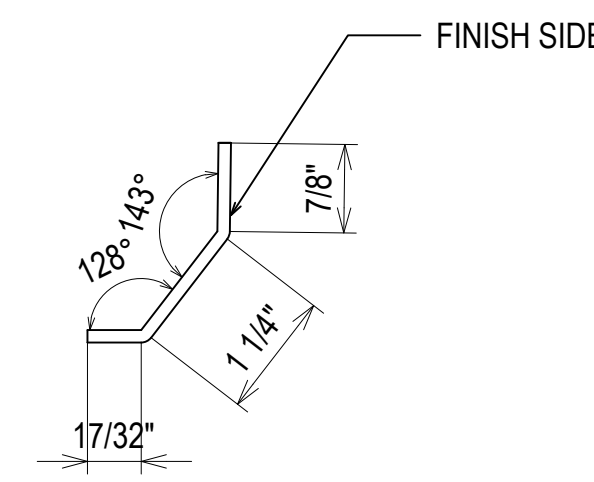
BM11
3.18
REF: N/A



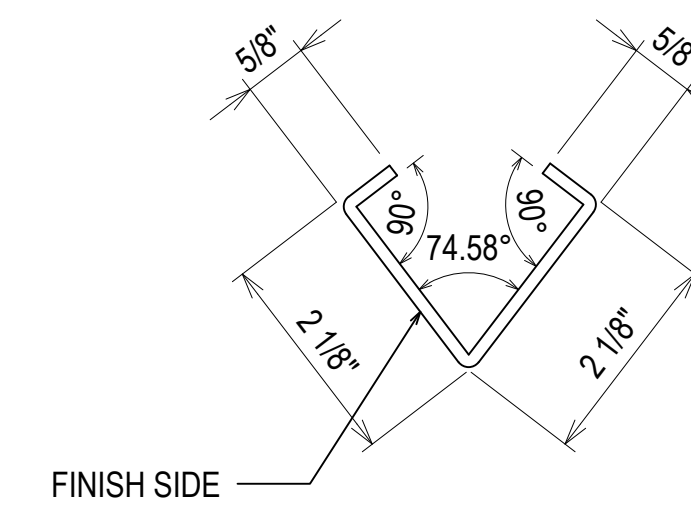
BM12
3.18
REF: N/A



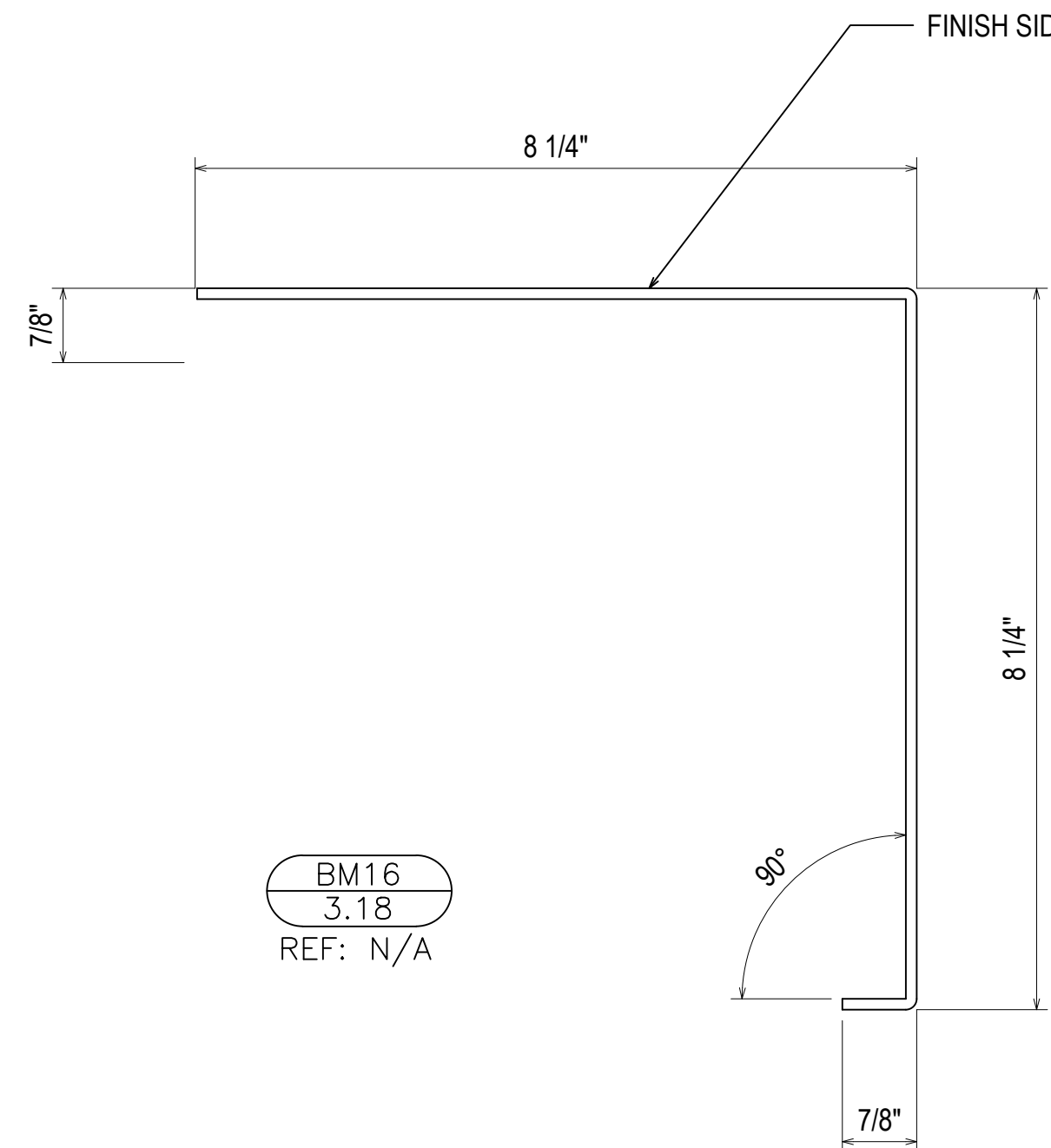
BM6
3.18
REF: N/A



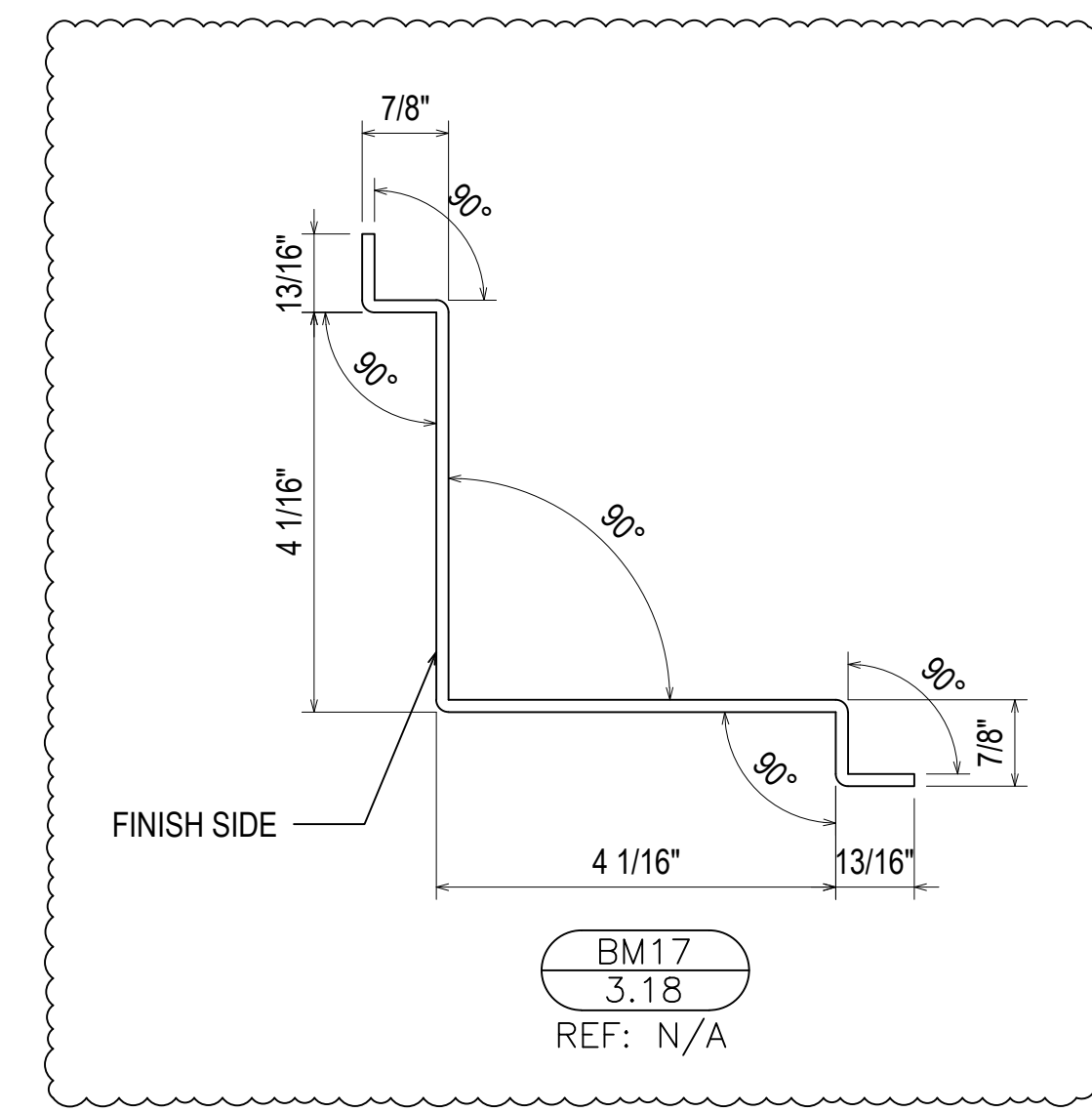
BM7
3.18
REF: N/A



BM13
3.18
REF: N/A



BM16
3.18
REF: N/A



BM17
3.18
REF: N/A

REV	DESCRIPTION	DATE
1	1ST REVISION	07/20/21
2	2ND REVISION	08/25/21
3	3RD REVISION (ENGINEER)	09/01/21
NO	DESCRIPTION	

GREENVILLE COUNTY ADMINISTRATION
NORTH BUILDING
GREENVILLE, SC

GRAHAM-HODGE
ASSOCIATES INC.

JOB #

DRAWN BY:	DATE:
RA	05.17.21
CHECKED BY:	DATE:
EW	05.17.21