

Chapter 6
Exponential and Logarithmic Functions

Section 6-3
Logarithms and Logarithmic Functions

Logarithms

You know that $2^2 = 4$ and $2^3 = 8$. However, for what value of x does $2^x = 6$? Mathematicians define this x -value using a *logarithm* and write $x = \log_2 6$. The definition of a logarithm can be generalized as follows.

Core Concept

Definition of Logarithm with Base b

Let b and y be positive real numbers with $b \neq 1$. The **logarithm of y with base b** is denoted by $\log_b y$ and is defined as

$$\log_b y = x \quad \text{if and only if} \quad b^x = y.$$

The expression $\log_b y$ is read as “log base b of y .”

This definition tells you that the equations $\log_b y = x$ and $b^x = y$ are equivalent. The first is in *logarithmic form*, and the second is in *exponential form*.

EXAMPLE 1 Rewriting Logarithmic Equations

Rewrite each equation in exponential form.

- a. $\log_2 16 = 4$ b. $\log_4 1 = 0$ c. $\log_{12} 12 = 1$ d. $\log_{1/4} 4 = -1$

EXAMPLE 2 Rewriting Exponential Equations

Rewrite each equation in logarithmic form.

a. $5^2 = 25$ b. $10^{-1} = 0.1$ c. $8^{2/3} = 4$ d. $6^{-3} = \frac{1}{216}$

Parts (b) and (c) of Example 1 illustrate two special logarithm values that you should learn to recognize. Let b be a positive real number such that $b \neq 1$.

Logarithm of 1

$$\log_b 1 = 0 \text{ because } b^0 = 1.$$

Logarithm of b with Base b

$$\log_b b = 1 \text{ because } b^1 = b.$$

EXAMPLE 3 Evaluating Logarithmic Expressions

Evaluate each logarithm.

a. $\log_4 64$ b. $\log_5 0.2$ c. $\log_{1/5} 125$ d. $\log_{36} 6$

A **common logarithm** is a logarithm with base 10. It is denoted by \log_{10} or simply by \log . A **natural logarithm** is a logarithm with base e . It can be denoted by \log_e but is usually denoted by \ln .

Common Logarithm

$$\log_{10} x = \log x$$

Natural Logarithm

$$\log_e x = \ln x$$

EXAMPLE 4 Evaluating Common and Natural Logarithms

Evaluate (a) $\log 8$ and (b) $\ln 0.3$ using a calculator. Round your answer to three decimal places.

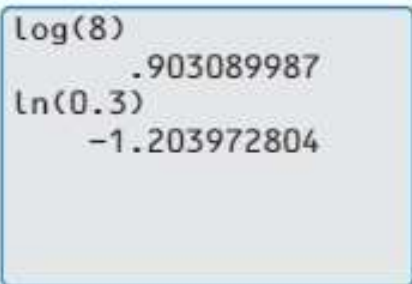
SOLUTION

Most calculators have keys for evaluating common and natural logarithms.

a. $\log 8 \approx 0.903$

b. $\ln 0.3 \approx -1.204$

Check your answers by rewriting each logarithm in exponential form and evaluating.



```
log(8)
      .903089987
ln(0.3)
     -1.203972804
```

Using Inverse Properties

By the definition of a logarithm, it follows that the logarithmic function $g(x) = \log_b x$ is the inverse of the exponential function $f(x) = b^x$. This means that

$$g(f(x)) = \log_b b^x = x \quad \text{and} \quad f(g(x)) = b^{\log_b x} = x.$$

In other words, exponential functions and logarithmic functions “undo” each other.

EXAMPLE 5 Using Inverse Properties

Simplify (a) $10^{\log 4}$ and (b) $\log_5 25^x$.

EXAMPLE 6 Finding Inverse Functions

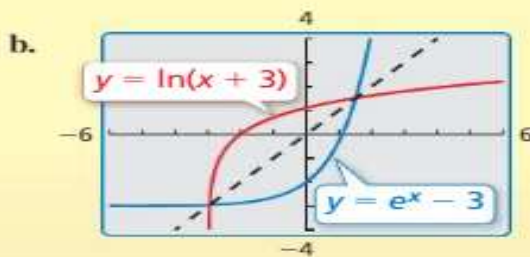
Find the inverse of each function.

a. $f(x) = 6^x$

b. $y = \ln(x + 3)$

Check

a. $f(g(x)) = 6^{\log_6 x} = x$ ✓
 $g(f(x)) = \log_6 6^x = x$ ✓



The graphs appear to be reflections of each other in the line $y = x$. ✓

Graphing Logarithmic Functions

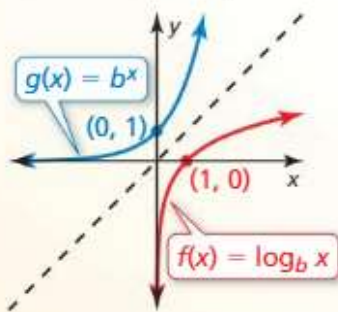
You can use the inverse relationship between exponential and logarithmic functions to graph logarithmic functions.

Core Concept

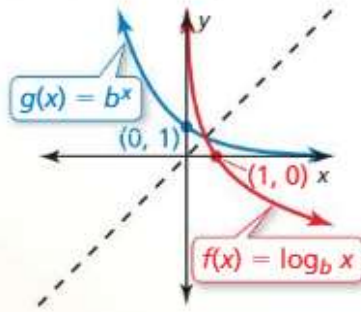
Parent Graphs for Logarithmic Functions

The graph of $f(x) = \log_b x$ is shown below for $b > 1$ and for $0 < b < 1$. Because $f(x) = \log_b x$ and $g(x) = b^x$ are inverse functions, the graph of $f(x) = \log_b x$ is the reflection of the graph of $g(x) = b^x$ in the line $y = x$.

Graph of $f(x) = \log_b x$ for $b > 1$



Graph of $f(x) = \log_b x$ for $0 < b < 1$



Note that the y -axis is a vertical asymptote of the graph of $f(x) = \log_b x$. The domain of $f(x) = \log_b x$ is $x > 0$, and the range is all real numbers.

EXAMPLE 7 Graphing a Logarithmic Function

Graph $f(x) = \log_3 x$.

SOLUTION

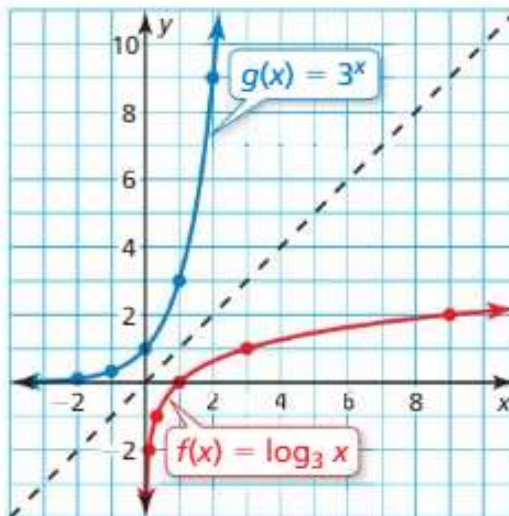
Step 1 Find the inverse of f . From the definition of logarithm, the inverse of $f(x) = \log_3 x$ is $g(x) = 3^x$.

Step 2 Make a table of values for $g(x) = 3^x$.

x	-2	-1	0	1	2
$g(x)$	$\frac{1}{9}$	$\frac{1}{3}$	1	3	9

Step 3 Plot the points from the table and connect them with a smooth curve.

Step 4 Because $f(x) = \log_3 x$ and $g(x) = 3^x$ are inverse functions, the graph of f is obtained by reflecting the graph of g in the line $y = x$. To do this, reverse the coordinates of the points on g and plot these new points on the graph of f .

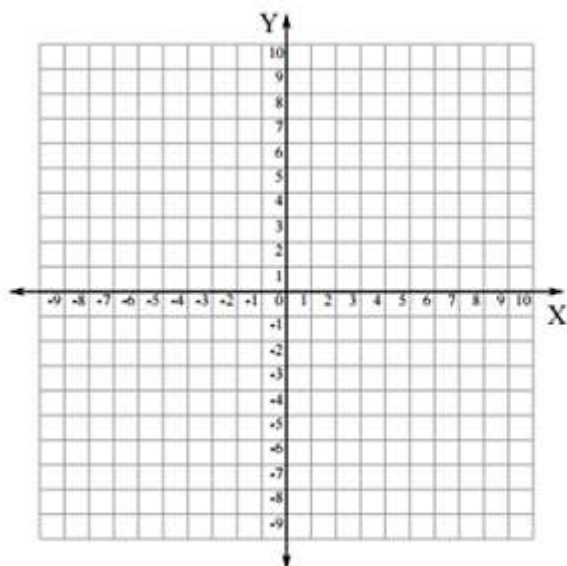


Graph the function.

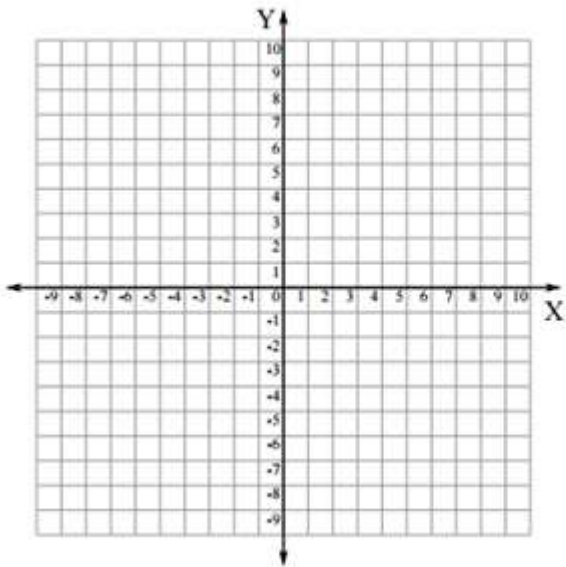
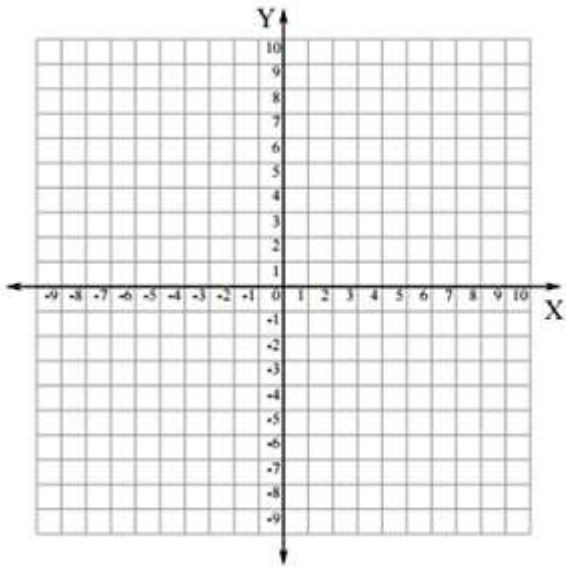
19. $y = \log_2 x$

20. $f(x) = \log_5 x$

21. $y = \log_{1/2} x$



X	Y



Section 6-3 Homework #5-65 odd