

LLumar® Warranty Registration

User Manual

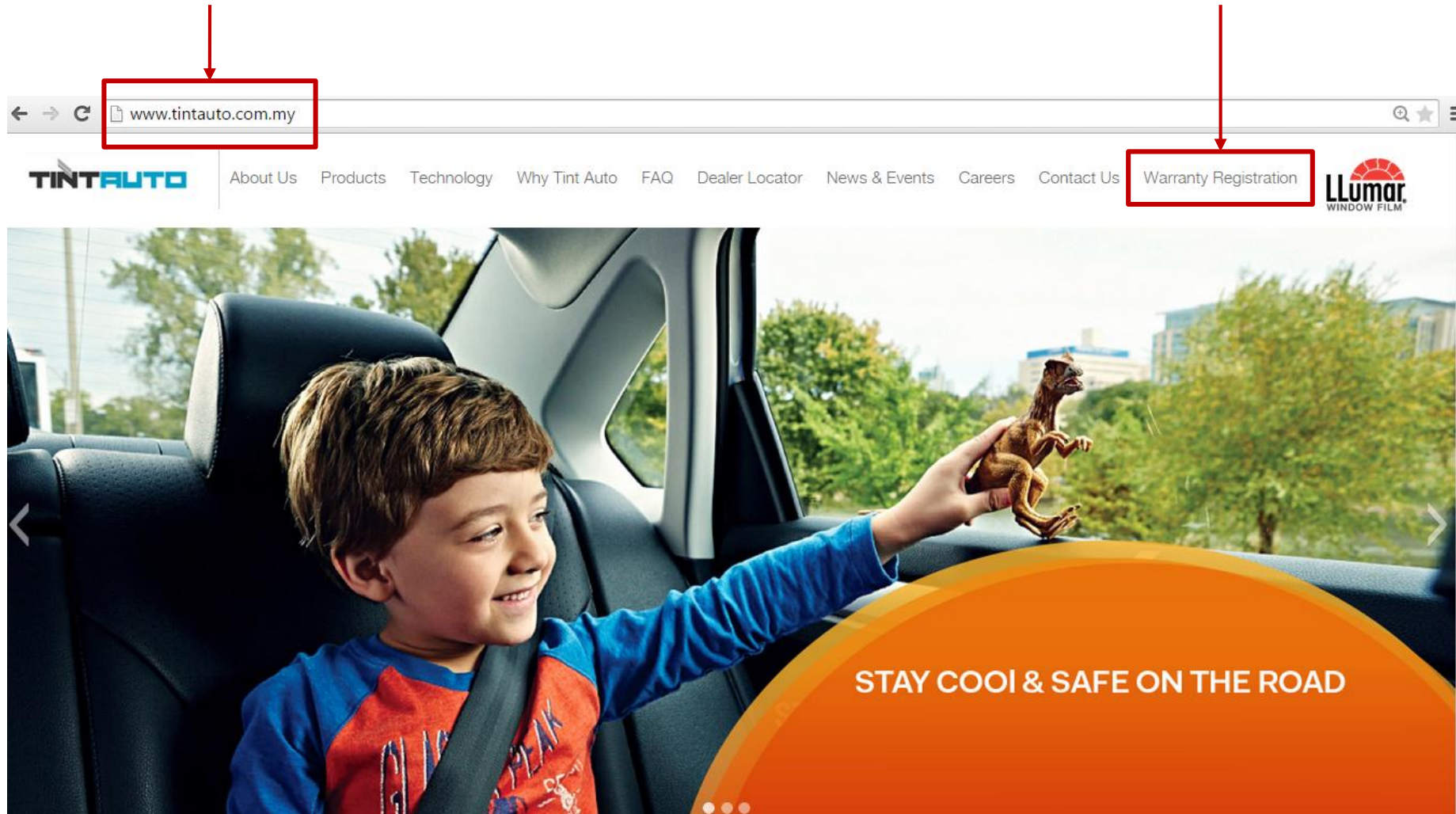


Step 1:

Go to website: www.tintauto.com.my

Step 2:

Click on “Warranty Registration”



The image shows a browser window with the address bar containing www.tintauto.com.my. The website's navigation menu includes: About Us, Products, Technology, Why Tint Auto, FAQ, Dealer Locator, News & Events, Careers, Contact Us, and Warranty Registration. The Llumiar Window Film logo is visible in the top right corner. Below the navigation is a large banner image of a young boy in a car seat holding a small dinosaur figurine. The text "STAY COOL & SAFE ON THE ROAD" is overlaid on the bottom right of the banner. Red arrows point from the text above to the address bar and the "Warranty Registration" link.

Step 3:

Please read through the important information.

www.tintauto.com.my/warrantyregistration/tnc.php



ONLINE WARRANTY REGISTRATION

Read This First!

You may notice that your freshly installed window film has a dimpled, textured or "lumpy" appearance when looking at or through it. Sometimes the film will have a milky or clouded look in spots. This is quite common and a normal part of the curing process. As moisture from the application solution slowly evaporates through the film, the lumpiness and/or cloudiness will slowly diminish. Within 60 days, it should cure completely, depending on the type of film product, temperature exposed and humidity.

All solar window films require a reasonable curing time of up to 60 days depending mostly on weather conditions, compass direction, film type and the level of air conditioner used. For solar and safety films, the complete curing period required is 3 to 6 months depending on the thickness of film installed.

Windows should not be cleaned for the first 2 weeks after installation to allow for complete curing process.

Any milky appearance or haziness that occurs with some film products is a reaction of the adhesive to the moisture used to apply the window film. This will become less noticeable as the curing time passes.

All water bubbles will dry out. These occur from the pooling of the application solution due in part to gravitational forces and uneven evaporation of the trapped solution.

For best results, clean your windows with a soft, clean, rubber squeegee or cotton cloth and common household-strength glass cleaners, such as Windex®, GlassPlus®, or silicone cleaner/polishing compounds specifically made for window films. These latter compounds are generally available through your dealer. Follow label instructions for such products. Or...

exceeded: -

- Front / Rear Windshield - Total dust / particle / dirt / contaminating fibres must not exceed 3 square inch per glass panel.
- Side Window - Total dust / particle / dirt / contaminating fibres must not exceed 3 square inch per glass panel.
- Quarter Panels - No Contamination.

Sometimes the installation of tints will exaggerate the appearance of scratches. You can also expect the addition of window film to highlight pre-existing imperfections in the glass, dimples, or welding slag and splashes burned into the glass.

Dot matrix material bordering some automotive glass may not allow window film to adhere well to the glass surface, causing a white-silvery look to these areas. This is a result of the thickness of the black ceramic material suspending the film over the glass between each dot or line.

UV absorbers will change slightly over time depending on atmospheric conditions.

Please remember: it is quite natural that one would want to examine closely a new purchase of this kind. We ask that when doing so please keep in mind that we have taken care to provide you our best effort in a timely manner and any minor imperfections will soon go unnoticed the minute you begin using the window for what it was designed for: *To look through, not at.*

Should you have any questions or concerns, please call our toll-free line: -
1300 88 5586 (1300 LLUMAR)


I Agree!

Step 4:

Click on "I Agree!" to proceed

Step 5:

Please fill up your personal particulars and vehicle information as per application form.



E-WARRANTY APPLICATION FORM

- Thank you for choosing high quality LLumar® Solar Control Window Film/Safety & Security Window Film.
- Kindly log in to www.tintauto.com.my within Seven (7) days after installation to apply your LLumar® FACTORY BACKED WARRANTY.
- Please contact LLumar® or TINT AUTO CUSTOMER SERVICE HELPLINE at 03 - 9225 7122 or 03 - 9223 8122 should you need any assistance.

PERSONAL PARTICULARS

Full Name : James Tan Boon Heng

Contact Number : (Home) 03-80302789 (Mobile) 019-2345689

IC Number : 791031-23-5475

Email Address : jamestan@gmail.com

Address : No.1, Jalan ABC, Taman Serima, Shah Alam, Selangor.

Postcode 40110

VEHICLE INFORMATION

Car Registration Number : BMG3339 Chassis Number : A12345678

Car Model : (Make) Honda (Model) CRV (Colour) White

PRODUCT INFORMATION

Application Form Number : 036166

Installation Date : 20-4-2015 Warranty Duration : 5years 7years 10years

Front Wind Screen Product Name : ATR50

(Item No) 50148645 (Lot No) 414206 (Box No) 068

Rear Wind Screen Product Name : ATR50


(Item No) 50148645 (Lot No) 414206 (Box No) 068

Sides Product Name : N1050 4ml

(Item No) 50148717 (Lot No) 408527 (Box No) 010

Sunroof / Moonroof Product Name : _____


(Item No) _____ (Lot No) _____ (Box No) _____



LLumar® Authorized Dealer
LLumar Alam Avenue
Block D-20-G, Jalan Seri Wangi M16M, Alam Avenue
2, Seksyen 16
40200 Shah Alam, Selangor
HP 019 346 5961
CONTACT PERSON: M. Johnson

Applicant Signature _____

LLumar® customer are required to read our LLumar® Limited Warranty Policy, Care & Maintenance Information.



ONLINE WARRANTY REGISTRATION

PERSONAL PARTICULARS

Full Name

Contact Number

Home Mobile

IC Number / Passport Number

eg 123456-12-1234

Email Address

Address

Street

City Postcode State

VEHICLE INFORMATION

Car Registration Number Chasis Number

Car Model

Make Model Colour

Acura

Step 6:

Please fill up product information as per application form.

PRODUCT INFORMATION

PRODUCT INFORMATION
 Application Form Number : **036166**
 Installation Date : **20-4-2015** Warranty Duration : 5years /years 7years 10years

Dealer Code
 LLumar Alam Avenue

Application Form Number
 036166

Installation Date
 20-4-2015

FRONT WIND SCREEN
 Product Name : **ATR50**
 (Item No) **50148645** (Lot No) **414206** (Box No) **068**
REAR WIND SCREEN
 Product Name : **ATR50**
 (Item No) **50148645** (Lot No) **414206** (Box No) **068**
SIDES
 Product Name : **N1050 4mil**
 (Item No) **50148717** (Lot No) **408527** (Box No) **010**
Sunroof / Moonroof
 Product Name :
 (Item No) _____ (Lot No) _____ (Box No) _____

FRONT WIND SCREEN

Product Name	Item No.	Lot No.	Box No.
ATR50	50148645	414206	068

REAR WIND SCREEN

Product Name	Item No.	Lot No.	Box No.
ATR50	50148645	414206	068

SIDES (L1 & R1) ?

Product Name	Item No.	Lot No.	Box No.
N1050 4 mil	50148717	408527	010

SIDES (L2 & R2) ?

Product Name	Item No.	Lot No.	Box No.
N1050 4 mil	50148717	408527	010

SIDES (L3 & R3) ?

Product Name	Item No.	Lot No.	Box No.

SUNROOF/MOONROOF

Product Name	Item No.	Lot No.	Box No.

LLumar[®] Authorised Dealer
LLumar Alam Avenue
 Block D-20-G, Jalan Serai Wangi M16/M, Alam Avenue
 2, Seksyen 18
 40200 Shah Alam Gelangor
 HP 019-348 5951
 CONTACT PERSON M. Johnson

Applicant Signature

LLumar[®] customer are required to read our LLumar[®] Limited Warranty Policy, Care & Maintenance Information.

*Product information in application form will be filled up by individual dealer

Step 7:

Press **SUBMIT** after all information is filled up.

Submit

*Click on the ? to view explanation diagram for L1 & R1, L2 & R2, L3 & R3 position

SIDES (L1 & R1) ?

Product Name

Item No.

Lot No.

Box No.

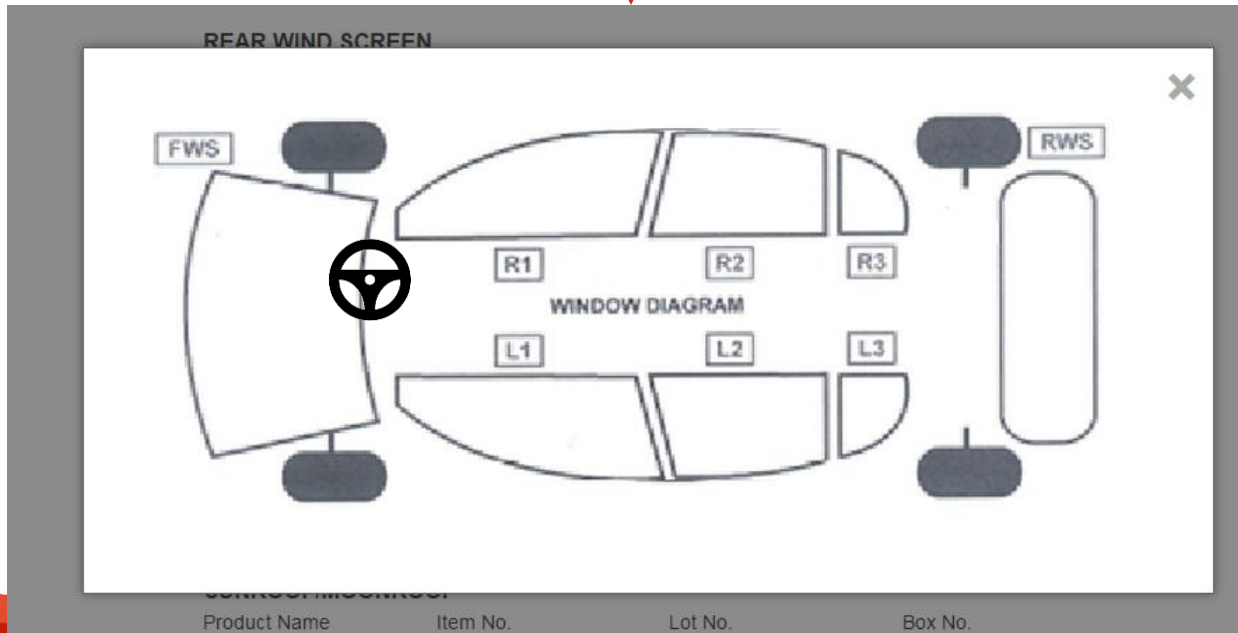
SIDES (L2 & R2) ?

Product Name

Item No.

Lot No.

Box No.



Sample Email Notification received by customer upon successful registration:



THANK YOU FOR REGISTERING!

WARRANTY NUMBER: LL-20150424035012

PERSONAL PARTICULARS

Full Name: kok
 Contact Number: Home 0392875467, Mobile 0123985202
 IC Number: 730730-14-5119
 Email Address: yuliady@mantra.com.my
 Address: Street jalan selar taman pertama, City kl, Postcode 56100, State Kuala Lumpur

VEHICLE INFORMATION

Car Registration Number: bmg3339
 Chasis Number:
 Car Model: Honda crv white

PRODUCT INFORMATION

Dealer Code: LLumar Jalan Ipoh
 Application Form Number: 036151
 Installation Date: 2015-04-24
 Expired Date: 2020-04-24
 FRONT WIND SCREEN: 2020-04-24 50148645 414206 068
 REAR WIND SCREEN: atr50 50148645 414206 068
 SIDES: N10504tml 50148717 408529 010
 SUNROOF/MOONROOF

LLumar Products Warranty Period are as below:

Palladium 9	10 Years
Diamond 6	10 Years
Crystal 6	7 Years
Sapphire 4	5 Years
T8-35/T8-20	7 Years
T4-50	5 Years
Pinnacle (PIPL50)	7 Years
Gold	7 Years
Silver	5 Years
Airblue	10 Years
AVS Premium	5 Years
Vyro 4	5 Years
Capo 4	3 Years

Terms and Conditions: Warranty Policy

- This warranty policy is made solely to the original purchaser and may not be transferred to another purchaser.
- Purchasers are required to present a hard copy of the email upon doing any warranty claim. If purchasers choose to show the email that is kept in their mobile phones, it is also acceptable.
- Proof of purchase will be highly required by the authorized dealerships to substantiate any warranty claim.
- The company reserves the right to reject any purchaser without a valid warranty claim proof.
- Purchaser may obtain replacement and installation of the product free of charge at any authorized LLUMAR® dealer anywhere in Malaysia.
- When you present your claim or replacement at the LLUMAR dealer your car was installed, you're entitled to get your product replacement for free of charge. However, you will be charged if the dealer that installed your car workmanship is not of LLUMAR dealer.
- Bear in mind that JPJ warranty is warranted for as long as the original purchaser retains.
- Ownership of the vehicle and is only available to product packages that are JPJ compliant.
- The obligation of Tint Auto (M) Sdn Bhd and its authorized dealers under this warranty is limited to replacement of products not conforming to the warranty.
- CPFilms Inc., Tint Auto (M) Sdn Bhd and its authorized dealers warrants the products specified below against cracking, peeling or demetalizing for the periods specified in the product package when installed in a vehicle by an authorized LLUMAR® Installer in accordance with manufacturer's recommended installation procedures.
- CPFilms Inc., Tint Auto (M) Sdn Bhd and its authorized dealers hereby disclaims liability for any incidental, special, consequential or punitive damages arising from any defect in the product covered by this warranty.
- Except during the applicable limited warranty period set forth, CPFilms Inc., Tint Auto (M) Sdn Bhd and its authorized dealers hereby excludes and disclaims any and all other express or implied warranties, including the warranties of merchantability and fitness for a particular purpose.
- The manufacturer / distributor / and dealers' sole obligation to the customer, whether claim be based in contract, negligence, tort or otherwise, shall be solely as provided hereunder and damages and remedies shall be as provided hereunder.

Tint Auto, Malaysia's exclusive distributor of Llumar

© 2015 Tint Auto. All rights reserved.

