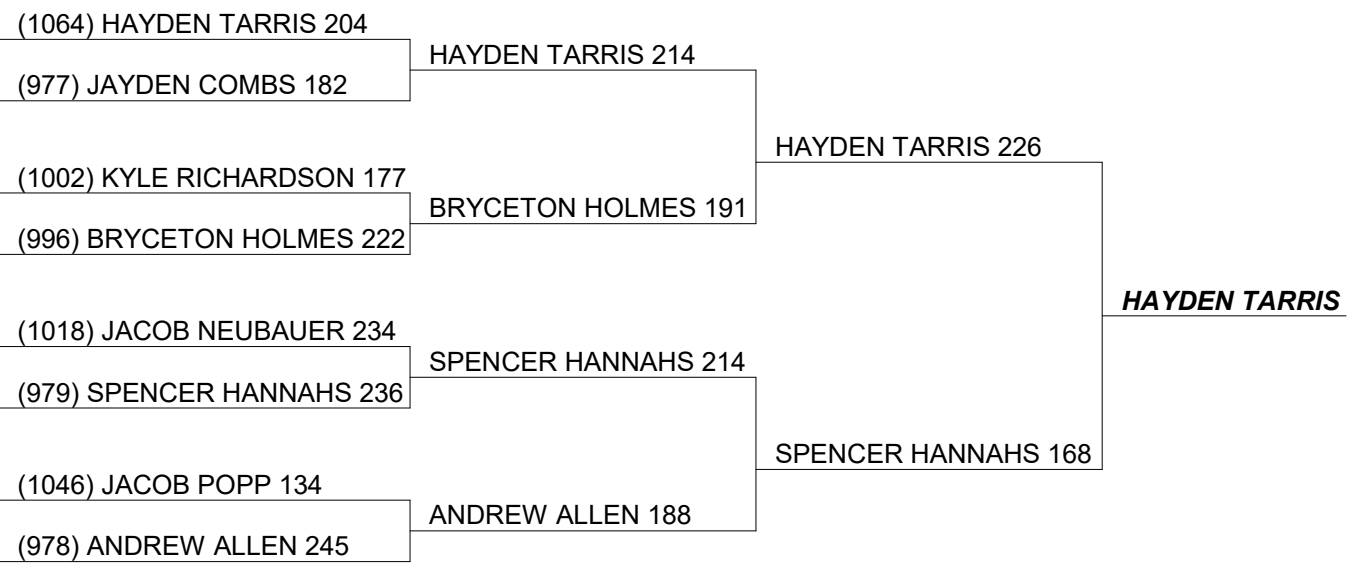


7TH-10TH GRADE SINGLES TOURNAMENT - 3/13/2021 - 10TH GRADE BOYS Division Bracket Elimination Results



| 7TH-10TH GRADE SINGLES TOURNAMENT - 3/13/2021 10TH GRADE BOYS Division I - Block 1 | | | | | | | | | |
|--|-------------------|-----------------|-----|-----|-----|-----|----------|---------|-------|
| Rank | Boiler Name | G1 | G2 | G3 | G4 | G5 | Scr Pins | Blk1 /- | Hi Gm |
| 1 | HAYDEN TARRIS | 197 | 151 | 201 | 256 | 259 | 1064 | 64 | 259 |
| 2 | JACOB POPP | 184 | 254 | 177 | 215 | 216 | 1046 | 46 | 254 |
| 3 | JACOB NEUBAUER | 181 | 225 | 194 | 244 | 174 | 1018 | 18 | 244 |
| 4 | KYLE RICHARDSON | 201 | 192 | 206 | 257 | 146 | 1002 | 2 | 257 |
| 5 | BRYCETON HOLMES | 165 | 167 | 208 | 265 | 191 | 996 | -4 | 265 |
| 6 | SPENCER HANNAHS | 147 | 213 | 175 | 178 | 266 | 979 | -21 | 266 |
| 7 | ANDREW ALLEN | 225 | 199 | 187 | 229 | 138 | 978 | -22 | 229 |
| 8 | JAYDEN COMBS | 174 | 165 | 210 | 235 | 193 | 977 | -23 | 235 |
| 9 | HAYDEN BEOUGHER | 204 | 180 | 214 | 186 | 189 | 973 | -27 | 214 |
| 10 | KEATON BRUNS | 195 | 202 | 199 | 190 | 175 | 961 | -39 | 202 |
| 11 | ACHARY ISON | 207 | 200 | 192 | 169 | 166 | 934 | -66 | 207 |
| 12 | NATHAN ISHER | 202 | 198 | 155 | 182 | 195 | 932 | -68 | 202 |
| 13 | C J HERBERS | 176 | 151 | 178 | 223 | 191 | 919 | -81 | 223 |
| 14 | CONNOR MINTON | 178 | 161 | 216 | 158 | 203 | 916 | -84 | 216 |
| 15 | ANDER CROUCH | 196 | 159 | 195 | 208 | 158 | 916 | -84 | 208 |
| 16 | KA SCOTT | 195 | 172 | 142 | 185 | 213 | 907 | -93 | 213 |
| 17 | ANDEN UPANCIC | 178 | 183 | 154 | 176 | 214 | 905 | -95 | 214 |
| 18 | NIK CALABRESE | 151 | 220 | 148 | 224 | 161 | 904 | -96 | 224 |
| 19 | RICHARD CLOSE III | 193 | 159 | 210 | 171 | 160 | 893 | -107 | 210 |
| 20 | DOMINIC CANDELLA | 182 | 181 | 190 | 161 | 176 | 890 | -110 | 190 |
| 21 | LANCE BERARD | 146 | 189 | 164 | 154 | 233 | 886 | -114 | 233 |
| 22 | KYLE DUNNE | 191 | 183 | 159 | 182 | 169 | 884 | -116 | 191 |
| 23 | AARON SHOA | 185 | 173 | 221 | 162 | 136 | 877 | -123 | 221 |
| 24 | JOSHUA MASLANICH | 162 | 148 | 197 | 206 | 160 | 873 | -127 | 206 |
| 25 | OWEN BARHORST | 164 | 171 | 206 | 149 | 181 | 871 | -129 | 206 |
| 26 | PARKER ADDISON | 199 | 154 | 212 | 159 | 136 | 860 | -140 | 212 |
| 27 | CADEN GRAHAM | 130 | 199 | 150 | 192 | 181 | 852 | -148 | 199 |
| 28 | OGDEN NIJAKOWSKI | 189 | 151 | 163 | 175 | 168 | 846 | -154 | 189 |
| 29 | SILAS HORTON | 159 | 165 | 181 | 163 | 177 | 845 | -155 | 181 |
| 30 | KEVIN ROBBINS | 163 | 179 | 177 | 150 | 157 | 826 | -174 | 179 |
| 31 | CADEN LESTER | 146 | 204 | 186 | 132 | 145 | 813 | -187 | 204 |
| 32 | NOLAN CALDWELL | 167 | 162 | 182 | 142 | 159 | 812 | -188 | 182 |
| 33 | NATHAN KELLY | 167 | 167 | 138 | 164 | 168 | 804 | -196 | 168 |
| 34 | TYLER NEEDLES | 136 | 173 | 157 | 171 | 156 | 793 | -207 | 173 |
| 35 | T J CROSBY | 140 | 174 | 137 | 159 | 181 | 791 | -209 | 181 |
| 36 | ERIC BUI | 116 | 174 | 141 | 161 | 189 | 781 | -219 | 189 |
| 37 | JAYDEN ROLLI | 171 | 176 | 135 | 179 | 114 | 775 | -225 | 179 |
| 38 | DALTON TRUCKIS | 123 | 178 | 156 | 153 | 158 | 768 | -232 | 178 |
| 39 | AUSTIN WALLACE | 141 | 162 | 160 | 138 | 164 | 765 | -235 | 164 |
| 40 | ASHTON KIESSLING | 122 | 154 | 153 | 166 | 169 | 764 | -236 | 169 |
| 41 | PARKER BALAN | 151 | 134 | 128 | 168 | 179 | 760 | -240 | 179 |
| 42 | MATT WILLIS | 101 | 157 | 124 | 193 | 178 | 753 | -247 | 193 |
| 43 | MASON MELIA | 124 | 163 | 177 | 112 | 176 | 752 | -248 | 177 |
| 44 | KADEN CIRATA | 138 | 126 | 193 | 108 | 181 | 746 | -254 | 193 |
| 45 | ISAAC TEDERS | 157 | 180 | 139 | 140 | 129 | 745 | -255 | 180 |
| 46 | TYLER BORT | 128 | 114 | 167 | 141 | 179 | 729 | -271 | 179 |
| 47 | LUKE TEDERS | 157 | 137 | 138 | 123 | 161 | 716 | -284 | 161 |
| 48 | SPENCER BERNHART | 106 | 162 | 162 | 127 | 154 | 711 | -289 | 162 |
| 49 | ROBERT MYER | 124 | 155 | 123 | 152 | 148 | 702 | -298 | 155 |
| Individual Hi Series(Active/Rookie) | | | | | | | | | |
| Games Score Name(s) | | | | | | | | | |
| 1 | 266 | SPENCER HANNAHS | | | | | | | |
| 2 | 473 | BRYCETON HOLMES | | | | | | | |
| 3 | 615 | JACOB POPP | | | | | | | |
| 4 | 856 | KYLE RICHARDSON | | | | | | | |

7TH-10TH GRADE SINGLES TOURNAMENT - 3/13/2021 - 10TH GRADE GIRLS Division Bracket Elimination Results

(1030) MADISON STROUSE 193

(871) JASMINE SCHUL E 192

(926) BRENNHA HART LER 205

(915) KAYLIE GIBSON 170

(935) DELANEY ROSSETTE 171

(888) PAYTON HARTGROVE 164

(940) DANIELLE CARR 223

(874) DANIELLE PHIPPS 207

MADISON STROUSE 213

BRENNHA HART LER 225

DELANEY ROSSETTE 145

DANIELLE CARR 158

BRENNHA HART LER 213

DANIELLE CARR 200

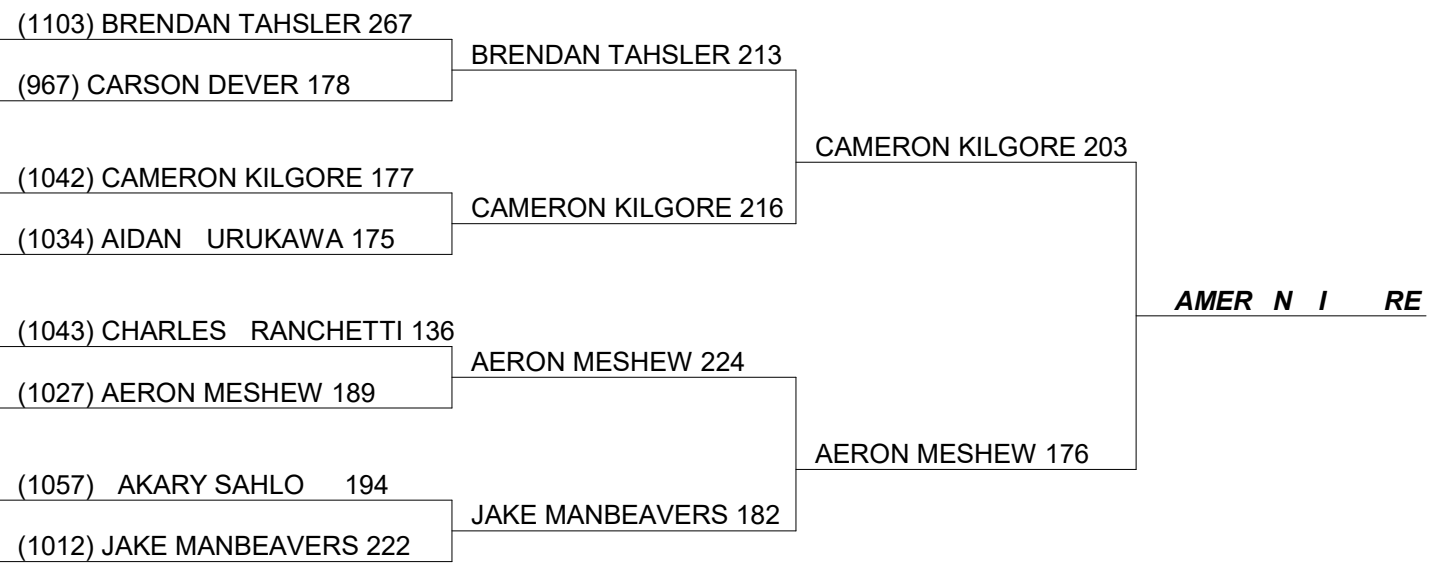
RENNA HART ER

| Rank | Boiler Name | G1 | G2 | G3 | G4 | G5 | Scr Pins | Blk1 /- | Hi Gm |
|------|-------------------|-----|-----|-----|-----|-----|----------|---------|---------|
| 1 | MADISON STROUSE | 191 | 252 | 212 | 192 | 183 | 1030 | 30 | 252 |
| 2 | DANIELLE CARR | 165 | 190 | 193 | 166 | 226 | 940 | -60 | 226 |
| 3 | DELANEY ROSSETTE | 198 | 191 | 215 | 149 | 182 | 935 | -65 | 215 |
| 4 | BRENNA HARTLER | 181 | 190 | 201 | 162 | 192 | 926 | -74 | 201 |
| 5 | KAYLIE GIBSON | 201 | 161 | 212 | 147 | 194 | 915 | -85 | 212 |
| 6 | PAYTON HARTGROVE | 163 | 149 | 181 | 222 | 173 | 888 | -112 | 222 |
| 7 | DANIELLE PHIPPS | 154 | 188 | 158 | 148 | 226 | 874 | -126 | 226 |
| 8 | JASMINE SCHULTE | 197 | 147 | 137 | 197 | 193 | 871 | -129 | 197 |
| 9 | MAYA LESHER | 158 | 189 | 180 | 201 | 137 | 865 | -135 | 201 TIE |
| 10 | ALLI SHATTUCK | 198 | 143 | 147 | 183 | 194 | 865 | -135 | 198 TIE |
| 11 | SAMANTHA EICHMAN | 177 | 211 | 159 | 162 | 138 | 847 | -153 | 211 |
| 12 | DAPHNE STUBER | 174 | 179 | 149 | 158 | 148 | 808 | -192 | 179 |
| 13 | GRACIE-MAY ASTRY | 168 | 145 | 178 | 169 | 147 | 807 | -193 | 178 |
| 14 | PAYTON GOODMAN | 143 | 135 | 148 | 179 | 178 | 783 | -217 | 179 |
| 15 | HANNAH ASCHENBACH | 130 | 144 | 184 | 166 | 151 | 775 | -225 | 184 |
| 16 | MIKAILI TRUMAN | 163 | 134 | 136 | 194 | 135 | 762 | -238 | 194 |
| 17 | HAILEY SIMMONS | 91 | 194 | 169 | 112 | 174 | 740 | -260 | 194 |
| 18 | KENNEDI DUKES | 160 | 150 | 135 | 161 | 126 | 732 | -268 | 161 |
| 19 | SKYANNE AVATSKY | 158 | 140 | 199 | 124 | 110 | 731 | -269 | 199 |
| 20 | OE BEVILACUA | 140 | 130 | 133 | 109 | 150 | 662 | -338 | 150 |
| 21 | ABBIGAIL HUHN | 117 | 126 | 136 | 136 | 143 | 658 | -342 | 143 |
| 22 | CADY TIPPLE | 127 | 93 | 93 | 133 | 84 | 530 | -470 | 133 |

| Individual Hi Games | Score | Series(Active/Rookie) Name(s) |
|---------------------|-------|-------------------------------|
| 1 | 252 | MADISON STROUSE |
| 2 | 443 | MADISON STROUSE |
| 3 | 655 | MADISON STROUSE |
| 4 | 847 | MADISON STROUSE |
| 5 | 1030 | MADISON STROUSE |

Tournament Average 163 (17944 Pins 110 Games)

7TH-10TH GRADE SINGLES TOURNAMENT - 3/13/2021 - 9TH GRADE BOYS Division Bracket Elimination Results



| Rank | Boiler Name | G1 | G2 | G3 | G4 | G5 | Scr Pins | Blk1 /- | Hi Gm |
|------|--------------------|-----|-----|-----|-----|-----|----------|---------|-------|
| 1 | BRENDAN TAHLER | 175 | 300 | 222 | 194 | 212 | 1103 | 103 | 300 |
| 2 | AKARY SAHLO | 213 | 219 | 216 | 198 | 211 | 1057 | 57 | 219 |
| 3 | CHARLES RANCHETTI | 184 | 232 | 202 | 218 | 207 | 1043 | 43 | 232 |
| 4 | CAMERON KILGORE | 184 | 243 | 202 | 233 | 180 | 1042 | 42 | 243 |
| 5 | AIDAN URUKAWA | 224 | 245 | 238 | 176 | 151 | 1034 | 34 | 245 |
| 6 | AERON MESHEW | 195 | 170 | 224 | 204 | 234 | 1027 | 27 | 234 |
| 7 | JAKE MANBEAVERS | 131 | 242 | 179 | 225 | 235 | 1012 | 12 | 242 |
| 8 | CARSON DEVER | 168 | 161 | 211 | 194 | 233 | 967 | -33 | 233 |
| 9 | BOBBY BRENNAN | 195 | 167 | 211 | 182 | 193 | 948 | -52 | 211 |
| 10 | CAELAN GUTHERIE | 192 | 183 | 175 | 203 | 138 | 891 | -109 | 203 |
| 11 | BRODERICK BROWN | 200 | 111 | 176 | 211 | 188 | 886 | -114 | 211 |
| 12 | JAIRUS JOHNSON | 136 | 142 | 218 | 173 | 194 | 863 | -137 | 218 |
| 13 | KYLE BOLLMAN | 194 | 116 | 172 | 188 | 177 | 847 | -153 | 194 |
| 14 | RILEY EHLERS | 152 | 135 | 187 | 175 | 184 | 833 | -167 | 187 |
| 15 | DALLAS ALLEN | 150 | 164 | 183 | 184 | 150 | 831 | -169 | 184 |
| 16 | NICK GREEN | 148 | 167 | 168 | 193 | 148 | 824 | -176 | 193 |
| 17 | NICHOLAS BREMER | 141 | 199 | 154 | 161 | 150 | 805 | -195 | 199 |
| 18 | NICHOLAS WEHRMAN | 140 | 182 | 179 | 179 | 124 | 804 | -196 | 182 |
| 19 | CARSON SHROYER | 140 | 152 | 155 | 159 | 196 | 802 | -198 | 196 |
| 20 | BRANDON BAKER | 178 | 122 | 205 | 145 | 137 | 787 | -213 | 205 |
| 21 | BRAIDEN DUNCAN | 171 | 166 | 111 | 129 | 206 | 783 | -217 | 206 |
| 22 | MYLES ETHERINGTON | 137 | 166 | 171 | 169 | 139 | 782 | -218 | 171 |
| 23 | JUSTIN ANTHONY | 106 | 136 | 182 | 105 | 188 | 717 | -283 | 188 |
| 24 | CODY GRIN | 118 | 145 | 164 | 126 | 159 | 712 | -288 | 164 |
| 25 | JOEY AMIOTT | 126 | 111 | 139 | 139 | 142 | 657 | -343 | 142 |
| 26 | MICHAEL EMERICK JR | 99 | 111 | 153 | 144 | 129 | 636 | -364 | 153 |
| 27 | JACOB ARMER | 94 | 104 | 193 | 115 | 102 | 608 | -392 | 193 |

| Individual Hi Games | Score | Series(Active/Rookie) Name(s) |
|---------------------|-------|-------------------------------|
| 1 | 300 | BRENDAN TAHLER |
| 2 | 475 | BRENDAN TAHLER |
| 3 | 707 | AIDAN URUKAWA |
| 4 | 891 | BRENDAN TAHLER |
| 5 | 1103 | BRENDAN TAHLER |

Tournament Average 172 (23301 Pins 135 Games)

7TH-10TH GRADE SINGLES TOURNAMENT - 3/13/2021 - 9TH GRADE GIRLS Division Bracket Elimination Results

(1019) ABBIE LEIENDECKER 193

(773) ALLISON TAYLOR 142

(910) ADDYSON MESHEW 162

(854) CASEY BRUNS 146

(924) REESE VOLK 147

(817) MACKEN IE WILLOUGHBY 192

(980) EMMA YODER 173

(802) BETHANY STRONG 188

ABBIE LEIENDECKER 214

ADDYSON MESHEW 213

MACKEN IE WILLOUGHBY 191

BETHANY STRONG 195

ABBIE LEIENDECKER 202

BETHANY STRONG 152


A IE EIENDE ER

| Rank | Boiler Name | G1 | G2 | G3 | G4 | G5 | Scr Pins | Blk1 /- | Hi Gm |
|------|---------------------|-----|-----|-----|-----|-----|----------|---------|-------|
| 1 | ABBIE LEIENDECKER | 201 | 200 | 209 | 165 | 244 | 1019 | 19 | 244 |
| 2 | EMMA YODER | 167 | 212 | 172 | 209 | 220 | 980 | -20 | 220 |
| 3 | REESE VOLK | 125 | 234 | 167 | 163 | 235 | 924 | -76 | 235 |
| 4 | ADDYSON MESHEW | 138 | 204 | 163 | 221 | 184 | 910 | -90 | 221 |
| 5 | CASEY BRUNS | 166 | 211 | 187 | 136 | 154 | 854 | -146 | 211 |
| 6 | MACKENIE WILLOUGHBY | 158 | 139 | 157 | 185 | 178 | 817 | -183 | 185 |
| 7 | BETHANY STRONG | 164 | 180 | 170 | 167 | 121 | 802 | -198 | 180 |
| 8 | ALLISON TAYLOR | 144 | 168 | 125 | 185 | 151 | 773 | -227 | 185 |
| 9 | HANNAH DINGLEDINE | 112 | 172 | 159 | 146 | 162 | 751 | -249 | 172 |
| 10 | HEATHER WALKER | 136 | 157 | 169 | 125 | 151 | 738 | -262 | 169 |
| 11 | RYLEIGH BALAN | 149 | 141 | 125 | 160 | 147 | 722 | -278 | 160 |

| Individual Games | Hi Score | Series(Active/Rookie) Name(s) |
|------------------|----------|-------------------------------|
| 1 | 244 | ABBIE LEIENDECKER |
| 2 | 401 | ABBIE LEIENDECKER |
| 3 | 610 | ABBIE LEIENDECKER |
| 4 | 775 | ABBIE LEIENDECKER |
| 5 | 1019 | ABBIE LEIENDECKER |

Tournament Average 168 (9290 Pins 55 Games)

7TH-10TH GRADE SINGLES TOURNAMENT - 3/13/2021 - 7TH 8TH GRADE BOYS Division Bracket Elimination Results




| Rank | Boiler Name | G1 | G2 | G3 | G4 | G5 | Scr Pins | Blk1 /- | Hi Gm |
|------|--------------------|-----|-----|-----|-----|-----|----------|---------|---------|
| 1 | CURTIS SWE EY | 207 | 173 | 177 | 224 | 233 | 1014 | 14 | 233 |
| 2 | ANDREW TOMKO | 201 | 175 | 226 | 208 | 201 | 1011 | 11 | 226 |
| 3 | NICHOLAS MALIWESKY | 199 | 208 | 230 | 172 | 188 | 997 | -3 | 230 |
| 4 | JACKSON NEUBAUER | 213 | 151 | 186 | 182 | 245 | 977 | -23 | 245 |
| 5 | CASEY LIPPINCOTT | 154 | 202 | 195 | 216 | 165 | 932 | -68 | 216 |
| 6 | KRAIG GIBSON | 181 | 209 | 174 | 170 | 165 | 899 | -101 | 209 TIE |
| 7 | CONNOR STEVENS | 154 | 188 | 181 | 169 | 207 | 899 | -101 | 207 TIE |
| 8 | JONATHAN WAGGONER | 213 | 172 | 151 | 203 | 148 | 887 | -113 | 213 |
| 9 | CARSON WILLIS | 217 | 127 | 220 | 153 | 157 | 874 | -126 | 220 |
| 10 | PEYTON RANK | 144 | 180 | 153 | 180 | 182 | 839 | -161 | 182 |
| 11 | ANTHONY LAVERDIERE | 189 | 190 | 103 | 152 | 179 | 813 | -187 | 190 |
| 12 | AIDEN LIEB | 137 | 142 | 188 | 171 | 149 | 787 | -213 | 188 |
| 13 | GRAYSON ARNOLD | 183 | 134 | 139 | 155 | 170 | 781 | -219 | 183 |
| 14 | DAKOTA BRANDEBERRY | 160 | 162 | 161 | 126 | 168 | 777 | -223 | 168 |
| 15 | MASON MULLINS | 134 | 148 | 151 | 197 | 133 | 763 | -237 | 197 TIE |
| 16 | NATHAN DOWNING | 153 | 139 | 145 | 172 | 154 | 763 | -237 | 172 TIE |
| 17 | JACOB MORAVICIK | 172 | 151 | 151 | 127 | 139 | 740 | -260 | 172 |
| 18 | MERIK CANDELLA | 127 | 136 | 172 | 150 | 135 | 720 | -280 | 172 |
| 19 | GRANT TAYLOR | 125 | 150 | 147 | 189 | 107 | 718 | -282 | 189 |
| 20 | LANDON BAUER | 140 | 127 | 126 | 139 | 137 | 669 | -331 | 140 |

| Individual Hi Games | Hi Score | Series(Active/Rookie) Name(s) |
|---------------------|----------|-------------------------------|
| 1 | 245 | JACKSON NEUBAUER |
| 2 | 434 | ANDREW TOMKO |
| 3 | 637 | NICHOLAS MALIWESKY |
| 4 | 810 | ANDREW TOMKO |
| 5 | 1014 | CURTIS SWE EY |

Tournament Average 168 (16860 Pins 100 Games)

7TH-10TH GRADE SINGLES TOURNAMENT - 3/13/2021 - 7TH & 8TH GRADE GIRLS Division Bracket Elimination Results



| Rank | Boiler Name | G1 | G2 | G3 | G4 | G5 | Scr Pins | Blk1 /- | Hi Gm |
|------|-------------------|-----|-----|-----|-----|-----|----------|---------|-------|
| 1 | ARIANNA KIESSLING | 170 | 195 | 157 | 148 | 269 | 939 | -61 | 269 |
| 2 | JADY VOEGLE | 166 | 173 | 156 | 134 | 207 | 836 | -164 | 207 |
| 3 | KYLIE ISHER | 158 | 146 | 169 | 170 | 182 | 825 | -175 | 182 |
| 4 | EMMA PUGH | 140 | 177 | 167 | 172 | 166 | 822 | -178 | 177 |
| 5 | KAILEY DOWTY | 187 | 155 | 150 | 127 | 177 | 796 | -204 | 187 |
| 6 | KIMBERLEE YOCOM | 144 | 153 | 188 | 125 | 178 | 788 | -212 | 188 |
| 7 | JAMYN SCOTT | 152 | 183 | 157 | 148 | 145 | 785 | -215 | 183 |
| 8 | ABIGAIL MERTEN | 119 | 163 | 188 | 152 | 143 | 765 | -235 | 188 |
| 9 | CAROLYN EDMISTEN | 135 | 176 | 125 | 123 | 160 | 719 | -281 | 176 |
| 10 | JILLIAN JUSTINGER | 127 | 148 | 135 | 159 | 142 | 711 | -289 | 159 |
| 11 | KIELE POLING | 115 | 121 | 152 | 172 | 143 | 703 | -297 | 172 |
| 12 | HEAVEN CLARK | 137 | 146 | 100 | 116 | 180 | 679 | -321 | 180 |
| 13 | ROSE PORTER | 143 | 126 | 131 | 102 | 119 | 621 | -379 | 143 |
| 14 | KATIE SMITH | 129 | 126 | 92 | 134 | 112 | 593 | -407 | 134 |
| 15 | AITH CLARK | 78 | 130 | 117 | 141 | 104 | 570 | -430 | 141 |

| Individual Hi Games | Hi Score | Series(Active/Rookie) Name(s) |
|---------------------|----------|-------------------------------|
| 1 | 269 | ARIANNA KIESSLING |
| 2 | 365 | ARIANNA KIESSLING |
| 3 | 522 | ARIANNA KIESSLING |
| 4 | 670 | ARIANNA KIESSLING |
| 5 | 939 | ARIANNA KIESSLING |

Tournament Average 148 (11152 Pins 75 Games)

\$7,200.00 Awarded!

1:6 payout ratio



| | | |
|----------------------------------|--------------------|---------------|
| 10th grade boys | <u>49</u> | |
| per bowler from entry fee: | \$ 1,470.00 | @\$30.00 each |
| \$20.00 per bowler added! | \$ 980.00 | @\$20.00 each |
| total division awards: | \$ 2,450.00 | |

| <u>Recipient</u> | |
|----------------------|-----------------|
| 1st Place: \$ 500.00 | Hayden Tarris |
| 2nd Place: \$ 375.00 | Spencer Hannahs |
| 3rd Place: \$ 325.00 | Bryceton Holmes |
| 4th Place: \$ 300.00 | Andrew Allen |
| 5th Place: \$ 275.00 | Jacob Popp |
| 6th Place: \$ 250.00 | Jacob Neubauer |
| 7th Place: \$ 225.00 | Kyle Richardson |
| 8th Place: \$ 200.00 | Jayden Combs |
| \$ 2,450.00 | |

| | | |
|----------------------------------|--------------------|---------------|
| 9th grade boys | <u>27</u> | |
| per bowler from entry fee: | \$ 810.00 | @\$30.00 each |
| \$20.00 per bowler added! | \$ 540.00 | @\$20.00 each |
| total division awards: | \$ 1,350.00 | |

| <u>Recipient</u> | |
|----------------------|-----------------|
| 1st Place: \$ 400.00 | Cameron Kilgore |
| 2nd Place: \$ 325.00 | Aeron Meshew |
| 3rd Place: \$ 250.00 | Brendan Tahsler |
| 4th Place: \$ 200.00 | Jake Manbeavers |
| 5th Place: \$ 175.00 | Zachary Sahloff |
| \$ 1,350.00 | |

| | | |
|----------------------------------|--------------------|---------------|
| 7th-8th grade boys | <u>20</u> | |
| per bowler from entry fee: | \$ 600.00 | @\$30.00 each |
| \$20.00 per bowler added! | \$ 400.00 | @\$20.00 each |
| total division awards: | \$ 1,000.00 | |

| <u>Recipient</u> | |
|----------------------|------------------|
| 1st Place: \$ 400.00 | Casey Lippincott |
| 2nd Place: \$ 300.00 | Kraig Gibson |
| 3rd Place: \$ 200.00 | Cutis Swezey |
| 4th Place: \$ 100.00 | Andrew Tomko |
| \$ 1,000.00 | |

Scholarship Awards

7th - 10th Grade March 13, 2021

11th - 12th Grade March 20, 2021

| | | |
|----------------------------------|--------------------|---------------|
| 10th grade girls | <u>22</u> | |
| per bowler from entry fee: | \$ 660.00 | @\$30.00 each |
| \$20.00 per bowler added! | \$ 440.00 | @\$20.00 each |
| total division awards: | \$ 1,100.00 | |

| <u>Recipient</u> | |
|----------------------|------------------|
| 1st Place: \$ 400.00 | Brenna Hartzler |
| 2nd Place: \$ 300.00 | Danielle Carr |
| 3rd Place: \$ 225.00 | Madison Strouse |
| 4th Place: \$ 175.00 | Delaney Rossette |
| \$ 1,100.00 | |

| | | |
|----------------------------------|------------------|---------------|
| 9th grade girls | <u>11</u> | |
| per bowler from entry fee: | \$ 330.00 | @\$30.00 each |
| \$20.00 per bowler added! | \$ 220.00 | @\$20.00 each |
| total division awards: | \$ 550.00 | |

| <u>Recipient</u> | |
|----------------------|-------------------|
| 1st Place: \$ 300.00 | Abbie Leiendecker |
| 2nd Place: \$ 200.00 | Bethany Strong |
| \$ 500.00 | |

| | | |
|----------------------------------|------------------|---------------|
| 7th-8th grade girls | <u>15</u> | |
| per bowler from entry fee: | \$ 450.00 | @\$30.00 each |
| \$20.00 per bowler added! | \$ 300.00 | @\$20.00 each |
| total division awards: | \$ 750.00 | |

| <u>Recipient</u> | |
|----------------------|-------------------|
| 1st Place: \$ 350.00 | Emma Pugh |
| 2nd Place: \$ 250.00 | Jazmyn Scott |
| 3rd Place: \$ 150.00 | Arianna Kiessling |
| \$ 750.00 | |

Awards: No fewer than 1:6 bowlers in each division will be awarded SMART scholarships.

\$20.00 per bowler has been added to each division by the Ohio High School Bowling Program.

Medals will be awarded to the 1st and 2nd place bowlers in each division and sub-division.

100% of all collected scholarship funds will be awarded.

All scholarship awards will be deposited in USBC SMART Program. Account #11600.

Above scholarship awards do NOT include scholarships awarded in elective jackpots.

Complete tournament results posted on OHSB.ORG

JUNIOR GOLD QUALIFIER EVENT
Wayne Webb's Columbus Bowl
High School Singles, grades 7-10

March 13, 2021

Advancing Ratio 1:4

U18 Boy+B! Advancing Ratio 1:4

Advancing 3
Buy-In 1 @ \$100

| | First Name | Last Name | 5-game total |
|----|------------|------------|--------------|
| 1 | Jacob | Neubauer | 1018 |
| 2 | Bryceton | Holmes | 996 |
| 3 | Jayden | Combs | 977 |
| 4 | Hayden | Beougher | 973 |
| 5 | Zander | Crouch | 916 |
| 6 | Kaz | Scott Jr | 907 |
| 7 | Lance | Berard | 866 |
| 8 | Jarius | Johnson | 863 |
| 9 | Caden | Graham | 852 |
| 10 | Ogden | Nijakowski | 846 |
| 11 | Austin | Wallace | 765 |
| 12 | Isaac | Teders | 745 |
| 13 | Tyler | Bortz | 729 |
| 14 | Luke | Teders | 716 |

Buy-in accepted.

U15 Boys Advancing Ratio 1:4

Advancing 2
Buy-In 1 @ \$75

| | First Name | Last Name | 5-game total |
|----|------------|-----------|--------------|
| 1 | Carson | Dever | 967 |
| 2 | Connor | Stevens | 899 |
| 3 | Jon | Waggoner | 887 |
| 4 | Broderick | Brown | 886 |
| 5 | Riley | Ehlers | 833 |
| 6 | Aiden | Lieb | 787 |
| 7 | Grayson | Arnold | 781 |
| 8 | Nathan | Downing | 763 |
| 9 | Mason | Mullins | 763 |
| 10 | Grant | Taylor | 718 |

Buy-in accepted.

U18 Girls Advancing Ratio 1:4

Advancing 1

| | First Name | Last Name | 5-game total |
|---|------------|-----------|--------------|
| 1 | Jasmine | Schulze | 871 |
| 2 | Maya | Leshner | 865 |
| 3 | Mikaili | Truman | 762 |
| 4 | Kennedi | Dukes | 732 |

U15 Girls Advancing Ratio 1:4

Advancing 1

| | First Name | Last Name | 5-game total |
|---|------------|-----------|--------------|
| 1 | Reese | Volk | 924 |
| 2 | Bethany | Strong | 802 |
| 3 | Kiele | Poling | 703 |
| 4 | Rosie | Porter | 621 |