

Classified for
"RESTRICTED USE"
in New York State
under 6NYCRR Part 326

ACCEPTED
FOR REGISTRATION

January 29, 2020

DOC ID 566351

New York State Department
of Environmental Conservation
Division of Materials Management
Pesticide Product Registration

IMPORTANT NOTICE

U.S. LABEL – It is a violation of United States law to use this product in the United States in a manner inconsistent with its United States labeling.

FOMESAFEN GROUP 14 HERBICIDE

 **Reflex**[®]
Herbicide

 syngenta[®]

For Control of Certain Weeds in Cotton,
Dry Beans, Potatoes, Snap Beans, Soybeans
and Succulent Soybeans (Edamame)

Active Ingredient:

Sodium salt of fomesafen
5-[2-chloro-4-(trifluoromethyl)phenoxy]-N-
(methylsulfonyl)-2-nitrobenzamide 22.8%*

Other Ingredients: 77.2%

Total: 100.0%

Reflex Herbicide is formulated as a soluble liquid.

Reflex Herbicide contains 1,2-benzisothiazolin-
3-one at 0.02% as a preservative.

*Reflex Herbicide is equivalent to 21.7% or
2 pounds per U.S. gallon or 240 grams per
liter of fomesafen active ingredient.

**KEEP OUT OF REACH
OF CHILDREN.
DANGER/PELIGRO**

Si usted no entiende la etiqueta, busque a
alguien para que se la explique a usted en
detalle. (If you do not understand the label,
find someone to explain it to you in detail.)

EPA Reg. No. 100-993

EPA Est. 100-NE-001

Formulated in the USA

FIRST AID

If in eyes: Hold eye open and rinse slowly and gently with water for 15-20 minutes. Remove contact lenses, if present, after the first 5 minutes, then continue rinsing. Call a poison control center or doctor for treatment advice. **If swallowed:** Call a poison control center or doctor immediately for treatment advice. Have person sip a glass of water if able to swallow. Do not induce vomiting unless told to by a poison control center or doctor. Do not give anything by mouth to an unconscious person. **If on skin or clothing:** Take off contaminated clothing. Rinse skin immediately with plenty of water for 15-20 minutes. Call a poison control center or doctor for treatment advice. **If inhaled:** Move person to fresh air. If person is not breathing, call 911 or an ambulance, then give artificial respiration, preferably mouth-to-mouth, if possible. Call a poison control center or doctor for further treatment advice. **NOTE TO PHYSICIAN:** Probable mucosal damage may contraindicate the use of gastric lavage. Have the product container or label with you when calling a poison control center or doctor or going for treatment.

HOTLINE NUMBER: For 24-Hour Medical Emergency Assistance (Human or Animal) Or Chemical Emergency Assistance (Spill, Leak, Fire or Accident) Call 1-800-888-8372.

SCP 993A-L1S 0619 4109132

**2.64 gallons/
10 liters** Net Contents



U.S. Label

PRECAUTIONARY STATEMENTS

Hazards to Humans and Domestic Animals

DANGER/PELIGRO

CORROSIVE. CAUSES IRREVERSIBLE EYE DAMAGE. DUE TO CORROSIVE NATURE, MAY BE HARMFUL OR FATAL IF SWALLOWED. HARMFUL IF INHALED OR ABSORBED THROUGH SKIN. Do not get in eyes, on skin or on clothing. Avoid breathing vapors or spray mist. Wash thoroughly with soap and water after handling and before eating, drinking, chewing gum, using tobacco or using the toilet. Remove and wash contaminated clothing before reuse.

Personal Protective Equipment (PPE)

Applicators and other handlers must wear:

- Long-sleeved shirt and long pants
- Chemical-resistant gloves: barrier laminate or Viton® ≥ 14 mils
- Shoes plus socks
- Protective eyewear

User Safety Requirements

Discard clothing and other absorbent materials that have been drenched or heavily contaminated with this product's concentrate. Do not reuse them. Follow manufacturer's instructions for cleaning/maintaining PPE. If no such instructions for washables exist, use detergent and hot water. Keep and wash PPE separately from other laundry.

Engineering Controls

When handlers use closed systems, enclosed cabs, or aircraft in a manner that meets the requirements listed in the Worker Protection Standard (WPS) for agricultural pesticides [40 CFR 170.240(d)(4-6)], the handler PPE requirements may be reduced or modified as specified in the WPS.

User Safety Recommendations

Users should:

- Wash hands thoroughly with soap and water after handling and before eating, drinking, chewing gum, using tobacco or using the toilet.
- Remove clothing/PPE immediately if pesticide gets inside. Then wash thoroughly and put on clean clothing.
- Remove PPE immediately after handling this product. Wash the outside of gloves before removing. As soon as possible, wash thoroughly and change into clean clothing.

continued...

U.S. Label

PRECAUTIONARY STATEMENTS (*continued*)

Environmental Hazards

For Terrestrial Uses: Do not apply directly to water, or to areas where surface water is present, or to intertidal areas below the mean high water mark. Do not contaminate water when disposing of equipment washwater or rinsate. Do not apply when weather conditions favor drift from target area.

Drift and runoff may be hazardous to aquatic organisms in water adjacent to treated areas.

Non-target Organism Advisory

This product is toxic to plants and may adversely impact the forage and habitat of non-target organisms, including pollinators, in areas adjacent to the treated site. Protect the forage and habitat of non-target organisms by following label directions intended to minimize spray drift.

Groundwater Advisory

Fomesafen is known to leach through soil into groundwater under certain conditions as a result of label use. This chemical may leach into groundwater if used in areas where soils are permeable, particularly where the water table is shallow.

Surface Water Advisory

This product may impact surface water quality due to spray drift and runoff of rain water. This is especially true for poorly draining soils and soils with shallow ground water. This product is classified as having high potential for reaching surface water via runoff for several months after application. A level, well-maintained vegetative buffer strip between areas to which this product is applied and surface water features including ponds, streams, and springs will reduce the potential loading of fomesafen from runoff water and sediment. Runoff of this product will be reduced by avoiding applications when rainfall is forecasted to occur within 48 hours. See the manual for "Conservation Buffers to Reduce Pesticide Losses" at the following internet address:

<http://www.wsi.nrcs.usda.gov/products/W2Q/pest/core4.html>.

MANDATORY SPRAY DRIFT

Aerial Applications:

- Do not release spray at a height greater than 10 ft above the vegetative canopy, unless a greater application height is necessary for pilot safety.
- For applications prior to the emergence of crops and target weeds, applicators are required to use a Coarse or coarser droplet size (ASABE S572.1).

U.S. Label

- For all other applications, applicators are required to use a Medium or coarser droplet size (ASABE S572.1).
- For aerial applications: Do not apply when wind speeds exceed 15 mph at the application site. If the wind speed is greater than 10 mph, the boom length must be 65% or less of the wingspan for fixed wing aircraft and 75% or less of the rotor blade diameter for helicopters. Otherwise, the boom length must be 75% or less of the wingspan for fixed wing aircraft and 90% or less of the rotor blade diameter for helicopters. Applicators must use $\frac{1}{2}$ swath displacement upwind at the downwind edge of the field.
- Nozzles must be oriented so the spray is directed toward the back of the aircraft.
- Do not apply when wind speeds exceed 15 miles per hour at the application site.
- Do not apply during temperature inversions.

Ground Boom Applications:

- User must only apply with the nozzle height recommended by the manufacturer, but no more than 3 feet above the ground or crop canopy unless making a turf, pasture, or rangeland application, in which case applicators may apply with a nozzle height no more than 4 feet above the ground.
- For applications prior to the emergence of crops and target weeds, applicators are required to use a Coarse or coarser droplet size (ASABE S572.1).
- For all other applications, applicators are required to use a Medium or coarser droplet size (ASABE S572.1).
- Do not apply when wind speeds exceed 15 miles per hour at the application site.
- Do not apply during temperature inversions.

SPRAY DRIFT ADVISORIES

THE APPLICATOR IS RESPONSIBLE FOR AVOIDING OFF-SITE SPRAY DRIFT.
BE AWARE OF NEARBY NON-TARGET SITES AND ENVIRONMENTAL CONDITIONS.

IMPORTANCE OF DROPLET SIZE

An effective way to reduce spray drift is to apply large droplets. Use the largest droplets that provide target pest control. While applying larger droplets will reduce spray drift, the potential for drift will be greater if applications are made improperly or under unfavorable environmental conditions.

Controlling Droplet Size – Ground Boom

- Volume - Increasing the spray volume so that larger droplets are produced will reduce spray drift. Use the highest practical spray volume for the application. If a greater spray volume is needed, consider using a nozzle with a higher flow rate.

continued...

U.S. Label

- Pressure - Use the lowest spray pressure recommended for the nozzle to produce the target spray volume and droplet size.
- Spray Nozzle - Use a spray nozzle that is designed for the intended application. Consider using nozzles designed to reduce drift.

Controlling Droplet Size – Aircraft

- Adjust Nozzles - Follow nozzle manufacturers recommendations for setting up nozzles. Generally, to reduce fine droplets, nozzles should be oriented parallel with the airflow in flight.

BOOM HEIGHT – Ground Boom

Use the lowest boom height that is compatible with the spray nozzles that will provide uniform coverage. For ground equipment, the boom should remain level with the crop and have minimal bounce.

RELEASE HEIGHT - Aircraft

Higher release heights increase the potential for spray drift.

SHIELDED SPRAYERS

Shielding the boom or individual nozzles can reduce spray drift. Consider using shielded sprayers. Verify that the shields are not interfering with the uniform deposition of the spray on the target area.

TEMPERATURE AND HUMIDITY

When making applications in hot and dry conditions, use larger droplets to reduce effects of evaporation.

TEMPERATURE INVERSIONS

Drift potential is high during a temperature inversion. Temperature inversions are characterized by increasing temperature with altitude and are common on nights with limited cloud cover and light to no wind. The presence of an inversion can be indicated by ground fog or by the movement of smoke from a ground source or an aircraft smoke generator. Smoke that layers and moves laterally in a concentrated cloud (under low wind conditions) indicates an inversion, while smoke that moves upward and rapidly dissipates indicates good vertical air mixing. Avoid applications during temperature inversions.

WIND

Drift potential generally increases with wind speed. **AVOID APPLICATIONS DURING GUSTY WIND CONDITIONS.**

Applicators need to be familiar with local wind patterns and terrain that could affect spray drift.

U.S. Label

DIRECTIONS FOR USE

It is a violation of Federal Law to use this product in a manner inconsistent with its labeling.

Do not apply this product in a way that will contact workers or other persons, either directly or through drift. Only protected handlers may be in the area during application. For any requirements specific to your State or Tribe, consult the agency responsible for pesticide regulation.

AGRICULTURAL USE REQUIREMENTS

Use this product only in accordance with its labeling and with the Worker Protection Standard, 40 CFR part 170. This Standard contains requirements for the protection of agricultural workers on farms, forests, nurseries, and greenhouses, and handlers of agricultural pesticides. It contains requirements for training, decontamination, notification, and emergency assistance. It also contains specific instructions and exceptions pertaining to the statements on this label about personal protective equipment (PPE), and restricted-entry interval. The requirements in this box only apply to uses of this product that are covered by the Worker Protection Standard.

Do not enter or allow worker entry into treated areas during the restricted-entry interval (REI) of 24 hours.

PPE required for early entry to treated areas that is permitted under the Worker Protection Standard and that involves contact with anything that has been treated, including plants, soil, or water, is:

- Coveralls
- Chemical-resistant gloves: barrier laminate or Viton® ≥ 14 mils
- Shoes plus socks
- Protective eyewear

PRODUCT INFORMATION

Read all label directions before using.

Reflex Herbicide is a selective herbicide which may be applied preplant surface, preemergence and/or postemergence for control or partial control of broadleaf weeds, grasses and sedges in cotton, dry beans, potatoes, snap beans, soybeans and succulent soybeans (edamame).

U.S. Label

Adjuvants

When an adjuvant is to be used with this product, the use of an adjuvant that meets the standards of the Council of Producers & Distributors of Agrotechnology (CPDA) adjuvant certification program is advised.

Preplant Surface and Preemergence Applications

Certain germinating broadleaf weeds, grasses and sedges can be controlled or partially controlled by soil residual activity from either preplant surface or preemergence applications of Reflex Herbicide. Moisture is necessary to activate Reflex Herbicide in soil for residual weed control. Dry weather following applications of Reflex Herbicide may reduce effectiveness. When adequate moisture is not received after a Reflex Herbicide application, weed control may be improved by overhead irrigation with at least a 1/4 inch of water.

Postemergence Applications

Reflex Herbicide is most effective when used postemergence, working through contact action. Therefore, emerged weeds must have thorough spray coverage for effective control. Best broad-spectrum postemergence control of susceptible broadleaf weeds is obtained when Reflex Herbicide is applied early to actively growing weeds. This usually occurs within 14 to 28 days after planting. Refer to the weed control tables for specific directions on weed growth stages and rates.

Some bronzing, crinkling or spotting of labeled crop leaves may occur following postemergence applications, but labeled crops soon outgrow these effects and develop normally.

Soil Characteristics

Application of Reflex Herbicide to soils with high organic matter and/or high clay content may require higher rates than soils with low organic matter and/or low clay content. Refer to the Reflex Herbicide Regional Use Map, weed control tables, and specific crop use sections for directions on use rates based on soil texture.

Environmental and Agronomic Conditions

Always apply Reflex Herbicide under favorable environmental conditions that promote active weed growth. Avoid applying Reflex Herbicide to weeds or labeled crops which are under stress from drought, extreme temperatures, excessive water, low humidity, low soil fertility, mechanical or chemical injury as reduced weed control and/or increased crop injury may result.

Rainfastness

Reflex Herbicide requires a 1-hour rain-free period for best results when applied postemergence.

U.S. Label

Cultivation

Cultivation prior to postemergence application is not advised. Cultivation may put weeds under stress, reducing weed control. Timely cultivation 1-3 weeks after applying Reflex Herbicide may assist weed control.

RESISTANT WEED MANAGEMENT

FOMESAFEN	GROUP	14	HERBICIDE
-----------	-------	----	-----------

Reflex Herbicide contains the active ingredient fomesafen which inhibits the enzyme, protoporphyrinogen oxidase (PPO or PROTOX, Site of Action Group 14). Some naturally occurring weed populations have been identified as resistant to Group 14 herbicides. Selection of resistant biotypes, through repeated use of these herbicides or lower than specified use rates in the same field, may result in weed control failures. A resistant biotype may be present where poor performance cannot be attributed to adverse environmental conditions or improper application methods.

Contact your local Syngenta representative, retailer, crop advisor or extension agent to determine if weeds resistant to this mode of action are present in your area. If resistant biotypes have been reported, use the full labeled rate of this product, apply at the labeled timing, and tank-mix with a different mode of action product so there are multiple effective modes of application for each suspected resistant weed.

Principles of Herbicide Resistant Weed Management

Scout and know your field

- Know weed species present in the field to be treated through scouting and field history. An understanding of weed biology is useful in designing a resistance management strategy. Ensure the weed management program will control all weeds present.
- Fields should be scouted prior to application to determine species present and growth stage. Always apply this herbicide at the full labeled rate and correct timing for the weeds present in the field.

Utilize non-herbicidal practices to add diversity

- Use diversified management tactics including cover crops, mechanical weed control, harvest weed seed control, and crop rotation as appropriate.

Use good agronomic practices, start clean and stay clean

- Use good agronomic practices that enhance crop competitiveness.
- Plant into weed-free fields utilizing tillage or an effective burndown herbicide for control of emerged weeds.
- Sanitize farm equipment to avoid spreading seed or vegetative propagules prior to leaving fields.

U.S. Label

Difficult to control weeds

- Fields with difficult to control weeds should be planted in rotation with crops that allow the use of herbicides with an alternative mode of action or different management practices.
- Difficult to control weeds may require sequential applications, including a broad spectrum preemergence herbicide followed by one or more postemergence herbicide applications. Utilize herbicides containing different modes of action effective on the target weeds in sequential applications.

Do not overuse the technology

- **Do not** use more than two applications of this or any other herbicide with the same mode of action in a single growing season unless mixed with an herbicide with a different mode of action which provides overlapping spectrum for the difficult to control weeds.

Scout and inspect fields following application

- Prevent an influx of weeds into the field by controlling weeds in field borders.
- Scout fields after application to verify that the treatment was effective.
- Suspected- herbicide resistant weeds may be identified by these indicators
 - Failure to control a weed species normally controlled by the herbicide at the dose applied, especially if control is achieved on adjacent weeds;
 - A spreading patch of non-controlled plants of a particular weed species; and
 - Surviving plants mixed with controlled individuals of the same species.
- Report non-performance of this product to your Syngenta retailer, Syngenta representative, or call 1-866-Syngent (866-796-4368). If resistance is suspected ensure weed escapes are controlled using an herbicide with an effective mode of action and/or use non-chemical means to prevent further seed production.

Prevent weed escapes before, during, and after harvest

Do not allow weed escapes to produce seed or vegetative structures including tubers or stolons which contribute to spread and survival. Consider harvest weed seed management and control weeds post-harvest to prevent seed production.

Spray Additives

Only spray additives cleared for use on growing crops under 40 CFR 180 may be used in spray mixture.

For Postemergence Applications Always Add One of the Following Except in Tank Mix with Products Prohibiting Spray Additives:

Nonionic Surfactant (NIS) - Use NIS containing at least 75% surface active agent at 0.25 to 0.5% v/v (1-2 qt/100 gal) of the finished spray volume.

U.S. Label

Crop Oil Concentrate (COC) - Use a nonphytotoxic COC containing 15-20% approved emulsifier, at 0.5-1% v/v (0.5-1 gal/100 gal) of the finished spray volume. COC can improve weed control but may slightly reduce crop safety.

Other Adjuvants - Adjuvants other than COC or NIS may be used providing the product meets the following criteria:

1. Contains only EPA exempt ingredients
2. Is nonphytotoxic to the target crop
3. Is compatible in mixture. (May be established through a jar test.)
4. Is supported locally for use with Reflex Herbicide on the target crop through proven field trials

Note: No adjuvants are needed for preplant surface or preemergence applications unless Reflex Herbicide is being used in a burndown on emerged weeds.

Directions for Mixing Order:

1. Fill the spray tank with half the required amount of water and begin agitation.*
2. Add dry pesticide formulations.
3. Add Reflex Herbicide.
4. Add liquid pesticide formulations.
5. Add spray adjuvant and fertilizer (if used).
6. Add the remaining water and maintain agitation throughout the spray operation.

*Compatibility agent, 1 gallon/500 gallons of water or 0.2% v/v, may be added as needed.

Tank-Mix Compatibility Test

Syngenta has evaluated tank mix partners for efficaciousness, miscibility, and spray ability.

It is the pesticide user's responsibility to ensure that all products are registered for the intended use. Read and follow the applicable restrictions and limitations and directions for use on all product labels involved in tank mixing. Users must follow the most restrictive directions for use and precautionary statements of each product in the tank mixture.

A jar test is advised prior to tank mixing to ensure compatibility of Reflex Herbicide with mixture partners. Add proportion amounts of tank mixture components in a clear quart jar one at a time in the directed mixing order. Gently shake or invert capped jar and let stand for 15-30 minutes. If the mixture clumps, forms flakes, oily films or layers or other precipitates, it is not compatible and the tank mixture cannot be used.

U.S. Label

TANK MIX PARTNERS FOR REFLEX

BRAND/ EPA REG. NO.	ACTIVE INGREDIENT(S)	BRAND/ EPA REG. NO.	ACTIVE INGREDIENT(S)
Assure II®/3862-191	Dimethyl Benzyl Ammonium Chloride	Harmony® GT XP/ 279-9577	Triflurofuron-methyl
Basagran®/ 66330-413	Sodium bentazon	Karmex® DF/ 66222-51	Diuron
Butyrac®/ 42750-38	Dichlorophenoxy butyric acid	Liberty® 280 SL Herbicide/264-829	Glufosinate-ammonium
Boundry 6.5EC Herbicide®/100-1162	S-metholachlor; metribuzin	Poast®/7969-58	Sethoxydim
Caparol® 4L/100-620	Prometryn	Poast Plus®/7969-88	Sethoxydim
Classic®/352436	Chlorimuron-ethyl	Prowl®/241-337	Pendimethalin
Cotoran® 4L/66222-181	Fluometuron	Pursuit®/241-310	Ammonium salt of imazethapyr
Direx® 4L/66222-54	Diuron	Raptor®/241-379	Ammonium salt of imazamox
Dual Magnum® Herbicide/100-816	S-metholachlor	Resource®/59639-82	Flumiclorac pentyl ester
Dual II Magnum®/ 100-818	S-metholachlor	Roundup® brands	Glyphosate
Envoke®/100-1132	Trifloxysulfuron-sodium	Scepter®/5481-597	Imazaquin
Eptam® 7E/10163-283	S-ethyl dipropylthiocarbamate	Select®/59639-78	Clethodim
FirstRate®/62719-275	Cloransulam-methyl	Sequence®/100-1185	Glyphosate; S-metholachlor
Frontier® Max Herbicide/100-29194	Dimethenamid-P	Solicam® DF Herbicide/100-849	Norflurazon
Fusilade DX/100-1070	Fluazifop-P-butyl	Sonalan® 10G Herbicide/62719-184	Ethalfuralin
Fusion/100-1059	Fluazifop-P-butyl; fenoxaprop-P-ethyl	Staple® LX/352-613	Pyriithiobac sodium
Glyphomax™/ 62719-323	Glyphosate	Suprend®100-1163	Prometryn
Gramoxone® brands	Paraquat dichloride	Treflan™ Herbicide/34704-853	Trifluralin

APPLICATION INSTRUCTIONS

GROUND APPLICATION

Preplant Surface and Preemergence Application - Use a minimum of 10 gallons per acre. Nozzle selection must meet manufacturer's gallonage and pressure directions for preplant surface or preemergence applications.

Postemergence Application - Use sufficient spray volume and pressure to ensure complete coverage of the target weed. A spray volume of 10-20 gallons per acre and 30-60 psi at the nozzle tip is advised. On large weeds and/or dense foliage, use 60 psi and a minimum of 20 gallons per acre to ensure coverage of weed foliage.

The use of flat fan nozzles will result in the most effective post-emergence application of Reflex Herbicide.

BAND APPLICATIONS

Calculate the amount of herbicide and water volume needed for band treatment by the following formulas:

$$\frac{\text{Band width in inches}}{\text{row width in inches}} \times \text{broadcast rate per acre} = \text{Band herbicide rate per acre}$$

$$\frac{\text{Band width in inches}}{\text{row width in inches}} \times \text{broadcast volume per acre} = \text{Band water volume per acre}$$

Note: Thorough weed coverage is important for postemergence band applications. Best coverage is obtained with a minimum of two nozzles, one directed to each side of the planted row. Application with a single nozzle directed over the top of the row is not advised for postemergence applications but is suitable for preemergence applications. Cultivation of untreated areas may be needed following band applications. When making postemergence band applications and cultivating in the same operation, position nozzles in advance of the cultivation device. This will reduce dust in the spray area. Dust can intercept spray, reducing weed coverage resulting in less than adequate weed control.

AERIAL APPLICATION

Use sufficient spray volume and pressure to ensure complete coverage of the target. A minimum of 5 gallons per acre of spray mixture needs to be applied with a maximum of 40 PSI pressure. When foliage is dense, use a minimum of 10 gallons per acre to ensure coverage of weed foliage.

U.S. Label

CENTER PIVOT IRRIGATION APPLICATION

Reflex Herbicide alone or in tank mixture with other herbicides on this label, which are registered for center pivot application, may be applied in irrigation water preemergence (after planting but before weeds or crop emerge) at rates specified on this label. Reflex Herbicide also may be applied postemergence to the crop and preemergence to weeds in crops where postemergence applications are allowed on this label. Follow all restrictions (height, timing, rate, etc.) to avoid illegal residues. Apply this product only through a center pivot irrigation system. **Do not** apply this product through any other type of irrigation system. Crop injury, lack of effectiveness, or illegal pesticide residues in the crop can result from nonuniform distribution of treated water. If you have questions about calibration, you must contact State Extension specialists, equipment manufacturers, or other experts. **Do not** connect an irrigation system (including greenhouse systems) used for pesticide application to a public water system, unless the pesticide label-prescribed safety devices for public water systems are in place. A person knowledgeable of the chemigation system and responsible for its operation, or under the supervision of the responsible person, shall shut the system down and make necessary adjustments if the need arise.

Operating Instructions

- The system must contain a functional check-valve, vacuum relief valve, and low pressure drain appropriately located on the irrigation pipeline to prevent water-source contamination from backflow.
- The pesticide injection pipeline must contain a functional, automatic, quick-closing check-valve to prevent the flow of fluid back toward the injection pump.
- The pesticide injection pipeline must also contain a functional, normally closed, solenoid-operated valve located on the intake side of the injection pump and connected to the system interlock to prevent fluid from being withdrawn from the supply tank when the irrigation system is either automatically or manually shut down.
- The system must contain functional interlocking controls to automatically shut off the pesticide injection pump when the water pump motor stops.
- The irrigation line or water pump must include a functional pressure switch which will stop the water pump motor when the water pressure decreases to the point where pesticide distributions adversely affected.
- Systems must use a metering pump, including a positive displacement injection pump (e.g., diaphragm pump or piston pump), effectively designed and constructed of materials that are compatible with pesticides and capable of being fitted with a system interlock.

U.S. Label

- **Do not** apply when wind speed favors drift beyond the area intended for treatment.
- Prepare a mixture with a minimum of 1 part water to 1 part herbicide(s) and inject this mixture into the center pivot system. Injecting a larger volume of a more dilute mixture per hour will usually provide more accurate calibration of equipment. Maintain sufficient agitation to keep the herbicide in suspension.
- Meter into irrigation water during entire period of water application.
- Apply in 1/2-1 inch of water. Use the lower water volume (1/2 inch) on *coarser soils* and the higher volume (1 inch) on *fine-textured soils*. More than 1 inch of water at application may reduce weed control by moving the herbicide below the effective zone in the soil.

Precaution for center pivot applications: Where sprinkler distribution patterns do not overlap sufficiently, unacceptable weed control may result. Where sprinkler distribution patterns overlap excessively, crop injury may result.

Posting of areas to be chemigated is required when 1) any part of a treated area is within 300 feet of sensitive areas including residential areas, labor camps, businesses, day care centers, hospitals, in-patient clinics, nursing homes or any public areas including schools, parks, playgrounds, or other public facilities not including public roads, or 2) when the chemigated area is open to the public including golf courses or retail greenhouses.

Posting must conform to the following requirements. Treated areas shall be posted with signs at all usual points of entry and along likely routes of approach from the listed sensitive area. When there are no usual points of entry, signs must be posted in the corners of the treated areas and in any other locations affording maximum visibility to sensitive areas. The printed side of the sign must face away from the treated area towards the sensitive area. The signs shall be printed in English. Signs must be posted prior to application and must remain posted until foliage has dried and soil surface water has disappeared. Signs may remain in place indefinitely as long as they are composed of materials to prevent deterioration and maintain legibility for the duration of the posting period.

All words shall consist of letters at least 2 1/2 inches tall, and all letters and the symbol shall be a color which sharply contrasts with their immediate background. At the top of the sign shall be the words KEEP OUT, followed by an octagonal stop sign symbol at least 8 inches in diameter containing the word STOP. Below the symbol shall be the words PESTICIDES IN IRRIGATION WATER.

Posting required for chemigation does not replace other posting and reentry interval requirements for farm worker safety.

U.S. Label

Specific Instructions for Public Water Systems

1. Public water system means a system for the provision to the public of piped water for human consumption if such system has at least 15 service connections or regularly serves an average of at least 25 individuals daily at least 60 days out of the year.
2. Chemigation systems connected to public water systems must contain a functional, reduced-pressure zone, back-flow preventer (RPZ) or the functional equivalent in the water supply line upstream from the point of pesticide introduction. As an option to the RPZ, the water from the public water system must be discharged into a reservoir tank prior to pesticide introduction. There shall be a complete physical break (air gap) between the outlet end of the fill pipe and the top or overflow rim of the reservoir tank of at least twice the inside diameter of the fill pipe.
3. The pesticide injection pipeline must contain a functional, automatic, quick-closing check valve to prevent the flow of fluid back toward the injection pump.
4. The pesticide injection pipeline must contain a functional, normally closed, solenoid-operated valve located on the intake side of the injection pump and connected to the system interlock to prevent fluid from being withdrawn from the supply tank when the irrigation system is either automatically or manually shut down.
5. The system must contain functional interlocking controls to automatically shut off the pesticide injection pump when the water pump motor stops, or in cases where there is no water pump, when the water pressure decreases to the point where pesticide distribution is adversely affected.
6. Systems must use a metering pump, including a positive displacement injection pump (e.g., diaphragm pump) effectively designed and constructed of materials that are compatible with pesticides and capable of being fitted with a system interlock.
7. **Do not** apply when wind speed favors drift beyond the area intended for treatment.

U.S. Label

RESTRICTIONS

- **DO NOT APPLY THIS PRODUCT THROUGH ANY TYPE OF IRRIGATION SYSTEM, EXCEPT CENTER PIVOT SYSTEMS.**
- A maximum of 1.5 pt of Reflex Herbicide (or a maximum of 0.375 lb ai/A of fomesafen from any product containing fomesafen) may be applied per acre per year in Region 1 (see Regional Use Map).
- A maximum of 1.5 pt of Reflex Herbicide (or a maximum of 0.375 lb ai/A of fomesafen from any product containing fomesafen) may be applied per acre in ALTERNATE years in Region 2 (see Regional Use Map).
- A maximum of 1.25 pt of Reflex Herbicide (or a maximum of 0.313 lb ai/A of fomesafen from any product containing fomesafen) may be applied per acre in ALTERNATE years in Region 3 (see Regional Use Map).
- A maximum of 1 pt of Reflex Herbicide (or a maximum of 0.25 lb ai/A of fomesafen from any product containing fomesafen) may be applied per acre in ALTERNATE years in Region 4 (see Regional Use Map).
- A maximum of 1 pt of Reflex (or a maximum of 0.25 lb ai/A of fomesafen from any product containing fomesafen) may be applied per acre in ALTERNATE years in Region 4a (see Regional Use Map). Apply only to soybeans in Region 4a. **Do not** make a Reflex application later than June 20th. Cumulative rainfall plus overhead irrigation must total 15 inches from the period of Reflex application to soybean crop maturity to allow planting of rotational crops listed in this label (refer to Rotational Crop Restrictions section). If the soybean crop is lost or the required cumulative rainfall plus irrigation is not received as outlined above, plant only soybeans the following growing season.
- A maximum of 0.75 pt of Reflex Herbicide (or a maximum of 0.1875 lb ai/A of fomesafen from any product containing fomesafen) may be applied per acre in ALTERNATE years in Region 5 (see Regional Use Map).
- **Do not** make ground or aerial application during temperature inversions.
- **Do not** use on potatoes in Nassau and Suffolk Counties, New York.
- **Do not** exceed 1 fl oz (0.0156 lb ai/A) of Butyrac per acre in mixture with Reflex Herbicide.
- Do not apply a second application of Reflex Herbicide or other fomesafen containing product as crop injury or illegal residues may occur in harvested crops.

U.S. Label

ROTATIONAL CROP RESTRICTIONS

The following rotational crops may be planted after applying Reflex Herbicide at directed rates:

Rotational Crops	Planting Time From Last Reflex Herbicide Application
Bean, Dry Bean, Snap Cotton Potato Soybean Soybean, Succulent (edamame)	0 months
Bean, Lima Pea, Succulent Peanut Small Grains including Wheat, Barley, Rye	4 months
Corn, Field Corn, Seed Corn, Sweet ⁵ Pepper (transplanted) ¹ Popcorn ⁴ Pumpkin ² Rice Tomato (transplanted) ¹ Watermelon ²	10 months
Bean, Succulent (other than edamame, snap bean and lima bean) Cantaloupe ² Cucumber ² Edible-podded beans and peas not otherwise specified in this table Eggplant Pea, Dry Pepper, (direct-seeded) Squash ² Sweet Potato Tomato (direct-seeded)	12 months
Sorghum ³	18 months
All other crops not listed above	18 months

¹ 4 months in Region 1

² 8 months in Region 1

³ 10 months in Region 1

U.S. Label

⁴ 12 months in the states of Ohio, Kentucky, Illinois, Indiana, Iowa, and Regions 4 and 4a when applied at rates of 1 pint per acre or more

⁵ 18 months in the states of Connecticut, Maine, Massachusetts, New Hampshire, New York, Rhode Island, Vermont and Region 5

Restriction: Do not graze rotated small grain crops for harvest forage or straw for livestock.

PRECAUTIONS

- Thoroughly clean the spray system with water and a commercial tank cleaner before and after each use.
- Tank mixes of Reflex Herbicide with other pesticides, fertilizers or any other additives except as specified on this label may result in tank-mix incompatibility, unsatisfactory performance or unsatisfactory crop injury.
- Avoid overlapping spray swaths, as injury may occur to rotational crops.
- To provide adequate coverage, it is advised that ground speed not exceed 10 mph during application.
- Crops other than those labeled may be severely injured by drift.

Replanting

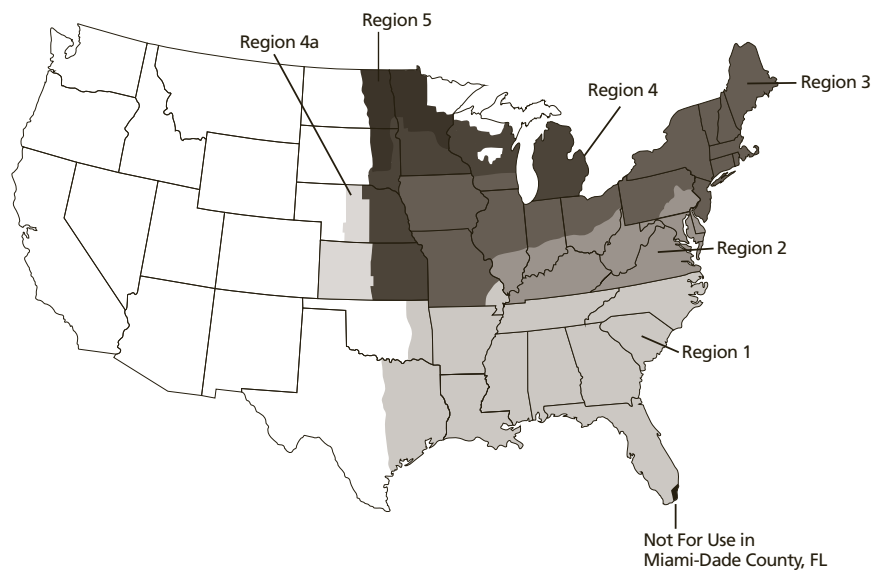
If replanting is necessary in fields previously treated with Reflex Herbicide, the field may be replanted to cotton, dry beans, potatoes, snap beans or soybeans. During replanting, a minimum of tillage is advised to preserve the herbicide barrier for effective weed control. If tank-mix combinations were used, refer to product labels for any additional replanting instructions.

U.S. Label

REFLEX HERBICIDE - USE RATES AND WEEDS CONTROLLED

REFER TO MAP FOR DEFINITION OF SPECIFIED
GEOGRAPHIC REGIONS

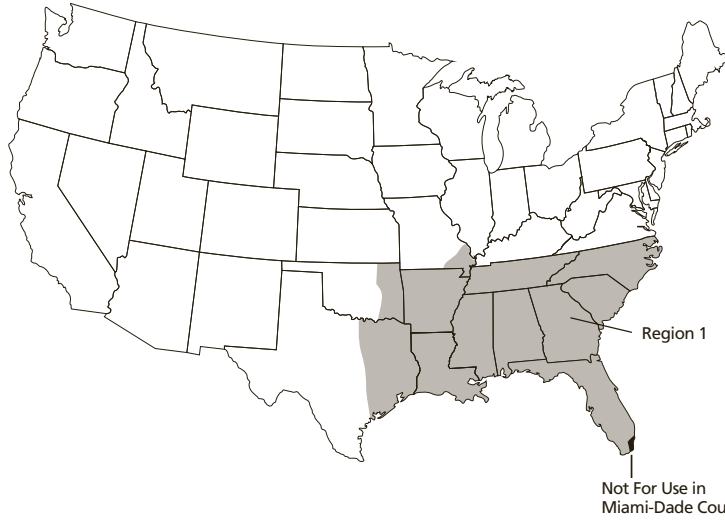
REFLEX HERBICIDE REGIONAL USE MAP



Refer to crop specific application directions in this label for specific application information for each crop in each region including the maximum yearly application rate, maximum number of applications, pre-harvest and retreatment interval.

U.S. Label

REGION 1 (Maximum Rate 1.5 pt/A (0.375 lb ai/A) per year)

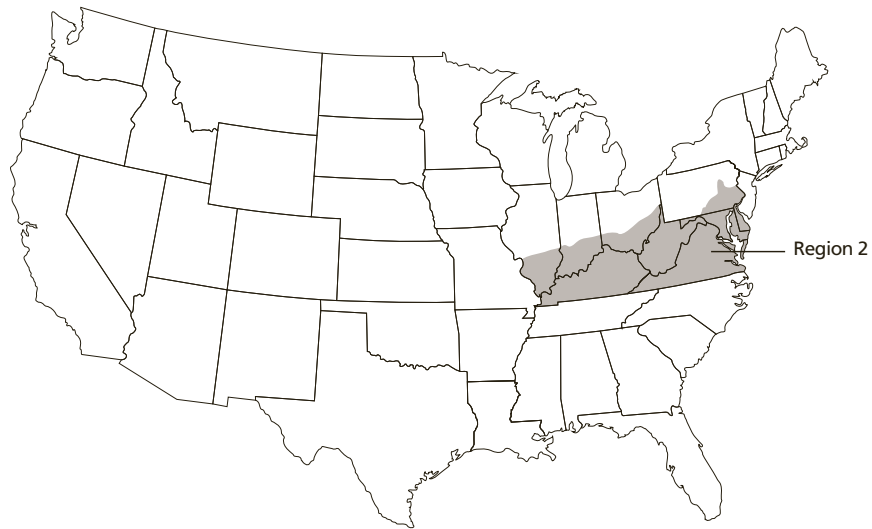


Includes the following states or portion of states where Reflex Herbicide may be applied:		
Region 1	Alabama	All areas.
	Arkansas	All areas.
	Florida	All areas except for Miami-Dade County.
	Georgia	All areas.
	Louisiana	All areas.
	Mississippi	All areas.
	Missouri	Counties of Bollinger, Butler, Cape Girardeau, Dunklin, Madison, Mississippi, New Madrid, Pemiscot, Perry, Ripley, Scott, Stoddard and Wayne.
	North Carolina	All areas.
	Oklahoma	All areas east of U.S. Highway 75 and East of Indian Nation Parkway.
	South Carolina	All areas.
	Tennessee	All areas.
	Texas	All areas east of U.S. Highway 77 to State Road 239, including all of Calhoun County.

Refer to crop specific application directions in this label for specific application information for each crop in each region including the maximum yearly application rate, maximum number of applications, pre-harvest interval and retreatment interval.

U.S. Label

REGION 2 (Maximum Rate 1.5 pt/A (0.375 lb ai/A), alternate years)



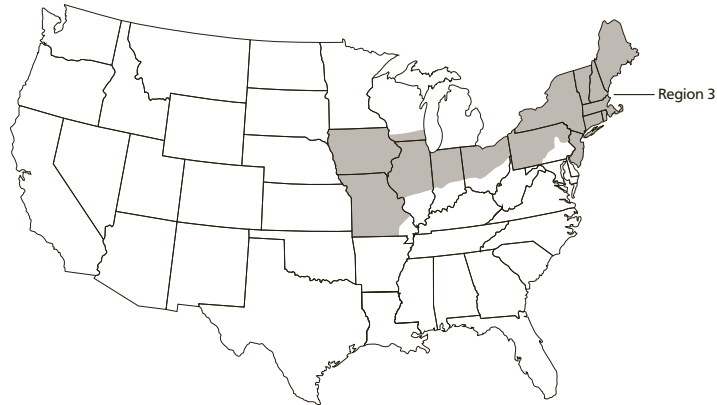
Includes the following states or portion of states where Reflex Herbicide may be applied:

Region 2	Delaware	All areas.
	Illinois	All areas south of Interstate 70.
	Indiana	All areas south of Interstate 70.
	Kentucky	All areas.
	Maryland	All areas.
	Ohio	All areas south of Interstate 70.
	Pennsylvania	All areas south of Interstate 80 to the intersection of U.S. Highway 15 and east of U.S. Highway 15 and U.S. Highway 522.
	Virginia	All areas.
	West Virginia	All areas.

Refer to crop specific application directions in this label for specific application information for each crop in each region including the maximum yearly application rate, maximum number of applications, pre-harvest interval and retreatment interval.

U.S. Label

REGION 3 (Maximum Rate 1.25 pt/A (0.313 lb ai/A), alternate years)

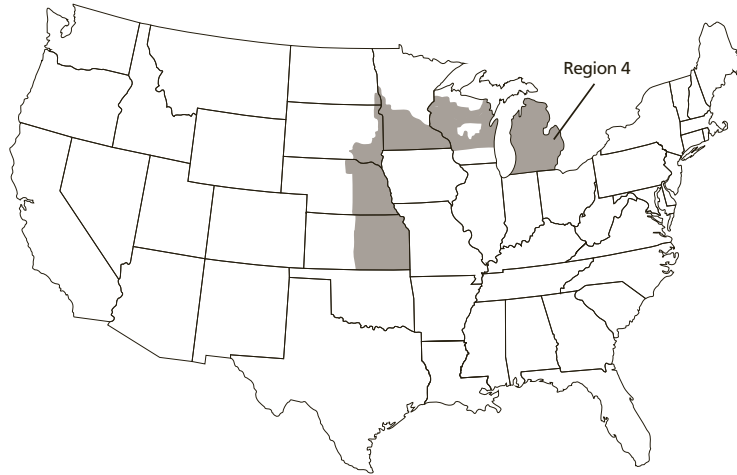


Includes the following states or portion of states where Reflex Herbicide may be applied:		
Region 3	Connecticut	All areas.
	Illinois	All areas north of Interstate 70.
	Indiana	All areas north of Interstate 70.
	Iowa	All areas.
	Maine	All areas.
	Massachusetts	All areas.
	Missouri	All counties except for those listed in Region 1.
	Ohio	All areas north of Interstate 70.
	New Hampshire	All areas.
	New Jersey	All areas.
	New York	All areas. Do not use on potatoes in Nassau and Suffolk counties, New York.
	Pennsylvania	All areas except those listed in Region 2.
	Rhode Island	All areas.
	Vermont	All areas.
Wisconsin	All areas south of U.S. Highway 18 between Prairie Du Chien and Madison, and south of Interstate 94 between Madison and Milwaukee.	

Refer to crop specific application directions in this label for specific application information for each crop in each region including the maximum yearly application rate, maximum number of applications, pre-harvest interval and retreatment interval.

U.S. Label

REGION 4 (Maximum Rate 1 pt/A (0.25 lb ai/A), alternate years)



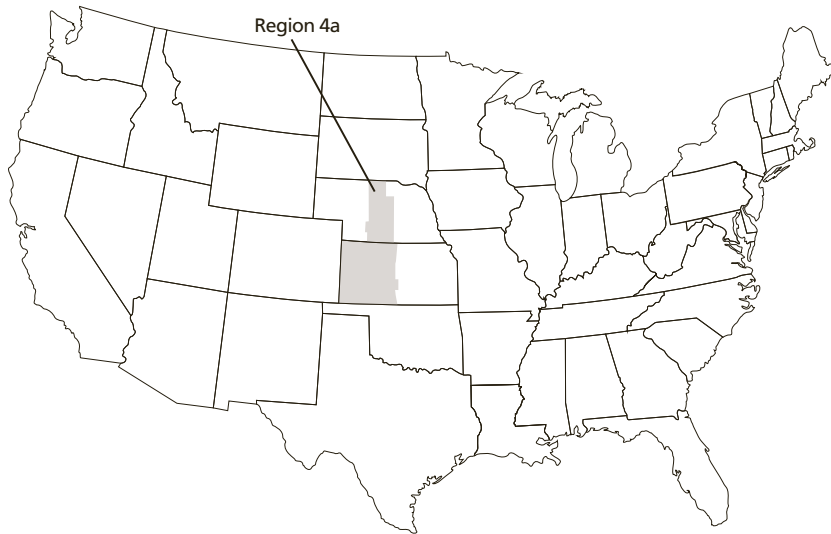
Includes the following states or portion of states where Reflex Herbicide may be applied:

Region 4	Kansas	All counties east of or intersected by U.S. Highway 281.
	Michigan	Southern Peninsula.
	Minnesota	All areas south of Interstate 94.
	Nebraska	All counties east of or intersected by U.S. Highway 281.
	North Dakota	All areas east of Interstate 29 from Fargo south to the South Dakota state line.
	South Dakota	All areas east of Interstate 29 from the North Dakota state line to Watertown, all areas east of Highway 81 from Watertown to Madison and all areas east and south of State Road 34 and U.S. Highway 281 to the Nebraska state line.
	Wisconsin	All areas south of Interstate 94 (except those in Region 3) from Minnesota state line to Eau Claire and south of U.S. Highway 29 from Eau Claire to Green Bay plus Barron, Burnett, Chippewa, Clark, Door, Dunn, Eau Claire, Langlade, Lincoln, Kewaunee, Marathon, Marinette, Menominee, Oconto, Polk, Price, Rusk, Sawyer, Shawano, St. Croix, Taylor, and Washburn counties. The following counties are excluded: Adams, Marquette, Portage, Waupaca, Waushara and Wood.

Refer to crop specific application directions in this label for specific application information for each crop in each region including the maximum yearly application rate, maximum number of applications, pre-harvest interval and retreatment interval.

U.S. Label

REGION 4a (Maximum Rate 1 pt/A (0.25 lb ai/A), Alternate Years*)



Includes the following portions of states where
Reflex Herbicide may be applied:

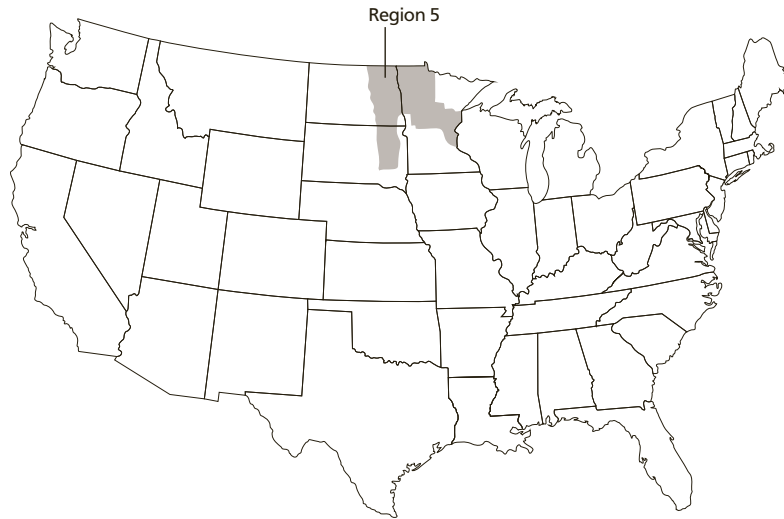
Region 4a	Kansas	All areas west of U.S. Highway 281 to the Colorado state line.
	Nebraska	All areas that intersect west of U.S. Highway 281 and east of U.S. Highway 83.

Refer to crop specific application directions in this label for specific application information for each crop in each region including the maximum yearly application rate, maximum number of applications, pre-harvest interval and retreatment interval.

***Note: Refer to the Use Precautions section for additional requirements that must be followed to use Reflex Herbicide in Region 4a.**

U.S. Label

REGION 5 (Maximum Rate 0.75 pt/A (0.1875 lb ai/A), alternate years)



Includes the following states or portion of states where Reflex Herbicide may be applied:		
Region 5	Minnesota	All areas south of U.S. Highway 2 (except those areas in Region 4), plus Betrami, Clearwater, Lake of the Woods, Kittson, Marshall, Pennington, Polk, Red Lake, and Roseau.
	North Dakota	All areas east of U.S. Highway 281, except those areas in Region 4.
	South Dakota	All areas east of U.S. Highway 281, except those areas in Region 4.

Refer to crop specific application directions in this label for specific application information for each crop in each region including the maximum yearly application rate, maximum number of applications, pre-harvest interval and retreatment interval.

U.S. Label

WEEDS CONTROLLED

Table 1. Weeds controlled or partially controlled* by preplant surface or preemergence application of Reflex Herbicide at 1 to 1.5 pt/A (0.25 – 0.375 lb ai/A)¹

Broadleaf Weeds Controlled	Soil Texture	Organic Matter
Amaranth, Palmer	All soil types	Up to 5%
Croton, Tropic ²		
Eclipta		
<i>Galinsoga</i> spp.		
Lambsquarters, Common		
Morningglory, Smallflower		
Nightshade, Black		
Nightshade, Eastern Black		
Pigweed, Redroot		
Pigweed, Smooth		
Poinsettia, Wild		
Purslane, Common		
Ragweed, Common ²		
Sida, Prickly ²		
Starbur, Bristly		
Broadleaf Weeds Partially Controlled*		
Anoda, Spurred		
Cocklebur, Common		
Morningglory, Entireleaf		
Morningglory, Ivyleaf		
Morningglory, Pitted		
Morningglory, Red/Scarlet		
Morningglory, Tall		
Nightshade, Hairy		
Ragweed, Giant		
Waterhemp, Common		
Sedges Partially Controlled*		
Nutsedge, Yellow		

*Partial control means significant activity, but not always at a level considered acceptable for commercial weed control.

¹Use the higher end of the rate range when heavy weed populations are anticipated.

²Rates less than 1.5 pt/A (0.25 – 0.375 lb ai/A) will provide only partial control of this weed.

U.S. Label

Table 2. Weeds controlled or partially controlled* by postemergence application of Reflex Herbicide

Weed	Reflex Herbicide Rate (pt/A) (lb ai/A) Maximum Growth Stage Controlled At			
	0.75 pt/A (0.1875 lb ai/A) No. of True Leaves	1 pt/A (0.25 lb ai/A) No. of True Leaves	1.25 pt/A (0.313 lb ai/A) No. of True Leaves	1.5 pt/A (0.375 lb ai/A) No. of True Leaves
Anoda, Spurred	--	--	--	2
Balloonvine	--	--	2 ^c	2
Carpetweed	--	6" Diameter Size	Multi-leaf 6" Diameter	Unlimited Size
Citron (Wild Watermelon)	--	2	2	4
Cocklebur, Common ^{a,b}	--	--	2	4
Copperleaf, Hophornbeam	--	2	2	4
Copperleaf, Virginia	--	2	2	4
Crotalaria, Showy	--	4	4	6
Croton, Tropic	--	2	2	4
Cucumber, Volunteer	--	4	4	6
Eclipta	--	2	2	4
Groundcherry, Cutleaf	--	4	4	6
Hemp ^b	--	--	4	6
Horsenettle ^b	--	2 ^c	3 ^c	4 ^c
Jimsonweed	2	4	6	8
Ladysthumb	--	2	2	4
Lambsquarters, Common ^c	--	2	2	2
Mexicanweed	--	2 ^c	2 ^c	2

U.S. Label

Weed	Reflex Herbicide Rate (pt/A) (lb ai/A) Maximum Growth Stage Controlled At			
	0.75 pt/A (0.1875 lb ai/A) No. of True Leaves	1 pt/A (0.25 lb ai/A) No. of True Leaves	1.25 pt/A (0.313 lb ai/A) No. of True Leaves	1.5 pt/A (0.375 lb ai/A) No. of True Leaves
Morningglory				
Cypressvine	--	4	4	6
Entireleaf var.	2 ^c	2	2	4
Ivyleaf	2 ^c	2	2	4
Purple Moonflower	--	2	4	4
Red (Scarlet)	--	2	2	4
Smallflower	--	2	2	4
Pitted (Smallwhite)	--	4	4	4
Tall (Common)	2 ^c	2	2	3
Palmleaf (Willowleaf)	--	2	2	4
Mustard, Wild	2	4	6	8
Nightshade, Black	2	4	4	4
Nutsedge, Yellow	--	--	--	Suppression Only
Pigweed				
Amaranth, Palmer	2 ^c	4	4	6
Amaranth, Spiny	2 ^c	2	2	4
Redroot	2 ^c	4	6	6
Smooth	2 ^c	4	4	6
Poinsettia, Wild	--	--	--	3
Purslane, Common	--	Multi-Leaf 6" Diameter	Multi-Leaf 6" Diameter	Multi-Leaf 8" Diameter

continued...

U.S. Label

Table 2. Weeds controlled or partially controlled* by postemergence application of Reflex Herbicide (continued)

Weed	Reflex Herbicide Rate (pt/A) (lb ai/A) Maximum Growth Stage Controlled At			
	0.75 pt/A (0.1875 lb ai/A) No. of True Leaves	1 pt/A (0.25 lb ai/A) No. of True Leaves	1.25 pt/A (0.313 lb ai/A) No. of True Leaves	1.5 pt/A (0.375 lb ai/A) No. of True Leaves
Pusley, Florida	--	--	--	2
Ragweed, Common	2	4	4	6
Ragweed, Giant ^b	--	--	4	4
Redweed	--	--	--	3 ^c
Sesbania, Hemp	--	6	6	12
Sicklepod	--	--	--	Cotyledon ^c
Sida, Prickly	--	--	--	Cotyledon ^c
Smartweed, Pennsylvania	2 ^c	4	4	6
Smellmelon	--	--	--	2
Spurge, Prostrate	--	--	--	1" Diameter ^c
Spurge, Spotted	--	--	--	2 ^c
Starbur, Bristly	--	2	2	4
Sunflower, Common	--	--	--	2
Velvetleaf ^b	--	--	2	4
Venice Mallow	2	4	4	6
Witchweed	--	Multi-leaf Up to 7"	Multi-leaf Up to 7"	Multi-leaf Up to 10"
Waterhemp, Common	2 ^c	2	2	4
Waterhemp, Tall	2 ^c	2	2	4
Yellow Rocket	2	4	6	6

*Partial control means significant activity, but not always at a level considered acceptable for commercial weed control.

^aDo not apply in cotyledon stage.

^bFor effective control of this weed it is necessary to use 1% MSO and 2.5% UAN v/v as an adjuvant in Regions 2 and 3 (soybeans only).

^cPartial control.

U.S. Label

SPECIAL USE DIRECTIONS FOR ADDITIONAL WEED PROBLEMS

Partial Control* of Annual Grasses

The grasses listed below may be partially controlled by preemergence applications of Reflex Herbicide at 1-1.5 pt/A (0.25 – 0.375 lb ai/A).

- Crabgrass
- Goosegrass
- Panicum, Texas
- Signalgrass, Broadleaf

The grasses listed below may be partially controlled by postemergence applications of Reflex Herbicide at 1-1.5 pt/A (0.25 – 0.375 lb ai/A).

- Barnyardgrass
- Signalgrass, Broadleaf
- Crabgrass
- Foxtail
 - Giant
 - Green
 - Yellow
- Goosegrass
- Johnsongrass, Seedling
- Panicum, Fall
- Panicum, Texas

Partial Control* of Perennial Weeds

Use of Reflex Herbicide postemergence at rates of 1-1.5 pt/A (0.25 – 0.375 lb ai/A) will aid in suppressing the above-ground portions of the weeds listed below until crop canopy can assist in suppression. Perennial weeds continue to regrow from underground rootstocks even if above-ground foliage is temporarily controlled or retarded. Even though Reflex Herbicide and crop competition can suppress perennial weeds for a growing season, the rootstocks will continue to live and reestablishment will occur in subsequent years.

- Milkweed, Climbing
- Milkweed, Honeyvine
- Bindweed, Field
- Bindweed, Hedge
- Trumpetcreeper

*Partial control means significant activity, but not always at a level considered acceptable for commercial weed control.

CROP USE DIRECTIONS

COTTON

Preemergence Application to Coarse-Textured Soils

Apply Reflex Herbicide at 1-1.5 pt/A (0.25 – 0.375 lb ai/A) as a preemergence application to coarse textured soils (sandy loam, loamy sand, sandy clay loam) only. Refer to Table 1 for a list of weeds controlled or partially controlled.

Restrictions

- **Do not** apply as a preemergence application to medium or fine-textured soils as crop injury will likely occur.

Preplant Surface Application to Medium or Fine-Textured Soils

Apply Reflex Herbicide at 1 pt/A (0.25 lb ai/A) as a preplant surface application to medium or fine-textured soils (i.e., soil types heavier than coarse-textured soils) up to 21 days prior to planting cotton. Apply after the last tillage operation is completed. Refer to Table 1 for a list of weeds controlled or partially controlled.

Refer to Reflex Herbicide Regional Use Map for the maximum rate of Reflex Herbicide (or other formefesafen containing products) that may be applied in each geographic region.

- **Do not** exceed 1 pt/A per year (0.25 lb ai/A/year) of Reflex Herbicide on medium or fine-textured soils.
- **Do not apply more than 1 pt/A in a single application (0.25 lb ai/A/year).**
- **Do not** make more than one application per year.
- **Do not** apply Reflex Herbicide over the top of emerged cotton as unacceptable cotton injury will occur.

To avoid severe crop injury, the following directions must be followed when application is made to medium or fine-textured soils:

- After Reflex Herbicide application, a minimum of 0.5 inch of rainfall or overhead irrigation must occur before planting cotton.
- Cotton must be planted at least 0.75 inch in depth.
- Avoid overlapping spray swaths.
- **Do not** disturb or re-work the seedbed following application.

The use of an in-furrow or seed applied fungicide will assist with seedling establishment and development.

Cotton plants are generally unaffected by preplant surface or preemergence applications of Reflex Herbicide when applied at specified rates and application use directions. Some crinkling or spotting of cotton foliage or stunting may occur, but cotton plants normally outgrow these effects and develop normally. Cotton foliage is sensitive to Reflex Herbicide.

U.S. Label

Reflex Herbicide Tank Mixes for Preplant Surface or Preemergence Application

To broaden the weed control spectrum, Reflex Herbicide may be tank mixed with other preemergence herbicides including Caparol®, Cotoran®, Direx®, Karmex®, Solicam®, or Staple®. For control of emerged weeds, Reflex Herbicide may be tank mixed with a burndown herbicide including dicamba, Gramoxone® brands or glyphosate brands (including Roundup®) labeled in cotton.

It is the pesticide user's responsibility to ensure that all products are registered for the intended use. Read and follow the applicable restrictions and limitations and directions for use on all product labels involved in tank mixing. Users must follow the most restrictive directions for use and precautionary statements of each product in the tank mixture.

Post-Directed Application (All Soil Types)

Apply Reflex Herbicide in emerged cotton as a post-directed treatment using precision post-directed, hooded or shielded application equipment to provide complete coverage of emerged weeds. Apply Reflex Herbicide at 1-1.5 pt/A (0.25 – 0.375 lb ai/A) in a minimum of 10 gallons spray solution per acre. Applications may be made broadcast or banded. Post-directed applications of Reflex Herbicide will provide contact control of labeled emerged weeds and residual preemergence control of labeled weeds (once activated by rainfall or irrigation). Refer to the **Weeds Controlled** section for a list of weeds controlled, specified application rates, weed growth stages, and application directions.

Reflex Herbicide must be applied with a non-ionic surfactant at 0.25 to 0.5% v/v, or crop oil concentrate at 1% v/v to emerged weeds.

Restriction: Do not add liquid nitrogen (28-32%) to Reflex Herbicide, or Reflex Herbicide tank mixes in cotton.

To broaden the weed control spectrum, post-directed applications of Reflex Herbicide may be tank mixed with other labeled post-directed herbicides including Caparol, Direx, Dual Magnum®, Envoke®, Karmex, Sequence®, or Suprend®. When applied with hooded or shielded sprayers, Reflex Herbicide and Reflex Herbicide tank mixes may be applied with burndown products including Gramoxone brands, Sequence or glyphosate brands (including Roundup) labeled for in crop application in cotton.

U.S. Label

It is the pesticide user's responsibility to ensure that all products are registered for the intended use. Read and follow the applicable restrictions and limitations and directions for use on all product labels involved in tank mixing. Users must follow the most restrictive directions for use and precautionary statements of each product in the tank mixture.

Cotton foliage is sensitive to Reflex Herbicide applications. Avoid contact to cotton foliage as unacceptable injury will occur. Application equipment must be calibrated (spray pressure, nozzle type and configuration, and orifice size) to avoid fine spray droplets contacting green cotton stems and foliage.

Post-Directed Application Timing in Cotton

Reflex Herbicide may be applied to cotton at least 6 inches in height through layby as a post-directed application. All post-directed applications must avoid spray contact with any green non-barked parts of the cotton plant or foliage as unacceptable injury will occur. Follow the application timing directions below for post-directed applications in cotton.

Shield and Hooded Applications

Make a precision post-directed Reflex Herbicide application to the base of the cotton plant avoiding contact with the cotton stem or foliage when cotton is at least 6 inches in height to avoid cotton injury. Use only hooded or shielded spray equipment to apply Reflex Herbicide in cotton that is 6 inches to 12 inches in height. Adjust nozzles to provide full coverage of emerged target weeds.

Layby Applications

Make a post-directed Reflex Herbicide application to the base of the cotton plant avoiding contact with any non-barked portion of the cotton plant or foliage. Use precision post-directed equipment or hooded or shielded sprayers on cotton that has developed a minimum of 4 inches of brown bark through layby. Application equipment must be configured to provide full coverage of emerged target weeds.

U.S. Label

Use Restrictions - Cotton

Do not apply more than the maximum rates and number of applications of Reflex Herbicide to cotton in each geographic region (refer to the Reflex Herbicide Regional Use Map) specified in the following table.

Use Restrictions for Cotton					
Region	Soil Texture	Maximum Single Application Reflex Rate (pt/A)	Maximum Single Application Reflex Rate (lb fomesafen/A/year)	Maximum Number Applications	Minimum PHI (days)
1	Coarse	1.5	0.375	1 per year	70
	Medium to Fine	1	0.25		
2	Coarse	1.5	0.375	1 every other year	70
	Medium to Fine	1	0.25		
3	Coarse	1.25	0.313	1 every other year	70
	Medium to Fine	1	0.25		
4	Coarse	1	0.25	1 every other year	70
	Medium to Fine				
4a	Not allowed				
5	Not allowed				

Special Use Directions for the Suppression of Woollyleaf Bursage (Lakeweed), *Ambrosia grayi*, in Texas

Apply Reflex Herbicide to cultivated areas of cropland in the fall or spring as a spot treatment at a rate of 1.5 pints per acre and incorporate to a depth of 2-3 inches for suppression of woollyleaf bursage. Make applications with ground equipment.

The use of adjuvants, as specified under the **Spray Additives** section, will significantly improve the initial burndown of any emerged woollyleaf bursage, but this effect is only temporary. Therefore, an adjuvant may be used if desired, but is not necessary.

U.S. Label

Significant suppression may not be seen until 6-8 months after application, but must then continue for at least 2 years after application. Cotton or soybeans may be planted in treated areas. Under certain conditions, significant damage may occur to cotton planted within 18 months of application. A 3-year interval from last application to planting is required for all other crops.

Restriction: If two consecutive year applications of Reflex Herbicide are made, allow a 2-year interval before another application.

DRY BEANS (chickpea, garbanzo bean, sweet lupine, white sweet lupine, white lupine, grain lupine, kidney bean, lima bean, mung bean, navy bean, pinto bean, snap bean, waxbean, broad bean, fava bean, asparagus bean, black-eyed pea and cowpea) AND SNAP BEANS

Preplant Surface and Preemergence Application

Apply Reflex Herbicide as a preplant surface or preemergence application in Regions 1, 2, 3, and 4 only for control or partial control of the weeds listed in Table 1. Reflex Herbicide can be applied alone, or tank mixed or followed sequentially with other labeled dry bean or snap bean herbicides to broaden the weed control spectrum or control newly emerged weeds. Refer to the **Tank Mix and Sequential Application** section for additional information.

NOTE: Treated soil that is splashed onto newly emerged seedlings may result in temporary crop injury but plants normally outgrow these effects and develop normally.

Postemergence Application

Apply Reflex Herbicide as a postemergent broadcast application in Regions 1, 2, 3, 4 and 5 for control or partial control of the weeds listed in Table 2 and in the **Special Use Directions for Additional Weed Problems** section. Application rate depends on weed species and growth stage. Two applications may be made if necessary but not to exceed the maximum rate specified per geographic region. (Refer to map for definition of specified geographic regions). Refer to the **Spray Additives** section for advised spray additives. Use of crop oil concentrate can improve weed control but may slightly increase crop response. **Do not** use UAN (28-32%) or ammonium sulfate on dry beans or snap beans as severe crop injury may occur. Apply when dry beans or snap beans have at least one fully expanded trifoliolate leaf.

Reflex Herbicide can be applied alone or in tank mix with other labeled dry bean or snap bean postemergence herbicides to broaden the weed control spectrum. Refer to the **Tank Mix and Sequential Application** section.

U.S. Label

Some bronzing, crinkling or spotting of dry bean or snap bean leaves may occur following postemergence applications, but dry beans and snap beans soon outgrow these effects and develop normally.

Refer to Reflex Herbicide Regional Use Map for the maximum rate of Reflex Herbicide (or other formefesafen containing products) that may be applied per year or alternate year in each geographic region.

Tank Mix and Sequential Applications for Dry Beans and Snap Beans

Reflex Herbicide can be used sequentially or in tank mix with the following products:

Dry Beans and Snap Beans

Assure II®
Basagran®
Dual Magnum
Eptam®
Poast®
Prowl®
Pursuit®
Raptor®
Treflan™

Dry Beans Only

Frontier®
Select®
Sonalan®

Under certain conditions, the mixture of Reflex Herbicide with one or more of the above mentioned broadleaf herbicides may cause a reduction in activity of any postemergence grass herbicide in the mixture.

For sequential applications allow 2-3 days after the application of the postemergence grass herbicide before applying Reflex Herbicide or Reflex Herbicide mixtures. Where Reflex Herbicide or the Reflex Herbicide mixture is applied first, apply the grass herbicide when the grass weeds begin to develop new leaves (generally around 7 days).

NOTE: Tank-mix applications can result in increased crop injury as compared to either product used alone.

It is the pesticide user's responsibility to ensure that all products are registered for the intended use. Read and follow the applicable restrictions and limitations and directions for use on all product labels involved in tank mixing. Users must follow the most restrictive directions for use and precautionary statements of each product in the tank mixture.

U.S. Label

Product Use Restrictions – Dry Beans and Snap Beans

- **Do not** apply to any field in Regions 2, 3, 4 or 5 more than once every other year.

For snap beans:

- **Do not** apply more than the maximum rates and number of applications of Reflex Herbicide to snap beans in each geographic region (refer to the Reflex Herbicide Regional Use Map) specified in the following table.

Use Restrictions for Snap Beans				
Region	Maximum Single Application Reflex Rate (pt/A)	Maximum Single Application Reflex Rate (lb fomesafen/A/year)	Maximum Number Applications	PHI (days)
1	1.5	0.375	1 per year	30
2	1.5	0.375	1 every other year	30
3	1.25	0.313	1 every other year	30
4	1	0.25	1 every other year	30
4a	Not allowed			
5	0.75	0.1875	1 every other year	30
<ul style="list-style-type: none">• Do not graze treated areas or harvest for forage or hay.• Do not utilize hay or straw for animal feed or bedding.				

U.S. Label

For dry beans:

- Do not apply more than the maximum rates and number of applications of Reflex Herbicide to dry beans in each geographic region (refer to the Reflex Herbicide Regional Use Map) specified in the following table.

Use Restrictions for Dry Beans				
Region	Maximum Single Application Reflex Rate (pt/A)	Maximum Single Application Reflex Rate (lb fomesafen/A/year)	Maximum Number Applications	PHI (days)
1	1.5	0.375	1 per year	45
2	1.5	0.375	1 every other year	45
3	1.25	0.313	1 every other year	45
4	1	0.25	1 every other year	45
4a	Not allowed			
5	0.75	0.1875	1 every other year	45

- Do not graze animals on green forage or stubble
- Do not utilize hay or straw for animal feed or bedding.

POTATOES

Apply Reflex Herbicide at 1 pint/A as a broadcast preemergence application after planting but before potato emergence for control or partial control of weeds listed in Table 1. Effectiveness will be reduced if later cultural practices expose untreated soil. For application by center pivot irrigation, see the Center Pivot Irrigation Application section of this label.

Note: Potato varieties may vary in their response to Reflex Herbicide. When using Reflex Herbicide for the first time on a particular variety, always determine crop sensitivity before using.

Refer to Reflex Herbicide Regional Use Map for the maximum rate of Reflex Herbicide (or other fomesafen containing products) that may be applied per year or alternate year in each geographic region.

Tank Mixtures with Other Products Registered for Use in Potatoes

For preemergence applications in potatoes, Reflex Herbicide may be tank mixed with other pesticide products registered for use in this way and timing in potatoes. If you have no previous experience mixing these products under your conditions, perform a compatibility test before attempting large-scale mixing (see **Tank Mix Compatibility Test** section of this label).

U.S. Label

Product Use Restrictions – Potatoes

- **Do not** apply more than the maximum rates and number of applications of Reflex Herbicide to potatoes in each geographic region (refer to the Reflex Herbicide Regional Use Map) specified in the following table.

Use Restrictions for Potatoes				
Region	Maximum Single Application Reflex Rate (pt/A)	Maximum Single Application Reflex Rate (lb fomesafen/A/year)	Maximum Number Applications	PHI (days)
1	1	0.25	1 per year	70
2	1	0.25	1 every other year	70
3	1	0.25	1 every other year	70
4	1	0.25	1 every other year	70
4a	Not allowed			
5	Not allowed			
<ul style="list-style-type: none"> • Do not apply Reflex Herbicide as a pre-plant incorporated application in potatoes or crop injury may occur. • Do not apply to emerged potato plants or severe crop injury will occur. • Do not use on potatoes in Nassau and Suffolk Counties, New York. 				

SOYBEANS

Preplant Surface and Preemergence Application

Apply Reflex Herbicide as a preplant surface or preemergence application in Regions 1, 2, 3, and 4 only for control or partial control of the weeds listed in Table 1. Reflex Herbicide can be applied alone or tank mixed or followed sequentially with other labeled soybean herbicides to broaden the weed control spectrum or control newly emerged weeds. Refer to the **Tank Mix and Sequential Application** section for additional information.

For control of emerged weeds, Reflex Herbicide may be tank mixed with a burndown herbicide including Gramoxone brands or glyphosate brands (including Roundup) labeled in soybeans. It is the pesticide user's responsibility to ensure that all products are registered for the intended use. Read and follow the applicable restrictions and limitations and directions for use on all product labels involved in tank mixing. Users must follow the most restrictive directions for use and precautionary statements of each product in the tank mixture. In reduced tillage plantings, Reflex Herbicide can be applied up to 14 days prior to planting or at planting with a burndown herbicide.

U.S. Label

Postemergence Application

Apply Reflex Herbicide as a postemergence broadcast application in Regions 1, 2, 3, 4 and 5 for control or partial control of weeds listed in Table 2 and in the **Special Use Directions for Additional Weed Problems** section. Application rate depends on weed species and growth stage. Refer to the **Spray Additives** section for advised spray additives. To enhance postemergence control of susceptible broadleaf weeds (**soybeans only**) in Regions 2, 3, 4 and 5 (see Reflex Herbicide Regional Use Map), Reflex Herbicide can be used with a minimum of 2.5% liquid nitrogen (28-32%) or a minimum of 10 pounds ammonium sulfate per 100 gallons of spray volume.

Reflex Herbicide can be applied alone or in combination with other labeled soybean postemergence herbicides to broaden the weed control spectrum. Refer to the **Tank Mix and Sequential Application** section.

Some bronzing, crinkling or spotting of soybean leaves may occur following postemergent applications, but soybeans soon outgrow these effects and develop normally.

Tank Mix and Sequential Applications for Soybeans

Reflex Herbicide can be used sequentially or in tank mix with one or more of the following products: Assure II, Basagran, Boundary®, Butyrac®, Classic®, Dual Magnum, Dual II Magnum®, FirstRate®, Fusilade® DX, Fusion®, Glyphosate (including Roundup or Glyphomax™), Gramoxone brands, Harmony® GT XP, Liberty® 280 SL Herbicide, Pursuit, Poast, Poast Plus®, Prowl, Raptor, Resource®, Select®, Sequence, and Scepter®.

Under certain conditions, the mixture of Reflex Herbicide with one or more of the above mentioned broadleaf herbicides may cause a reduction in activity of any postemergence grass herbicide in the mixture.

For sequential applications allow 2-3 days after the application of the postemergence grass herbicide before applying Reflex Herbicide or Reflex Herbicide mixtures. Where Reflex Herbicide or the Reflex Herbicide mixture is applied first, apply the postemergence grass herbicide when the grass weeds begin to develop new leaves (generally around 7 days).

U.S. Label

NOTE:

- Tank-mix applications can result in increased crop injury as compared to either product used alone.
- This tank mix can be applied postemergence to any soybean variety for additional broadleaf weed control.
- It is the pesticide user's responsibility to ensure that all products are registered for the intended use. Read and follow the applicable restrictions and limitations and directions for use on all product labels involved in tank mixing. Users must follow the most restrictive directions for use and precautionary statements of each product in the tank mixture.

Refer to Reflex Herbicide Regional Use Map for the maximum rate of Reflex Herbicide (or other formefafen containing products) that may be applied per year or alternate year in each geographic region.

Roundup Ready® Soybean Tank Mixes

Reflex Herbicide can be tank mixed with glyphosate products that are labeled for Roundup Ready soybeans for improved postemergence control of many weeds including morningglory spp., hemp sesbania, and black nightshade which glyphosate has difficulty controlling, but are susceptible to Reflex Herbicide.

Restriction: Do not allow this tank mix to move off target, as contact by even minute quantities can cause severe damage or death to any non-target vegetation.

NOTE: Postemergence application of this tank mix on soybean varieties which do not contain the Roundup Ready gene will result in severe crop injury or death of the soybean crop. It is the pesticide user's responsibility to ensure that all products are registered for the intended use. Read and follow the applicable restrictions and limitations and directions for use on all product labels involved in tank mixing. Users must follow the most restrictive directions for use and precautionary statements of each product in the tank mixture.

U.S. Label

Product Use Restrictions – Soybeans

- **Do not** apply more than the maximum rates and number of applications of Reflex Herbicide to soybeans in each geographic region (refer to the Reflex Herbicide Regional Use Map) specified in the following table.

Reflex Herbicide Use Restrictions for Soybeans				
Region	Maximum Single Application Reflex Rate (pt/A)	Maximum Single Application Reflex Rate (lb fomesafen/A/year)	Maximum Number Applications	PHI (days)
1	1.5	0.375	1 per year	45
2	1.5	0.375	1 every other year	45
3	1.25	0.313	1 every other year	45
4	1	0.25	1 every other year	45
4a	1	0.25	1 every other year	45
5	0.75	0.1875	1 every other year	45
<ul style="list-style-type: none"> • In Region 4a, do not make a Reflex Herbicide application later than June 20th. Cumulative rainfall plus overhead irrigation must total 15 inches from the period of Reflex Herbicide application to soybean crop maturity to allow planting of rotational crops listed in this label (refer to Rotational Crop Restrictions section). If the soybean crop is lost or the required cumulative rainfall plus irrigation is not received as outlined above, plant only soybeans the following growing season. 				
Do not graze treated areas or harvest for forage or hay.				

Succulent Soybean (Edamame)

Preplant Surface and Preemergence Applications

Apply Reflex Herbicide at 1-1.5 pt/A as a preplant surface or preemergence application only in Regions 1, 2, 3, and 4 in succulent vegetable soybean (edamame) or other food-grade soybeans. Refer to Table 1 for weeds controlled or partially controlled by preplant surface and preemergence applications. Refer to the **Reflex Herbicide Regional Use Map** for the maximum rate that may be applied in each geographic region.

NOTE: Treated soil that is splashed onto newly emerged seedlings may result in temporary crop injury but plants normally outgrow these effects and develop normally.

Refer to Reflex Herbicide Regional Use Map for the maximum rate of Reflex Herbicide (or other fomesafen containing products) that may be applied in each geographic region.

U.S. Label

Postemergence Application

Apply Reflex Herbicide as a postemergence broadcast application in Regions 1, 2, 3, 4 and 5 in succulent vegetable soybean (edamame) or other food-grade soybeans. Refer to Table 2 and **Special Use Directions for Additional Weed Problems** section for weeds controlled or partially controlled by postemergence applications. Application rate depends on weed species and growth stage. Refer to the **Reflex Herbicide Regional Use Map** for the maximum rate that may be applied in each geographic region. Apply when succulent vegetable soybean (edamame) has at least one fully expanded trifoliolate leaf. Refer to the **Spray Additives** section for advised spray additives. Use of crop oil concentrate can improve weed control but may slightly increase crop response. **Do not** use UAN (28-32%) or ammonium sulfate on succulent vegetable soybean (edamame).

Some bronzing, crinkling or spotting of leaves may occur following postemergence application, but succulent vegetable soybean (edamame) soon outgrow these effects and develop normally.

Tank Mixtures or Sequential Applications with Other Products Registered for Use in Succulent Soybean (Edamame)

Reflex Herbicide may be tank mixed or applied sequentially with other pesticide products registered for use in succulent vegetable soybean (edamame). It is the pesticide user's responsibility to ensure that all products are registered for the intended use. Read and follow the applicable restrictions and limitations and directions for use on all product labels involved in tank mixing. Users must follow the most restrictive directions for use and precautionary statements of each product in the tank mixture.

A jar test is advised prior to tank mixing to ensure Reflex Herbicide compatibility with mixture partners (see **Tank Mix Compatibility Test** section of this label).

NOTE: Tank mix applications can result in increased crop injury as compared to either product used alone.

U.S. Label

Use Restrictions – Succulent Soybean (Edamame)

- Do not apply more than the maximum rates and number of applications of Reflex Herbicide to succulent soybeans (edamame) in each geographic region (refer to the Reflex Herbicide Regional Use Map) specified in the following table.

Use Restrictions for Succulent Soybean (Edamame)				
Region	Maximum Single Application Reflex Rate (pt/A)	Maximum Single Application Reflex Rate (lb fomesafen/A/year)	Maximum Number Applications	PHI (days)
1	1.5	0.375	1 per year	30
2	1.5	0.375	1 every other year	30
3	1.25	0.313	1 every other year	30
4	1	0.25	1 every other year	30
4a	Not allowed			
5	0.75	0.1875	1 every other year	30
<ul style="list-style-type: none"> • Do not graze treated areas or harvest for forage or hay. • Do not utilize hay or straw for animal feed or bedding. 				

APPENDIX

Scientific names are listed for those weeds referred to in the Reflex Herbicide label.

COMMON NAME	SCIENTIFIC NAME
Amaranth, Palmer	<i>Amaranthus palmeri</i>
Amaranth, Spiny	<i>Amaranthus spinosus</i>
Anoda, Spurred	<i>Anoda cristata</i>
Balloonvine	<i>Cardiospermum halicacabum</i>
Barnyardgrass	<i>Echinochloa crus-galli</i>
Bindweed, Field	<i>Convolvulus arvensis</i>
Bindweed, Hedge	<i>Calystegia sepium</i>

continued...

U.S. Label

COMMON NAME	SCIENTIFIC NAME
Broadleaf Signalgrass	<i>Brachiaria platyphylla</i>
Carpetweed	<i>Mollugo verticillata</i>
Citron (Wild Watermelon)	<i>Citrullus vulgaris</i>
Cocklebur, Common	<i>Xanthium strumarium</i>
Copperleaf, Hophornbeam	<i>Acalypha ostryifolia</i>
Copperleaf, Virginia	<i>Acalypha virginica</i>
Crabgrass	<i>Digitaria</i> spp.
Crotalaria, Showy	<i>Crotalaria spectabilis</i>
Croton, Tropic	<i>Croton glandulosus</i>
Cucumber, Volunteer	<i>Cucumis sativas</i>
Eclipta	<i>Eclipta prostrata</i>
Foxtail, Giant	<i>Setaria faberi</i>
Foxtail, Green	<i>Setaria viridis</i>
Foxtail, Yellow	<i>Setaria glauca</i>
Goosegrass	<i>Eleusine indica</i>
Groundcherry, Cutleaf	<i>Physalis angulata</i>
Hemp	<i>Cannabis sativa</i>
Horsenettle	<i>Solanum carolinense</i>
Jimsonweed	<i>Datura stramonium</i>
Johnsongrass, Seedling	<i>Sorghum halepense</i>
Ladysthumb	<i>Polygonum persicaria</i>
Lambsquarters, Common	<i>Chenopodium album</i>
Mexicanweed	<i>Caperonia castaniifolia</i>
Milkweed, Climbing	<i>Sarcostemma cyanchoides</i>
Milkweed, Honeyvine	<i>Ampelamus albidus</i>

U.S. Label

COMMON NAME	SCIENTIFIC NAME
Morningglory	
Cypressvine	<i>Ipomoea quamoclit</i>
Entireleaf var.	<i>Ipomoea hederacea</i> var. <i>integriuscula</i>
Ivyleaf	<i>Ipomoea hederacea</i>
Purple Moonflower	<i>Ipomoea turbinata</i>
Red (Scarlet)	<i>Ipomoea coccinea</i>
Smallflower	<i>Jacquemontia tamnifolia</i>
Pitted (Smallwhite)	<i>Ipomoea lacunosa</i>
Tall (Common)	<i>Ipomoea purpurea</i>
Palmleaf (Willowleaf)	<i>Ipomoea wrightii</i>
Mustard, Wild	<i>Sinapis arvensis</i>
Nightshade, Black	<i>Solanum nigrum</i>
Nightshade, Eastern Black	<i>Solanum ptychanthum</i>
Nightshade, Hairy	<i>Solanum physalifolium</i>
Nutsedge, Yellow	<i>Cyperus esculentus</i>
Panicum, Fall	<i>Panicum dichotomiflorum</i>
Panicum, Texas	<i>Panicum texanum</i>
Pigweed, Amaranth	<i>Amaranthus palmeri</i>
Pigweed, Redroot	<i>Amaranthus retroflexus</i>
Pigweed, Smooth	<i>Amaranthus hybridus</i>
Poinsettia, Wild	<i>Euphorbia heterophylla</i>
Purslane, Common	<i>Portulaca oleracea</i>
Pusley, Florida	<i>Richardia scabra</i>
Ragweed, Common	<i>Ambrosia artemisiifolia</i>
Ragweed, Giant	<i>Ambrosia trifida</i>

continued...

U.S. Label

COMMON NAME	SCIENTIFIC NAME
Redweed	<i>Melochia corchorifolia</i>
Sesbania, Hemp	<i>Sesbania exaltata</i>
Sicklepod	<i>Senna obtusifolia</i>
Sida, Prickly	<i>Sida spinosa</i>
Signalgrass, Broadleaf	<i>Brachiaria platyphylla</i>
Smartweed, Pennsylvania	<i>Polygonum pennsylvanicum</i>
Smellmelon	<i>Cucumis melo</i>
Spurge, Prostrate	<i>Chamaesyce humistrata</i>
Spurge, Spotted	<i>Chamaesyce maculata</i>
Starbur, Bristly	<i>Acanthospermum hispidum</i>
Sunflower, Common	<i>Helianthus annuus</i>
Trumpet creeper	<i>Campsis radicans</i>
Velvetleaf	<i>Abutilon theophrasti</i>
Venice Mallow	<i>Hibiscus trionum</i>
Waterhemp, Common	<i>Amaranthus rudis</i>
Waterhemp, Tall	<i>Amaranthus tuberculatos</i>
Witchweed	<i>Striga asiatica</i>
Yellow Rocket	<i>Barbarea vulgaris</i>

STORAGE AND DISPOSAL

Do not contaminate water, food, or feed by storage or disposal.

Pesticide Storage

Store above 32°F in original containers only. If product freezes, return to room temperature and agitate to reconstitute. Keep container closed when not in use. Do not store near food or feed. In case of spill or leak on floor or paved surfaces, soak up with sand, earth or synthetic absorbent. Remove to chemical waste area.

U.S. Label

Pesticide Disposal

Pesticide wastes are acutely hazardous. Improper disposal of excess pesticide, spray mixture or rinsate is a violation of Federal Law. If these wastes cannot be disposed of by use according to label instructions, contact your State Pesticide or Environmental Control Agency, or the Hazardous Waste Representative at the nearest EPA Regional Office for guidance.

Container Handling [less than or equal to 5 gallons]

Non-refillable container. Do not reuse or refill this container. Triple rinse container (or equivalent) promptly after emptying. Triple rinse as follows: Empty the remaining contents into application equipment or a mix tank and drain for 10 seconds after the flow begins to drip. Fill the container $\frac{1}{4}$ full with water and recap. Shake for 10 seconds. Pour rinsate into application equipment or a mix tank or store rinsate for later use or disposal. Drain for 10 seconds after the flow begins to drip. Repeat this procedure two more times. Then offer for recycling if available or puncture and dispose of in a sanitary landfill, or by incineration, or by other procedures approved by state and local authorities.

Container Handling [greater than 5 gallons]

Non-refillable container. Do not reuse or refill this container. Triple rinse container (or equivalent) promptly after emptying. Triple rinse as follows: Empty the remaining contents into application equipment or a mix tank. Fill the container $\frac{1}{4}$ full with water. Replace and tighten closures. Tip container on its side and roll it back and forth, ensuring at least one complete revolution, for 30 seconds. Stand the container on its end and tip it back and forth several times. Turn the container over onto its other end and tip it back and forth several times. Empty the rinsate into application equipment or a mix tank or store rinsate for later use or disposal. Repeat this procedure two more times. Then offer for recycling if available or puncture and dispose of in a sanitary landfill, or by incineration, or by other procedures approved by state and local authorities.

continued...

U.S. Label

STORAGE AND DISPOSAL (*continued*)

Container Handling [greater than 5 gallons]

Refillable container. Refill this container with pesticide only. Do not reuse this container for any other purpose. Cleaning the container before final disposal is the responsibility of the person disposing of the container. Cleaning before refilling is the responsibility of the person refilling. To clean container before final disposal, empty the remaining contents from this container into application equipment or mix tank. Fill the container about 10 percent full with water. Agitate vigorously or recirculate water with the pump for 2 minutes. Pour or pump rinsate into application equipment or rinsate collection system. Repeat this rinsing procedure two more times. Then offer for recycling if available or puncture and dispose of in a sanitary landfill, or by incineration, or by other procedures approved by state and local authorities.

CONTAINER IS NOT SAFE FOR FOOD, FEED, OR DRINKING WATER.

CONDITIONS OF SALE AND LIMITATION OF WARRANTY AND LIABILITY

NOTICE: Read the entire Directions for Use and Conditions of Sale and Limitation of Warranty and Liability before buying or using this product. If the terms are not acceptable, return the product at once, unopened, and the purchase price will be refunded.

The Directions for Use of this product must be followed carefully. It is impossible to eliminate all risks inherently associated with the use of this product. Crop injury, ineffectiveness or other unintended consequences may result because of such factors as manner of use or application, weather or crop conditions, presence of other materials or other influencing factors in the use of the product, which are beyond the control of Syngenta Crop Protection, LLC or Seller. To the extent permitted by applicable law, Buyer and User agree to hold Syngenta and Seller harmless for any claims relating to such factors.



U.S. Label

SYNGENTA warrants that this product conforms to the chemical description on the label and is reasonably fit for the purposes stated in the Directions for Use, subject to the inherent risks referred to above, when used in accordance with directions under normal use conditions. To the extent permitted by applicable law: (1) this warranty does not extend to the use of the product contrary to label instructions, or under conditions not reasonably foreseeable to or beyond the control of Seller or SYNGENTA, and (2) Buyer and User assume the risk of any such use. **TO THE EXTENT PERMITTED BY APPLICABLE LAW, SYNGENTA MAKES NO WARRANTIES OF MERCHANTABILITY OR OF FITNESS FOR A PARTICULAR PURPOSE NOR ANY OTHER EXPRESS OR IMPLIED WARRANTY EXCEPT AS WARRANTED BY THIS LABEL.**

To the extent permitted by applicable law, in no event shall SYNGENTA be liable for any incidental, consequential or special damages resulting from the use or handling of this product. **TO THE EXTENT PERMITTED BY APPLICABLE LAW, THE EXCLUSIVE REMEDY OF THE USER OR BUYER, AND THE EXCLUSIVE LIABILITY OF SYNGENTA AND SELLER FOR ANY AND ALL CLAIMS, LOSSES, INJURIES OR DAMAGES (INCLUDING CLAIMS BASED ON BREACH OF WARRANTY, CONTRACT, NEGLIGENCE, TORT, STRICT LIABILITY OR OTHERWISE) RESULTING FROM THE USE OR HANDLING OF THIS PRODUCT, SHALL BE THE RETURN OF THE PURCHASE PRICE OF THE PRODUCT OR, AT THE ELECTION OF SYNGENTA OR SELLER, THE REPLACEMENT OF THE PRODUCT.**

SYNGENTA and Seller offer this product, and Buyer and User accept it, subject to the foregoing Conditions of Sale and Limitation of Warranty and Liability, which may not be modified except by written agreement signed by a duly authorized representative of SYNGENTA.

U.S. Label

Boundary®, Caparol®, Dual Magnum®,
Dual II Magnum®, Envoke®, Fusilade®,
Fusion®, Gramoxone®, Reflex®, Sequence®,
Solicam®, Suprend®, Touchdown®, the ALLIANCE FRAME 
the SYNGENTA Logo and the PURPOSE ICON 
are Trademarks of a Syngenta Group Company.

Assure II®, Classic®, Harmony®, Staple®, and Viton®
trademarks of E. I. du Pont de Nemours & Co., Inc.

Basagran®, Frontier®, Poast®, Poast Plus®, Prowl®, Pursuit®,
Raptor®, and Scepter® trademarks of BASF Ag Products

Butyrac® trademark of Albaugh Inc.

Resource® and Select® trademarks of Valent U.S.A. Corporation
Agricultural Products

Roundup Ready® and Roundup® trademarks of
Monsanto Company

FirstRate®, Glyphomax™, and Sonalan® trademarks of
Dow AgroSciences

Cotoran®, Direx® and Karmex® are trademarks of
ADAMA Group Company

Eptam® trademark of Gowan Company

Treflan™ trademark of UAP - Loveland Products, Inc.

Liberty® trademark of Bayer CropScience

©2019 Syngenta

For non-emergency (e.g., current product information) call
Syngenta Crop Protection at 1-800-334-9481.

Manufactured for:
Syngenta Crop Protection, LLC
P. O. Box 18300
Greensboro, North Carolina 27419-8300

**SCP 993A-L1S 0619
4109132**