

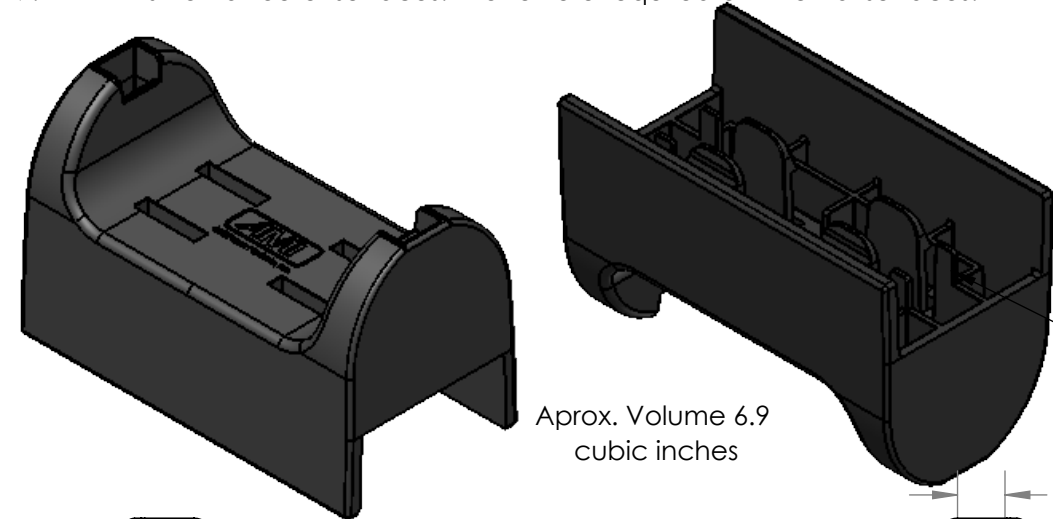
4

3

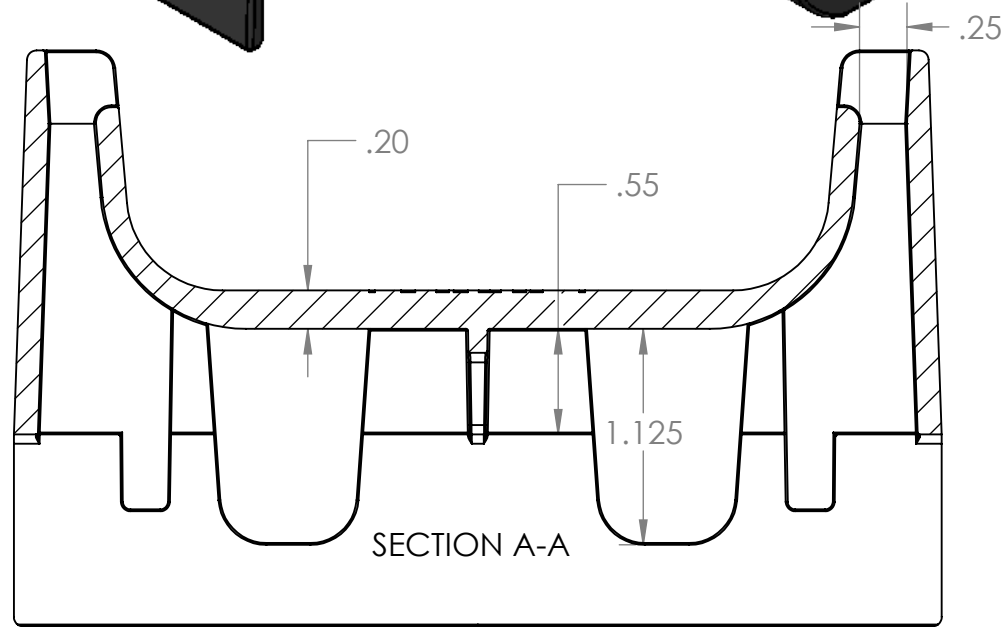
2

1

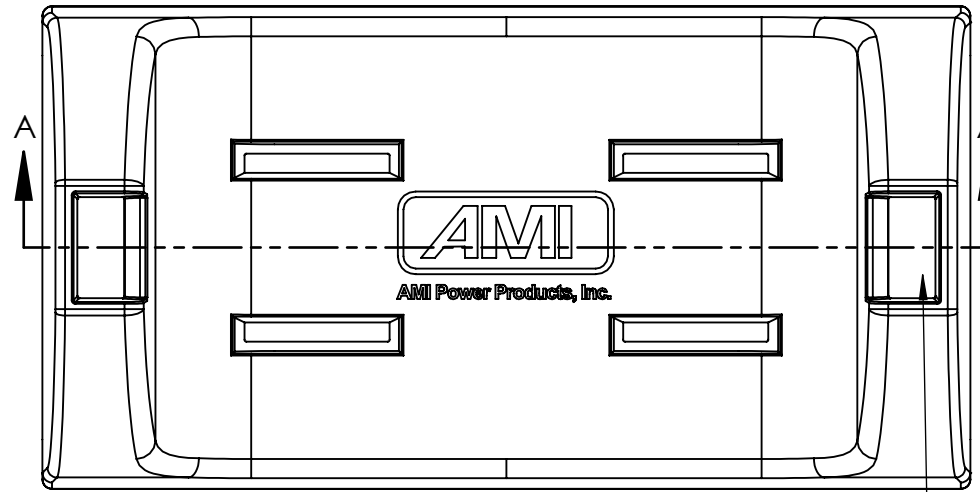
1. CAD generated drawing - Do not update manually. This drawing to be used for reference only. Detailed model information is available from SolidWorks 3D files.
2. Decimal tolerances .X = ±.1 .XX = ±.01 .XXX = ±.005 unless noted.
3. Break all sharp edges to .01" unless noted.
4. Parts to have minimal burrs, sink marks and flash.
5. Material- Polypropylene 20% Glass Filled. Regrind allowed, 20-25% Max.
6. Color- Black.
7. EDM finish on all outer surfaces. No texture required on internal surfaces.



Aprox. Volume 6.9 cubic inches

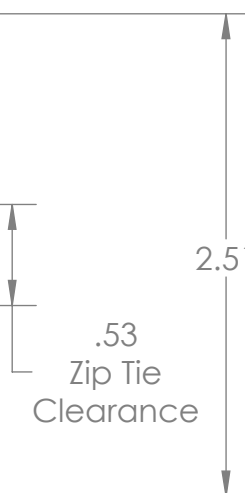
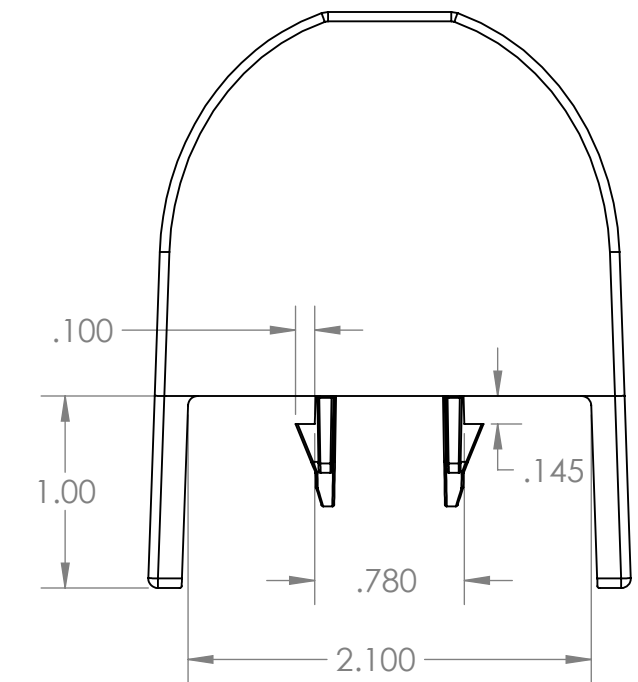
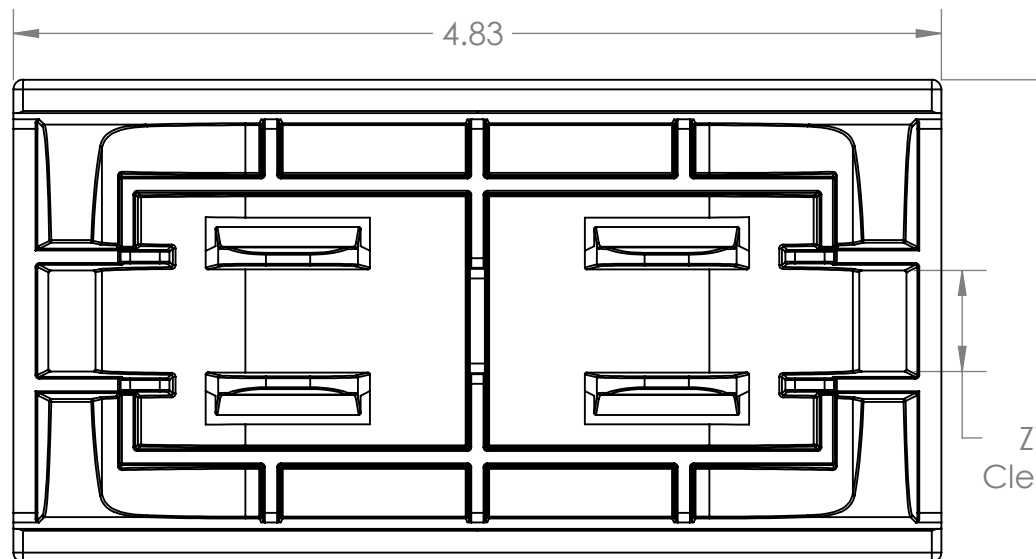
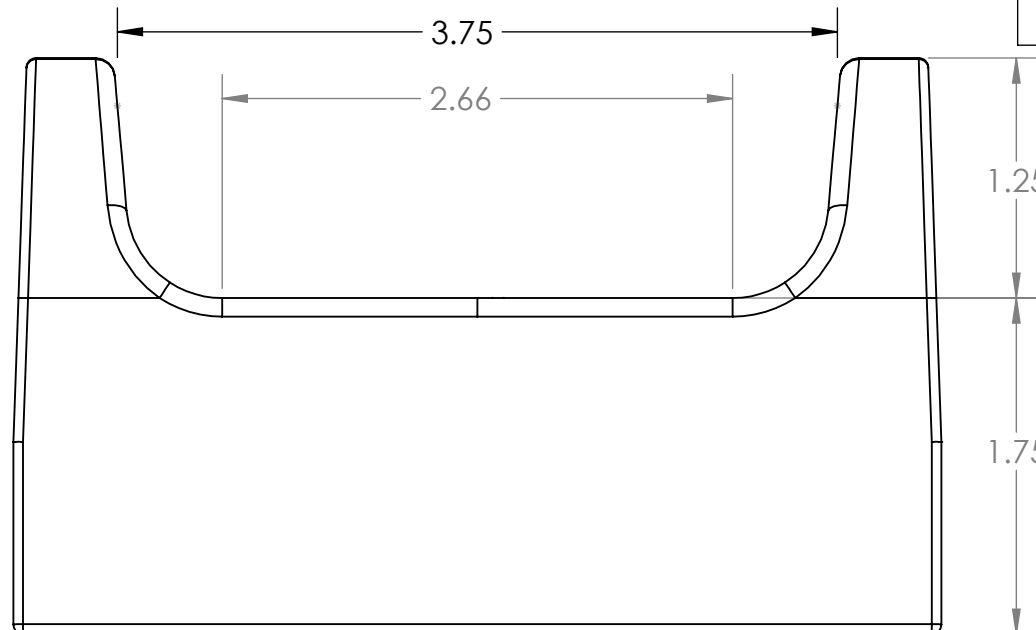


SECTION A-A



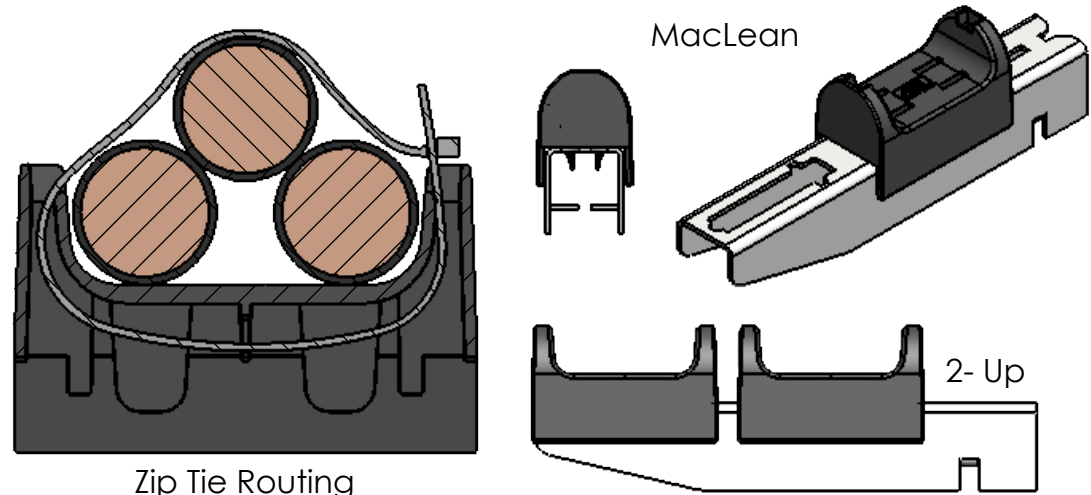
Slot stop details

Zip Tie Pass Through



		REVISIONS		
ZONE	REV.	DESCRIPTION	DATE	APPROVED
	A	Update to wall thickness, draft, final design elements and notes	7/25/2018	
	B	Updates to wall thickness, rib structure+ feature dims. Added Snaps to locating features. Added zip tie through holes.	10/9/2018	
	C	Length of part Increased .4" Rib stop feature added	10/23/2018	
	D	Zip tie bridge removed. Guide ribs for zip ties brought all the way to the ends	12/6/2018	
	E	Logo Added	1/15/2019	
	F	Shadow Removed from logo	2/13/2019	
	G	.025" additional internal width and parting line change for easier part ejection	2/17/2019	
	H	Draft Change to lower legs	2/22/2019	
	J	Regrind Note Added	2/22/2019	
	K	Drawing Name Update	2/16/2021	
	L	Drawing Name Update	2/18/2021	

Poly Saddle is compatible with the following brackets



Zip Tie Routing

Saddle needs to fit over stock brackets. Will develop a test fixture for in process checks.

**POLY-SADDLE**



PROPRIETARY AND CONFIDENTIAL

SIZE <b>B</b>	DWG. NO. <b>PCS-X</b>	
SCALE: 1:1	DATE: 2-18-2021	
		SHEET 1 OF 1

4

3

2

1