















TECH SPECS PAVER TERRA

COLLECTION	MODEL	SIZE	TYPE			FROST		C.O.F.		PEI		
								WET	DRY			
PAVER TERRA	BEIGE, CONCRETE, GRIGIO	24"x24"	RECTIFIED FULL BODY PORCELAIN GLAZED ROUGH	V2	<0.5%	YES	YES	R10	5	7		
	PACKING											
	MODEL	SIZE	 ft ²	 m ²	 pcs	 lbs (kgs)	 Box per	 lbs (kgs)	 Container	 Container		
BEIGE, CONCRETE, GRIGIO	24"x24"	8	0.72	2	59.5 (27kgs)	52	3125 (1417kgs)	19	988			