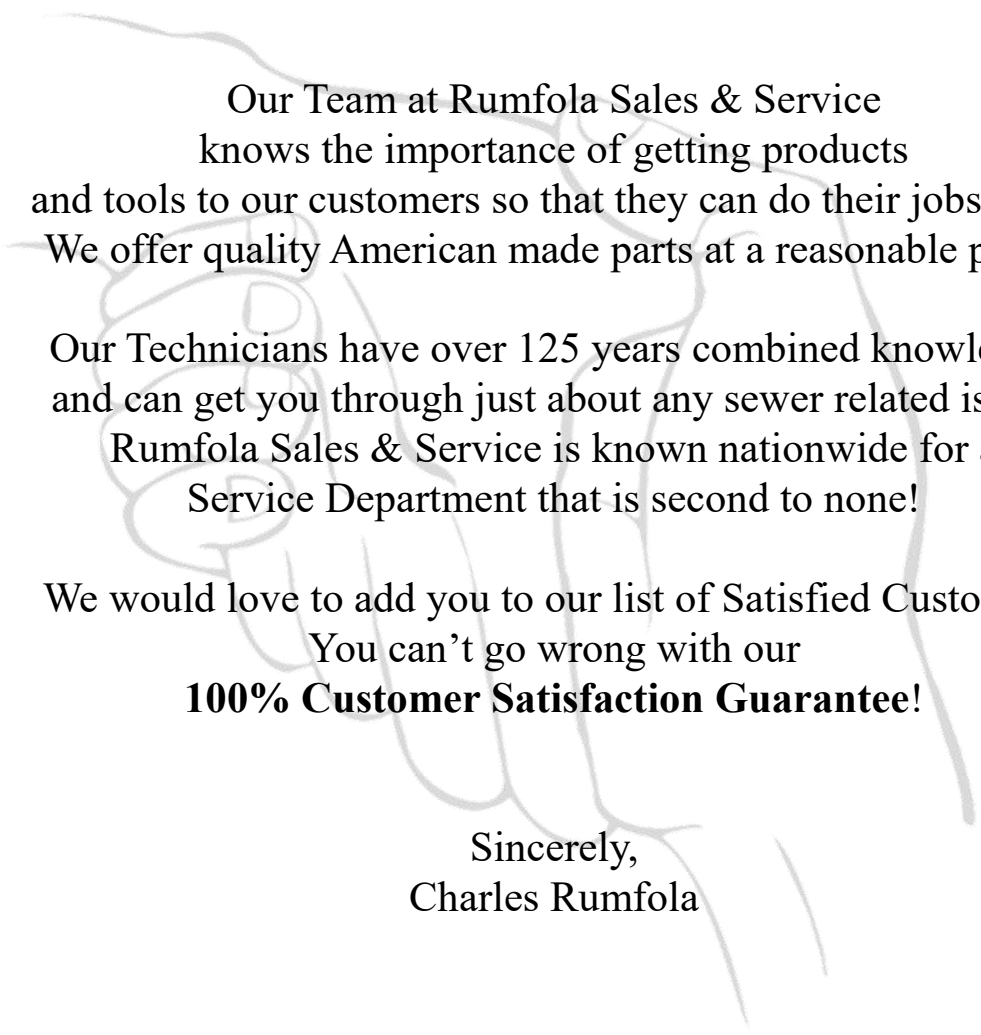




Sales • Parts • Service • Accessories  
2020



Our Team at Rumfola Sales & Service  
knows the importance of getting products  
and tools to our customers so that they can do their jobs well.  
We offer quality American made parts at a reasonable price.

Our Technicians have over 125 years combined knowledge  
and can get you through just about any sewer related issue.  
Rumfola Sales & Service is known nationwide for a  
Service Department that is second to none!

We would love to add you to our list of Satisfied Customers.

You can't go wrong with our  
**100% Customer Satisfaction Guarantee!**

Sincerely,  
Charles Rumfola

# RUMFOLA

## Sales & Service

Charles Rumfola  
charles@rumfolasales.com

Levie Wright  
levie@rumfolasales.com

### Jetter and Vacuum Truck Repairs

Super Products (Camels)      Clean Earth / Vacall  
Aquatech Jetters              O'Brien Jetters  
Shamrock Jetters              Mongoose Jetters  
Vactors                          Vac-Cons  
Portable Jetters  
Sewer Equipment Co. Jetters & Trucks  
Pipe Hunter

### Pump Repairs & Parts

Myers Pumps                  Apex Pumps  
FMC Pumps                    Giant Pumps  
Vactor Pumps                 General Pumps  
Udor Pumps

### Replacement Parts

Regulators / Unloaders  
Ball Valves  
Hose Reel Swivels  
Throttle Cables  
Pressure & Vacuum Gauges  
Hose Reel Motors  
Strainers / Handguns

### Accessories

Piranha Hose  
Hose Mending Tools / Fittings  
Root Cutters / Saw Blades  
Performance & Steel Drilled Nozzles  
Tiger Tails / Hydrant Hoses  
Handgun / Accessories  
Manhole Hooks / Prybars  
Upper / Lower Manhole Rollers  
Boom Hoses / Vacuum Tubes  
Pipe Plugs / Smoke Blowers  
Sewer Cameras



# Table of Contents

• Introduction & Line Sheet	Page 1 - 2
• Services & Repairs	Page 3 - 4
• Table of Contents	Page 5
• Sewer Camera Repairs	Page 6
• Complete Pumps, Parts & Kits	Page 7
• Regulators, Relief Valves & Unloaders	Page 8
• Valves	Page 9
• Jetter Replacement Parts	Page 10
• Truck Replacement Parts	Page 11
• Vacuum Tubes, Boom hoses & Clamps	Page 12
• Accessories	Page 13 - 14
• Sewer Cleanout Tools	Page 15
• Smoke Testing	Page 16
• Pipe Plugs	Page 17
• Nozzles	Page 18 - 29
• Extensions & Skids	Page 30
• Chain & Root Cutters	Page 31 - 32
• Sewer Hose	Page 33 - 35
• Swage Tools, Dies & Fittings	Page 36 - 38
• Inspection Equipment	Page 39 - 41
• Jetting Equipment	Page 42 - 43

**Don't see what you're looking for?**

**Give us a call!**

**225-757-5339**

# Sewer Camera Repairs

Give us a call  
for your camera repairs  
**225-757-5339**

*Free Estimates!*

*Possible loaners!*



## Replacement Parts, Quality work

**\*\*\*Same day service in some cases\*\*\***



rumfolasales.com

Tel: (225)757-5339

Honest

Reliable

Experience!

# Complete Repair Facility

To Schedule Repairs or Equipment pickups

Call: 225-757-5339

**Quality  
Service**



**Satisfaction  
Guaranteed**



## **Combination truck repairs**

*Most makes and models*



## **Jetter repairs**

*Most makes and models*



## **Equipment refurb**

*Most makes and models*



## **Water pump repairs**

*All makes and models*



# Repairs

Free Estimates on all:  
**Sewer Cameras - Swage tools**  
**Nozzles - Root cutters**

**Quality  
Products**



**Quality  
Service**



**Large inventory of parts available**  
*ready to ship*



**Nozzle Repairs**  
*All brands*



**Video Inspection  
Repairs**  
*Most brands*



**Swage Tool / Root Cutter  
Repairs**  
*Most brands*



# Complete Pumps, Parts & Kits

**Myers®**  
Pentair Water



New and Rebuilds



Myers



Giant



Myers



Udor



Vactor



General



Udor



Giant



FMC



# Regulators, Relief Valves & Unloaders



**Giant Pressure Regulator**



**Myers Pressure Regulator  
B3 Style**



**Myers Pressure Regulator  
C5 Style**



**Baird MP Pressure Regulator**



**Baird HP Pressure Regulator**



**Baird Repair Kit  
For MP & HP Pressure Regulators**



**Handgun Pressure Relief Valve**



**Mono-Block Unloader**



**Udor Pressure Regulator**



**Giant Relief Valve**



**General Pressure Regulator**



**Udor Pressure Regulator**

# Valves



**Ball Valves**  
3-way 5000 psi



**Ball Valves**  
2-way 5000 psi



**Ball Valves**  
2-way 3000 psi



**Ball Valves**  
2-way 3000 psi



**Ball Valves**  
2-way 3000 psi



**Drain Valves**  
2-way Full Flow



**Gate Valves**  
Lever Style 3" to 6"



**Gate Valves**  
Knife Style 3" to 6"



**Butterfly Valves**  
Lever style 3" to 8"



**Vacuum Relief Valves**  
Fits Vactor, Vacall  
Vac-Con & Super Products



**Flow Control Valves**  
Fits Vac-Con & Pipe Hunter



**Multi flow Valves**  
Fits Vactor

# Jetter Replacement Parts



**Pressure Gauges**



**TM Style Reel Swivels**

\*Repair kits available\*



**SS Reel Swivels**



**Y-Strainers**



**T-Strainers**



**Strainer Screens**



**Poly Tank Lids**



**Poly Tank Baskets**



**Clutches and Clutch Packs**



**Throttle / Choke Controls**



**Tattletale Switches & Gauges**



**Level Wind & Components**

# Truck Replacement Parts



**Float Ball Cages**



**Float Balls**



**Rodder Pump Parts**



**Hydraulic Valves**



**Electrical Air / Hyd. Valves**



**Hydraulic Hose Reel Motors**



**Hose Reel Bearings**



**Hose Reel Components**



**Hydraulic Cylinders**



**Pendant Controls**



**Level Winds**



**Arrow Boards / Strobe Lights**

# Vacuum Tubes, Hoses & Clamps

Available in various sizes & lengths



**Aquatech Tubes**



**Camel / Vacall / Gapvax Tubes**



**Vac-Con / Vactor Tubes**



**Boom Elbows**



**Flanges for Boom Hose**



**Boom Hoses**

Sold in cuffed & by the foot



**Compression Boot**



**Power Clamp**



**Spiral Clamp**



**Bandlock Style Clamp**



**Flange Style Clamp w/ Ring**



**Flange Style Clamp w/ J-Hook**

# Accessories



## High Pressure Portable Reels

Available with 1/4", 3/8" & 1/2" Hose



## Floor Draining Kit

1/8" Stainless Steel Braid or  
Thermoplastic Hose  
Available in 50' and 75'



## Super Duty Lateral Cart

Includes 200' of 1/2" Piranha Hose  
with Emergency Shut Off Valve



## Fill Hose

2-1/2" Male x 2-1/2" Female Swivel NST  
Available in 25' or 50'



## Fill Hose

2-1/2" F Camlock x 2.5" Female Swivel NST  
Available in 25' or 50'



## Leader Hose

Available in 1/2", 3/4" & 1"  
Stocked Lengths 10' & 20'  
\*Custom sizes upon request\*



## High Performance Spray Gun with 21" Barrel



## Hand Gun / Shut Off 10@5000



## Handgun Hose Max. 4000 PSI 3/8" x 50' 1/2" MxM Ends



## Stainless Steel Lances

Various sizes available



## Handgun Kit Max 4000 PSI

25' or 50' hose assembly, spray gun with swivel inlet,  
36" insulated spray wand, tip protector  
& quick couplers.



## Industrial Spray Tips

Stainless steel heat treated  
replacement tips for use in wash down guns  
and some nozzles.

# Manhole Accessories



**Hydrant Wrench**



**Manhole Lifter Magnet**



**Magnetic Manhole Lifter**



**Manhole Pry Bar**

Available in 36"



**Manhole Double Pick**

Available in 36"



**Manhole Cover Hooks**

Available in 36" Straight and 90°



**Lower Manhole Roller**



**Manhole Roller Cover**

Heavy Duty w/ Poly Roller



**Upper Manhole Roller**

Heavy Duty w/ Poly Roller  
\*Aluminum Roller available\*



**Tiger Tails**

Available in 2" and 3"  
Other sizes available!



**Manhole Guard**

Available Hose Guide  
Lid or Bypass Kit



**Dye Tablets**

Available in Red or Yellow  
\*100 Tablets per Bottle\*  
Also available in Powder form!

# Sewer Cleanout Tools



**Debris Basket**

With 25' of Rope  
Available in 6"-24"  
Available with Pole



**Debris Cylinder**

With 25' of Rope  
Available in 6"-12"



**Debris Grit Catcher**

With 25' of Rope  
Available in 6"-24"



**Aluminum Debris Trap**

Available in 6"-18"  
\*For use with Fiberglass Poles\*



**Catch Basin Spoon**  
Made of ash hardwood

Available in 6'-24'  
\*Fiberglass Poles Available upon request\*



**Fiber Glass Poles**

With Quick-Connect Ends  
Available with Threaded Ends



**Vac Traps**

Available 6"- 18" in Vactor, Vacall, Camel and Aquatech



**Sand Trap**

With 25' of Rope  
Available in 6"- 20"



**Telescopic Debris Grabber**  
Steel

Available in 15'-24'



**Telescopic Claw Grabber**  
Fiberglass

Available in 12'-24'



**Handy-Clam**

Available in 6'-25' with 12" or 16" Bucket



**Handy-Clam Bucket**

Available in 12" or 16"



# Superior<sup>®</sup> SMOKE



**Smoke Candle (Single Wick)**

\*Sold by the dozen\*



**Smoke Candle (Double Wick)**

\*Sold by the dozen\*



**Smoke Fluid**

1 Gallon Container



**Smoke Fluid**

(4) 1 Gallon Containers



**Smoke Fluid**

5 Gallon Container



**Smoke Fluid**

55 Gallon Drum



**Air/Smoke Blower**

Available in Liquid or Smoke



**Manhole Liquid Smoke Blower**



**5-E Electric Blower**



A Different Kind of Plug Company

Distributed by

Rumfola Sales & Service



**Inflation Hose w/ Monitoring Gauge & Ball Valve - 20' Long**



**Telescopic Aluminum Placement Pole w/ adaptor**



**Pneumatic Single Size Plug**

Available from 4"-21"  
Blocks pipes 4"-21"



**Pneumatic Single Size Plug with Bypass**

Available from 4"-21"  
Blocks pipes 4"-18"



**Aluminum Mechanical Pipe Plug**

Available from 6"-18"



**Aluminum Mechanical pipe Plug with Bypass**

Available from 6"-18"



**Multi-Size Plug**

Available from 4"- 96"  
Blocks pipes 4"- 96"



**Multi-Size Back Plug/ Leak Locators**

Available form 4"-96"  
Blocks pipe 4"-96"



**Flow Diverters**

Available in bypass sizes  
2,3,4,6, & 10"Blocks  
pipes 4"-60"



**Lateral Plug/ Short Cleanout**

Available 1.5"-4"



**Lateral Plug/ Long Cleanout**

Available in 2"-6"

**Complete Plug catalog available upon request.**



rumfolasales.com

Tel: (225)757-5339

# Stainless Nozzles

## Button



Its short body and smooth round nose make it ideal for tight turns in P traps and elbows, reducing hang ups. 3 to 6 rear jets @ 25°, 35°, 45° or 55°

Available in 1/8", 1/4", 3/8" and 1/2"  
Flows from 3 to 10 GPM  
Pressures up to 4000  
**Style: F or P**


## Thruster



The wider head design allows for rear jet angles as steep as 15-degrees which means more pulling power. 3, 4 or 6 rear jets @ 15° or 20°

Available in 1/8", 1/4", 3/8" and 1/2"  
Flows from 3 to 10 GPM  
Pressures up to 4000  
**Style: F or P**

## Jet



The longer length nose acts as a piercing rod in sewer & drain cleaning applications. 3 to 6 rear jets @ 35°, 45° or 60°

Available in 1/8", 1/4", 3/8" and 1/2"  
Flows from 3 to 30 GPM  
Pressures up to 4000  
**Style: F**

## Large



A general purpose dual angle nozzle combining the forces of both thrust and flush for superior pulling power. 6 to 8 rear jets @ 18°, 30°, 35° or 65°

Available in 1/2", 3/4" and 1"  
Flows from 8-80 GPM  
Pressures up to 4000  
**Style: F or P**

## Rotator



This rotating nozzle utilizes the combined forces of 0° & 45° angles creating a continuous "wall of water" to maximize line restoration.

Available in 1/8", 1/4", 3/8" 1/2", and 3/4"  
Flows from 18-65 GPM  
Pressures up to 4000  
**Style: F**

### How to order

Example: P - 12 35 - C - L  
 ↓        ↓        ↓        ↓        ↘  
 STYLE   NPT    GPM    PSI     LANCE

### PSI Chart:

A. 1250	D. 2500
B. 1500	E. 3000
C. 2000	F. 4000

# Drilled Nozzles



## Button

This nozzle is best used for blockages in pipes up to 2".  
3 to 6 rear jets @ 30°

Available in 1/8"  
Flows from 3-10 GPM  
Pressures up to 4000  
**Style: F**



## Radial Bullet

This nozzle is designed to flush pipes up to 4".  
3 to 6 rear jets @ 30° or 40°

Available in 1/4"  
Flows from 3-10 GPM  
Pressures up to 4000  
**Style: F**



## Penetrator

This nozzle is designed to flush pipes up to 4".  
3 to 6 rear jets @ 15°

Available in 1/4" and 3/8"  
Flows from 3-10 GPM  
Pressures up to 4000  
**Style: P**



## Radial Bullet

This nozzle is designed to flush pipes up to 4".  
3 to 6 rear jets @ 30°

Available in 3/8"  
Flows from 3-10 GPM  
Pressures up to 4000  
**Style: F**



## Button

This nozzle is designed to flush pipes up to 8".  
3 to 6 rear jets @ 45°

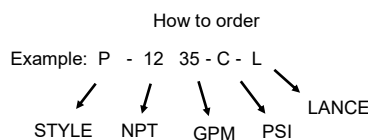
Available in 1/2"  
Flows from 8-35 GPM  
Pressures up to 4000  
**Style: F**



## Penetrator

This nozzle is designed to penetrate blockages in pipes up to 8".  
3 to 6 rear jets @ 45°  
Lance tip available

Available in 1/2"  
Flows from 8 to 25 GPM  
Pressures up to 4000  
**Style: P**



PSI Chart:

A.	1250	D.	2500
B.	1500	E.	3000
C.	2000	F.	4000

# Drilled Nozzles

## Radial Bullet



The radial bullet is ideal for maintaining consistent jet stream while cleaning pipe walls.  
6 rear jets @ 18° or 35°

Available in 3/4"  
Flows from 35 to 40 GPM  
Pressures up to 3000 psi  
**Style: F**

## Sanitary



This nozzle is best suited for general cleaning of debris from pipes 6" to 18".  
6 or 8 rear jets @ 15° or 30°

Available in 1"  
Flows from 65 to 80 GPM  
Pressures up to 2000  
**Style: F or P**

## Steel Sand



The Steel Sand nozzle is ideal for removing heavy sand from pipes 6" to 15".  
6 rear jets @ 12°

Available in 1"  
Flows up to 80 GPM  
Pressures up to 2000  
**Style: P**

## Penetrator



This penetrator nozzle is great for cleaning and breaking through clogged pipes 6" to 18".  
Lance tip available  
6 rear jets @ 12°

Available in 3/4" and 1"  
Flows from 35 to 80 GPM  
Pressures up to 3000  
**Style: P**

## Radial Vortex



This high-grade heat-treated nozzle is ideal for cleaning pipes 6" to 18".  
6 rear jets @ 18° / 24°

Available in 1"  
Flows up to 80 GPM  
Pressures up to 3000  
**Style: F**

How to order

Example: P - 12 35 - C - L  
↓     ↓     ↓     ↓     ↓  
STYLE NPT    GPM    PSI    LANCE

PSI Chart:

A.	1250	D.	2500
B.	1500	E.	3000
C.	2000	F.	4000

Replacement Carbide Inserts &  
Flow Guides available!

# Performance Nozzles



## Ellipse

This nozzle can easily maneuver around offset joints while cleaning soap and grease in pipes 6" to 12".  
8 rear jets @ 15°

Available in 1/2" and 1"  
Flows from 60 to 80 GPM  
Pressures up to 2500 psi  
Style: F



## Rotating

The rotator nozzle is ideal for de-greasing and de-scaling lines as well as general cleaning pipes up to 24".  
6 rear jets @ 24°

Available in 1/2" , 3/4" and 1"  
Flows from 18 to 80 GPM  
Pressures up to 2500 psi  
Style: F



## Grenade

This high performance nozzle is best for cleaning moderate sand, soil & sediment.  
8 rear jets @10° and 30°  
3.5 lbs

Available in 3/4"  
Flows from 35 to 80 GPM  
Pressures up to 3000  
Style: F



## Grenade

This high performance nozzle is best for cleaning moderate sand, soil & organics.  
10 rear jets @10° and 30°  
8.8 lbs

Available in 1"  
Flows from 50 to 80 GPM  
Pressures up to 3000  
Style: P



## Chisel

The chisel nozzle is best suited to cut and break blockages in lines. It will remove clogs and heavy grease buildup.  
4 front / 6 rear jets @ 30°

Available in 3/4" to 1"  
Flows from 30-80 GPM  
Pressures up to 3000  
Style: P

### How to order

Example: P - 12 35 - C - L  
 ↓      ↓      ↓      ↓      ↓  
 STYLE NPT    GPM    PSI    LANCE

### PSI Chart:

A. 1250	D. 2500
B. 1500	E. 3000
C. 2000	F. 4000



rumfolasales.com

Tel: (225)757-5339

Honest

Reliable

Experience!

# Carbide Nozzles

Replacement Carbide Inserts &  
Flow Guides available!

## General Purpose



For General Cleaning of pipe walls  
from 8" to 30".  
6 rear jets @ 30°  
5.8 lbs

Available in 1"  
Flows from 60 to 80 GPM  
Pressures up to 2500  
Style: P

## Sanitary



This is a great nozzle for general  
cleaning pipes from 4" to 18".  
6 rear jets @ 15° or 30°  
2.4 lbs

Available in 1"  
Flows from 55 to 80 GPM  
Pressures up to 2500 psi  
Style: F

## Penetrator



This nozzle is ideal for unblocking  
pipes from 4" to 18".  
6 rear jets @ 15° or 30°  
2.4 lbs

Available in 1"  
Flows from 60 to 80 GPM  
Pressures up to 2500  
Style: P

## Sand Nozzle



Best for clearing out blockages and  
buildups in 4" to 18" pipes.  
6 rear jets @ 15° or 30°  
2.5 lbs

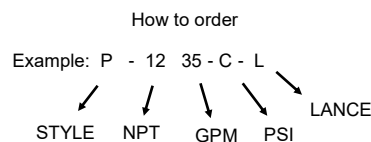
Available in 1"  
Flows from 60 to 80 GPM  
Pressures up to 2500  
Style: F

## Standard



This nozzle is best for cleaning out  
solids in pipes from 4" to 18".  
3/4" 6 rear jets @ 30°  
1" 8 rear jets @ 30°

Available in 3/4" and 1"  
Flows from 30 to 80 GPM  
Pressures up to 3000  
Style: F



### PSI Chart:

A. 1250	D. 2500
B. 1500	E. 3000
C. 2000	F. 4000

Replacement Carbide Inserts &  
Flow Guides available!

# Performance Nozzles



## Sand & Silt

This nozzle is suited for general heavy cleaning of most debris in 15" to 36" lines.  
10 rear jets @ 15° and 20°

Available in 1"  
Flows from 60 to 80 GPM  
Pressures up to 2000  
**Style: P**



## Ultimate

This nozzle is best suited for heavy cleaning of 12" to 30" lines.  
5 rear jets @ 12°  
1/2"- 4 lbs , 3/4"- 9 lbs , 1"- 12.5 lbs

Available in 1/2" , 3/4" & 1"  
Flows from 18 to 80 GPM  
Pressures up to 2000  
**Style: P**



## Invader

Best for removing sand, gravel, dirt and grease from lines 8" to 30".  
3 rear jets @ 12°  
15 lbs

Available in 3/4" and 1"  
Flows from 40 to 80 GPM  
Pressures up to 3000  
**Style: P**



## Small Culvert

This nozzle is best suited for heavy cleaning of 10" to 36" lines.  
12 rear jets @ 17° and 24°  
11.5 lbs

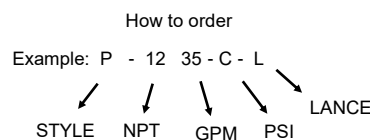
Available in 1"  
Flows from 60 to 80 GPM  
Pressures up to 2000  
**Style: P**



## Large Culvert

Excellent for cleaning pipes in 18" to 60" storm and sanitary pipes.  
12 rear jets @ 17° and 24°  
28 lbs

Available in 1"  
Flows from 65 to 80 GPM  
Pressures up to 2000  
**Style: P**



PSI Chart:

A.	1250	D.	2500
B.	1500	E.	3000
C.	2000	F.	4000





*The Difference Is Performance!*

*Replacement Ceramic Inserts available!*



### **Ball**

This nozzle has rounded edges for easy maneuverability and ideal for cleaning service laterals.

Suitable from 1" to 6" lines

Available in 1/4", 3/8" & 1/2"  
Flows from 5 to 25 GPM  
Pressures up to 4000



### **Forward Jet**

This nozzle is appropriate for jobs where moving debris away from the residence or business is essential. This nozzle is best used to prevent debris backup.

Available in 1/2"  
15, 20 or 30 GPM  
Pressures up to 700



### **Standard**

The Standard nozzles are maneuverable, small nozzles suitable for residential sewer cleaning applications from 2" to 12" pipe.

Available in 1/4" thru 1-1/4"  
Flows from 18 to 80 GPM  
Pressures up to 2000



### **Egg**

This nozzle is an upgrade from the Standard nozzle, instead of drilled jets, it comes with replaceable inserts. Also light and agile all round nozzle with replaceable inserts.

Available in 1/4" thru 1-1/4"  
Flows from 5 to 80 GPM  
Pressures up to 2000  
15° or 30° angles



### **Egg Devastator**

This nozzle is light and agile for service lines as well as mains. Good all around nozzle with replaceable inserts.

Available in 3/8", thru 1-1/4"  
Flows from 8 to 80 GPM  
Pressures up to 2000  
30° angle

**\* Complete catalog available upon request \***



rumfolasales.com

Tel: (225)757-5339

Honest

Reliable

Experience!

Replacement Ceramic  
Inserts available!



*The Difference Is Performance!*



## Sewer Flush

This nozzle is designed for heavy duty cleaning and standard maintenance. With 15° and 25° jet angles it gives the operator high wall force with a wide water pattern necessary to clean large diameter pipes up to 24”.

Available in 1/4” thru 1-1/4”  
Flows from 5 to 120 GPM  
Pressures up to 4000  
15 ° & 25° angles



## Traction

This nozzle is an excellent multi-purpose nozzle. The Traction is highly-efficient in cleaning damaged pipe without causing further damage in pipes up to 12” .

Available in 3/8” thru 1-1/4”  
Flows from 8 to 120 GPM  
Pressures up to 2000  
8 ° & 12° angles



## Cleaning

This cleaning nozzle is an everyday workhorse nozzle. With its wider 15°/20° or 25°/40° jet pattern, the cleaning provides excellent wall force to remove debris from pipes up to 40”.


Available in 3/8” thru 1”  
Flows from 5 to 120 GPM  
Pressures up to 2000  
15°/20° or 25°/40° angles



## Torpedo

This nozzle has extreme pipe cleaning power with highest fluid mechanical efficiency and unequalled cleaning power for the operator, saving fuel, water and man-hours as well. This nozzle pays for itself over and over again.

Available in 3/4” thru 1-1/2”  
Flows from 35 to 120 GPM  
Pressures up to 2000  
12° & 18° angles



## Sewer

This nozzle is a heavy duty cleaning nozzle designed for standard maintenance cleaning. The power of the Sewer Flush gives the operator high wall force with a wide water pattern necessary to clean pipes up to 24”.

Available in 3/4” thru 1-1/4”  
Flows from 35 to 120 GPM  
Pressures up to 2000  
15° & 20° angles

**\* Complete catalog available upon request \***



rumfolasales.com

Tel: (225)757-5339



## Equalizer

The Equalizer is one of KEG's most unique nozzles, specially designed to virtually eliminate blowing toilets. Creates an umbrella pattern blocking airflow that creates problems blowing toilets.

Available in 3/4" thru 1-1/4"  
Flows from 50 to 120 GPM  
Pressures up to 2500 psi



## Aquapower 700

KEG's brand new rotor nozzle with automatic rotation speed limitation for perfect all around pipe cleaning and primarily intended for grease removal. It will also remove scale, crusts and deposits of all kinds .

Available in 3/4" thru 1-1/4"  
Flows from 5 to 25 GPM  
Pressures up to 2500 psi



## Rotator

This nozzle is excellent at removing scaling, crusts, small roots and other tender vegetation. The unique nozzle insert configuration provides both propulsion and a rotating 360 degree body action.

Available in 1/4" thru 1-1/4"  
Flows from 5 to 120 GPM  
Pressures up to 4000



## Duce

The Duce is Keg's vibrating rotational nozzle. Using the same water driven rotation as our conventional Rotor nozzles, the Duce literally vibrates pipe deposits away.

Available in 1/2" thru 1-1/4"  
Flows from 18 to 80 GPM  
Pressures up to 2000



## Twister

Excellent for Hydro excavating and cleaning lines. Stainless steel body with replaceable ceramic inserts. Oscillating front jet.

Available in 1/2" and 3/4"

**\* Complete catalog available upon request \***

Replacement Ceramic  
Inserts available!



*The Difference Is Performance!*



### **Stallion**

The Stallion nozzle is a medium-sized nozzle that is a fantastic flushing nozzle. With its high thrust 12° jets, this nozzle is excellent for storm drain or sewer cleaning applications where pipes are heavily exposed to debris, or where pipes are heavily damaged or weakened. The Stallion is ideal for flushing corrugated metal, concrete, clay, or plastic pipe.



### **O.M.G.**

KEG's O.M.G. nozzle offers superior performance and is suitable for larger storm drains and can be used for some sewer cleaning applications. The large shape and design of this nozzle provides optimal cleaning with maximum thrust with minimal to no damage to the integrity of the pipe. This nozzle is ideal for cleaning deteriorated pipe, corrugated metal pipe, or concrete pipe.

**\* Complete catalog available upon request \***



*The Difference Is Performance!*

*Replacement Ceramic Inserts available*

**Floor Cleaner Family**



KEG's floor cleaners are ideal for removing sludge, mud, and other compacted materials yet powerful enough to remove heavy debris, rocks, bricks, broken concrete, etc. Superior to other bottom nozzles in both fluid mechanics and jet angle design, our floor cleaners put the pump's power on the floor of larger diameter pipes - where the debris is! Available from 18 to 120 GPM.

**Chain Cutter Family**



**Micro Chain Cutter**

**Mini Chain Cutter**

**Super Cutter Plus**

**Super nova**

KEG's Chain Cutter family offers the field operator a complete range of cutters to remove roots and scaling. These are suitable for a variety of applications, ranging from root removal, scaling, tuberculation and other types of deposits and blockages. These High speed, high torque cutters use flexible conveyor chain to remove obstructions without damaging pipes from 2" to 48".

**\* Complete catalog available upon request \***



rumfolasales.com

Tel: (225)757-5339

Honest

Reliable

Experience!

Replacement Ceramic  
Inserts available!

# Warthog Nozzles

## Warthog WT-3/8



This type of nozzle can be used for cleaning lines in many applications. This nozzle is an excellent choice for cutting roots, clearing ice, and removing blockages.

Available for 3" to 6" Lines  
Flows from 5-12 GPM  
Pressures up to 5000

## Warthog WS-1/2



This type of nozzle can be used for cleaning lines in many applications. This nozzle can remove grease easily and cut through roots, ice and soil.

Available for 4" to 8" Lines  
Flows from 8-20 GPM  
Pressures up to 5000

## Warthog WH-1/2 & 3/4



This nozzle is commonly used with small capacity combination trucks and large trailer jettors.

Available for 6" to 18" Lines  
Flows from 10-45 GPM  
Pressures up to 8000

## Warthog WG-1 Classic



These nozzles are ideal to handle any municipal, industrial and commercial cleaning. These provide highly productive cleaning and eliminate the need for using multiple tools to complete a job.

Available for 8" to 36" Lines  
Flows from 50-80 GPM  
Pressures up to 5000

## Warthog WHP-3/4 and WGP-1 Puller



The WHP-3/4 and WGP-1 are designed to produce up to 40% more pulling power than our WH-3/4 and WG-1 Classic. The rear facing jets are angled more sharply and the centralizer fins have been streamlined.

Available for 8" to 36" Lines  
Flows from 50-80 GPM  
Pressures up to 5000

**\* Rebuild kits Available \***

# Extensions and Skids



## Tube Style Nozzle Extension

Available in 1/2", 3/4" & 1"  
For any size pipe



## Four Finned Nozzle Skid

Available in 1/2", 3/4" & 1"  
For pipe sizes 4" to 15"



## Six Wire Nozzle Skid

Available in 1/2", 3/4" & 1"  
For pipe sizes 4" to 20"



## Four Wire Nozzle Skid

Available in 1/2", 3/4" & 1"  
For pipe sizes 4" to 12"



## Football Style Nozzle Skid

Available in 1/2", 3/4" & 1"  
For pipe sizes 4" to 12"

# Chain / Root Cutters & Kits



## Hi-Torque Root Cutter Kit

Kit includes: Motor , 6", 8", 10" & 12"  
Skids and Saws, Tool Box , Hardware Kit  
& Instructions.

*Heavy Duty Skids Available Upon Request*



## Hi-Torque Hydraulic Motor

Produces more than 200 lbs of torque.  
Available in 3/4" & 1"



## Lateral Root Cutter Kit

Kit includes: Motor, 3 Skids & Saws  
Toolbox, Hardware Kit & Instructions.  
Available in 3", 4", 6" & 8"



## Lateral Root Cutter Motor

Smaller Hydraulic Motor with 5/8" diameter shaft.  
For use in 3"-8" lines  
Available in 1/2" & 3/4"



## Chain Cutter Kit

Kit includes: Chain Cutter 8", 12" & 16"  
Ring Chain & Motor Chain, 18" Ring  
Chain with Blade, 8"-18" Adjustable Skid  
& Carrying Case.



## Chain Cutter

40 - 100 GPM up to 2,500 PSI  
3 Jets @ 90° on spin - 6 @ 25° on rear

**\* Replacement chain available upon request \***



# Root Cutter Attachments



**Carbide Tooth Concave Root Saw Blade**

Available in 6", 8", 10", 12", 15" & 18"

\*Flat blades available upon request\*




**Heavy Duty Concave Root Saw Blade**

Available in 3", 4", 5", 6", 8", 10", 12", 15", 18" & 20"



**Heavy Duty Flat Root Saw Blade**

Available in 3", 4", 5", 6", 8", 10", 12", 15", 18" & 20"



**Heavy Duty Spiral Root Saw Blade**

Available in 4", 5", 6", 8", 10", 12", 15" & 18"



**Super Duty Root Saw**

3 Spoke with 1" Hub  
Available in 12", 15", 20", 22" & 24"



**Arrow Diamond Tip Cutter**

Available in 6", 8", 10", 12" & 15"



**Root Cutter Hub**

Available in 1" & 3/4"  
**Fits all models**



**Blade Cutter Chuck**

Available in 1" & 3/4"  
**Fits all models**



**PVC Lateral Cutter**

Used to cut PVC pipe  
Available in 6", 8", 10", 12" & 15"



**Diamond Lateral Cutter**

Used to cut concrete or clay pipe  
Available in 6", 8", 10", 12" & 15"



**Curved Heavy Duty Blades**

Comes in sets of 3  
Available in 4"- 18"



**Cable Cutter Tool Kit**

Kit includes choice of 3 Cable Cutters 6" - 30", Cutter Blade & Chuck



# Sewer & Jetting/Lateral Line Hoses

## Applications, Temperature, Construction, Features & Advantages and Lengths

### Applications:

- **High Pressure Sewer Cleaning** - Applications for commercial, industrial and residential.
- **Tight Pipe Bends** - Slick, Slither® cover affords an easier handling hose to get the job done.
- **Jetting/Lateral Line** - Used for jetting equipment.

### Temperature:

- **Hose Temperature Range** - For the diameters of 1/2", 5/8", 3/4", 1", 1 1/4" and 1 1/2" is -40°F (-40°C) to +150°F (+66°C).
- **Hose Temperature Range** - For the diameters of 1/8", 3/16", 1/4" and 3/8" is -40°F (-40°F) to +160°F (+71°C).

### Construction:

- **Inner Tube** - Yellow Polyolefin. (Sewer Cleaning Hoses, 2,500 & 3,000 PSI) Yellow seamless thermoplastic. (Jetting/Lateral Line Hoses, 4,000 & 5,000 PSI)
- **Reinforcement** - High tensile one or two synthetic fiber braids.
- **Cover** - Abrasion resistant polyether-urethane. (Standard)
- **Slither®** - Polyether-urethane low coefficient of friction. (Optional)

### Features & Advantages:

- **Materials** - Constructed to provide rugged and reliable service under the most severe and demanding conditions.
- **Yellow Color Tube** - Assures the user that they are using a WASTECH designated Piranha Hose Product.
- **Polyolefin or Seamless Thermoplastic Tube** - Provides maximum resistance to hydrolysis.
- **High Tensile One or Two Synthetic Fiber Braids** - Contributes to low volumetric expansion and eliminates loss of strength from moisture absorption.
- **Abrasion Resistant Polyether-Urethane** - Polyurethane cover provides exceptional cut, abrasion and fungus resistance.
- **Slither® Cover** - Cover is ultra slippery; allows hose to maneuver around and through difficult sewer bends.
- **Pressure Testing** - All Piranha factory-assembled hoses are 100% pressure tested.
- **Reel Installation** - Ideal for truck and trailer mounts.

### Industry Standards:

- **Orange Cover** = 2,500 PSI
- **Blue Cover** = 3,000 PSI
- **Green Cover** = 4,000 PSI
- **Black Cover** = 4,000 PSI (High Burst)
- **Red Cover** = 5,000 PSI

### Lengths:

- **Stock Lengths** - 400, 500, and 600 foot rolls.
- **Custom Lengths** - Available and made to order.
- **Jetting/Lateral Lines** - Available for bulk and/or assemblies.



FOR AVAILABILITY OF PRODUCTS AND SIZES SHOWN, PLEASE REFER TO THE BACK PAGE FOR YOUR NEAREST STOCKING LOCATION.  
BECAUSE WE CONTINUALLY EXAMINE WAYS TO IMPROVE OUR PRODUCTS, WE RESERVE THE RIGHT TO ALTER SPECIFICATIONS OR DISCONTINUE PRODUCTS WITHOUT PRIOR NOTICE.





# Jetting/Lateral Line Hose



**4,000 PSI**  
**Series - LLGR**



**A** yellow seamless thermoplastic tube, double high tensile synthetic fiber braid reinforcement and abrasion resistant green polyether-urethane cover.

## NOMINAL SPECIFICATIONS

SERIES NUMBER	NOMINAL I.D.		NOMINAL O.D.		MAX. OPERATING PRESSURE		MIN. BURST PRESSURE		MIN. BEND RADIUS		Weight LBS/FT
	INCHES	MM	INCHES	MM	PSI	BAR	PSI	BAR	INCHES	MM	
LLGR-02	1/8	3.6	0.32	8.2	4,000	275.8	10,000	689.5	1.25	31.2	0.04
LLGR-03	3/16	4.8	0.41	10.5	4,000	275.8	10,000	689.5	1.75	44.5	0.05
LLGR-04	1/4	6.4	0.50	12.6	4,000	275.8	10,000	689.5	2.50	63.5	0.06
LLGR-06	3/8	9.7	0.65	16.5	4,000	275.8	10,000	689.5	3.00	76.2	0.11
LLGR-08	1/2	12.8	0.83	21.2	4,000	275.8	10,000	689.5	4.00	101.6	0.16

**MADE IN USA**



**HIGH BURST**  
**4,000 PSI**  
**Series - SHBK, LHBK**



**A** yellow seamless thermoplastic tube, double high tensile synthetic fiber braid reinforcement and abrasion resistant black polyether-urethane cover.

## NOMINAL SPECIFICATIONS

SERIES NUMBER	NOMINAL I.D.		NOMINAL O.D.		MAX. OPERATING PRESSURE		MIN. BURST PRESSURE		MIN. BEND RADIUS		Weight LBS/FT
	INCHES	MM	INCHES	MM	PSI	BAR	PSI	BAR	INCHES	MM	
SHBK-08	1/2	12.7	0.87	22.1	4,000	275.8	12,000	827.4	3.00	76.2	0.20
SHBK-10	5/8	15.9	0.91	23.0	4,000	275.8	12,000	827.4	4.00	101.6	0.16
LHBK-08	1/2	12.7	0.80	20.3	4,000	275.8	16,000	1103.2	4.00	101.6	0.15

Note: Series LHBK-08 and SHBK-10 have a single high tensile synthetic fiber braid.

**MADE IN USA**



**5,000 PSI**  
**Series - LLRD**



**A** yellow seamless thermoplastic tube, double high tensile synthetic fiber braid reinforcement and abrasion resistant red polyether-urethane cover.

## NOMINAL SPECIFICATIONS

SERIES NUMBER	NOMINAL I.D.		NOMINAL O.D.		MAX. OPERATING PRESSURE		MIN. BURST PRESSURE		MIN. BEND RADIUS		Weight LBS/FT
	INCHES	MM	INCHES	MM	PSI	BAR	PSI	BAR	INCHES	MM	
LLRD-04	1/4	6.4	0.50	12.6	5,000	344.7	12,500	861.8	2.50	63.5	0.05
LLRD-06	3/8	9.7	0.65	16.5	5,000	344.7	12,500	861.8	3.00	76.2	0.13
LLRD-08	1/2	12.8	0.80	20.2	5,000	344.7	12,500	861.8	4.00	101.6	0.13

Note: Series LLRD-08 has a single high tensile synthetic fiber braid.

**MADE IN USA**



FOR AVAILABILITY OF PRODUCTS AND SIZES SHOWN, PLEASE REFER TO THE BACK PAGE FOR YOUR NEAREST STOCKING LOCATION. BECAUSE WE CONTINUALLY EXAMINE WAYS TO IMPROVE OUR PRODUCTS, WE RESERVE THE RIGHT TO ALTER SPECIFICATIONS OR DISCONTINUE PRODUCTS WITHOUT PRIOR NOTICE.



# Piranha "Ready-To-Go" Stock Length Hose Assemblies

*If you don't see what you need, please refer to page 11 for your "Made-To-Order" assembly length ordering instructions.*

## 2,500 PSI



### SERIES SPOR - ORANGE COVER

PART NUMBER	SIZE CODE	HOSE I.D. (INCHES)	MALE NPTF NOM. THREAD SIZE	WORKING PRESSURE (MAX PSI)	ASSEMBLED LENGTH FT.
SPOR-MM12X400	12	3/4	3/4 - 14	2,500	400
SPOR-MM12X500	12	3/4	3/4 - 14	2,500	500
SPOR-MM12X600	12	3/4	3/4 - 14	2,500	600
SPOR-MM16X400	16	1	1-11 1/2	2,500	400
SPOR-MM16X500	16	1	1-11 1/2	2,500	500
SPOR-MM16X600	16	1	1-11 1/2	2,500	600
SPOR-MM16X800	16	1	1-11 1/2	2,500	800
SPOR-MM20X600	20	1 1/4	1 1/4 - 11 1/2	2,500	600

MADE IN USA

## 3,000 PSI



### SERIES HPBU - BLUE COVER

PART NUMBER	SIZE CODE	HOSE I.D. (INCHES)	MALE NPTF NOM. THREAD SIZE	WORKING PRESSURE (MAX PSI)	ASSEMBLED LENGTH FT.
HPBU-MM12X400	12	3/4	3/4 - 14	3,000	400
HPBU-MM12X500	12	3/4	3/4 - 14	3,000	500
HPBU-MM12X600	12	3/4	3/4 - 14	3,000	600
HPBU-MM16X500	16	1	1-11 1/2	3,000	500
HPBU-MM16X600	16	1	1-11 1/2	3,000	600
HPBU-MM16X800	16	1	1-11 1/2	3,000	800

MADE IN USA

## 4,000 PSI



### SERIES SHBK - BLACK COVER

PART NUMBER	SIZE CODE	HOSE I.D. (INCHES)	MALE NPTF NOM. THREAD SIZE	WORKING PRESSURE (MAX PSI)	ASSEMBLED LENGTH FT.
SHBK-MM08X400	08	1/2	1/2 - 14	4,000	400
SHBK-MM08X500	08	1/2	1/2 - 14	4,000	500
SHBK-MM08X600	08	1/2	1/2 - 14	4,000	600

MADE IN USA



FOR AVAILABILITY OF PRODUCTS AND SIZES SHOWN, PLEASE REFER TO THE BACK PAGE FOR YOUR NEAREST STOCKING LOCATION. BECAUSE WE CONTINUALLY EXAMINE WAYS TO IMPROVE OUR PRODUCTS, WE RESERVE THE RIGHT TO ALTER SPECIFICATIONS OR DISCONTINUE PRODUCTS WITHOUT PRIOR NOTICE.



# Fittings & Accessories for Piranha Hoses

**E**nd fittings and menders for thermoplastic hose are not interchangeable. It is essential that hose, end fittings, menders and tooling are properly matched. Identification of Piranha Hose Products is simple. The inner tube of all Piranha sewer cleaning hose is yellow, as assigned by WASTE (Waste Equipment Technology Association) to the manufacturer's identification code. To assure proper matching of all components, the hose tube material, end fittings, menders and tooling should be purchased directly from Piranha Hose Products, Inc.



## MALE FITTINGS

PART NO.	USE WITH HOSE SERIES	WEIGHT
F06NPT6	LLGR, SLGR-06	.17 LBS
F08NPT8	LLBU, SLBU, LLGR, SLGR, LLRD, SLRD, LHBK, SLLHBK-08	.36 LBS
F10NPT8	SPOR, SLSPOR-10	.36 LBS
F12NPT12	SPOR, SLSPOR, HPBU, SLHPBU-12	.43 LBS
F16NPT16	SPOR, SLSPOR, HPBU, SLHPBU-16	.71 LBS
F20NPT20	SPOR, SLSPOR-20	1.00 LBS
F24NPT24	SPOR, SLSPOR-24	2.52 LBS
FAR08NPT8	LAGR-08	.34 LBS
FAR10NPT8	SAOR-10	.42 LBS
FAR12NPT12	SAOR, HABU-12	.49 LBS
FAR16NPT16	SAOR, HABU-16	.79 LBS
FAR20NPT20	SAOR-20	1.03 LBS
FHP08NPT8	SHBK, SLSHBK-08	.28 LBS
FHP10NPT8	SHBK, SLSHBK-10	.34 LBS



## FEMALE ADAPTER FITTINGS

PART NO.	USE WITH HOSE SERIES	WEIGHT
A06FPX06FS	LLGR, SLGR-06	.16 LBS
A08FPX08FS	LLBU, SLBU, LLGR, SLGR, LLRD, SLRD, SHBK, SLSHBK, LHBK, SLLHBK, LAGR-08 & SPOR, SLSPOR, SHBK, SLSHBK, SAOR-10	.21 LBS
A12FPX12FS	SPOR, SLSPOR, HPBU, SLHPBU-12	.34 LBS



## FEMALE FITTINGS

PART NO.	USE WITH HOSE SERIES	WEIGHT
F08FS8	LLBU, SLBU, LLGR, SLGR, LHBK, SLLHBK-08	.29 LBS
F12FS12	SPOR, SLSPOR, HPBU, SLHPBU-12	.52 LBS
F16FS16	SPOR, SLSPOR, HPBU, SLHPBU-16	.81 LBS
FAR08FS8	LAGR-08	.38 LBS
FAR12FS12	SAOR, HABU-12	.60 LBS
FAR16FS16	SAOR, HABU-16	.90 LBS
FHP08FS8	SHBK, SLSHBK-08	.32 LBS



## DIES

PART NO.	USE WITH HOSE SERIES	WEIGHT
DS06	LLGR, SLGR-06	2.29 LBS
DS08	LLBU, SLBU, LLGR, SLGR, LHBK, SLLHBK-08	2.19 LBS
DS085	LLRD, SLRD-08	2.20 LBS
DS10	SPOR, SLSPOR-10	1.87 LBS
DS12	SPOR, SLSPOR, HPBU, SLHPBU-12	1.99 LBS
DS16	SPOR, SLSPOR, HPBU, SLHPBU-16	1.74 LBS
DS20	SPOR, SLSPOR-20	1.39 LBS
DSAR08	LAGR-08	2.13 LBS
DSAR12	SAOR, HABU-12	1.9 LBS
DSAR10	SAOR-10	1.97 LBS
DSAR16	SAOR, HABU-16	1.63 LBS
DSAR20	SAOR-20	1.21 LBS
DSHP08	SHBK, SLSHBK-08	2.15 LBS
DSHP10	SHBK, SLSHBK-10	2.18 LBS



## MALE SWIVEL FITTING

PART NO.	USE WITH HOSE SERIES	WEIGHT
F06MSNPT6	LLGR, SLGR-06	.21 LBS



FOR AVAILABILITY OF PRODUCTS AND SIZES SHOWN, PLEASE REFER TO THE BACK PAGE FOR YOUR NEAREST STOCKING LOCATION. BECAUSE WE CONTINUALLY EXAMINE WAYS TO IMPROVE OUR PRODUCTS, WE RESERVE THE RIGHT TO ALTER SPECIFICATIONS OR DISCONTINUE PRODUCTS WITHOUT PRIOR NOTICE.



# Fittings & Accessories for Piranha Hoses & Swaging Equipment

## MALE PUSHERS



PART NO.	USE WITH HOSE SERIES	WEIGHT
DPT06	LLGR, SLGR-06	2.33 LBS
DPT08	LLBU, SLBU, LLGR, SLGR, LLRD, SLRD, LHBK, SLLHBK, SHBK, SLSHBK-08 & SHBK, SLSHBK, SPOR, SLSPOR-10	2.23 LBS
DPT12	SPOR, SLSPOR, HPBU, SLHPBU-12	2.11 LBS
DPT16	SPOR, SLSPOR, HPBU, SLHPBU-16	1.81 LBS
DPT20	SPOR, SLSPOR-20	1.66 LBS
DPTAR08	LAGR-08	2.19 LBS
DPTAR10	SAOR-10	2.19 LBS
DPTAR12	SAOR, HABU-12	2.07 LBS
DPTAR16	SAOR, HABU-16	1.77 LBS
DPTAR20	SAOR-20	1.39 LBS

## FEMALE PUSHERS



PART NO.	USE WITH HOSE SERIES	WEIGHT
DPT08FS	LLBU, SLBU, LLGR, SLGR, LHBK, SLLHBK, SHBK, SLSHBK-08	2.18 LBS
DPT12FS	SPOR, SLSPOR, HPBU, SLHPBU-12	1.87 LBS
DPT16FS	SPOR, SLSPOR, HPBU, SLHPBU-16	2.18 LBS
DPTAR08FS	LAGR-08	2.75 LBS
DPTAR12FS	SAOR, HABU-12	2.47 LBS
DPTAR16FS	SAOR, HABU-16	2.1 LBS

**NOTE:** THE USE OF FITTINGS AND ASSEMBLY TOOLING OTHER THAN THAT SUPPLIED BY PIRANHA HOSE PRODUCTS IS AT THE RISK AND LIABILITY OF THE USER.

## MENDERS



PART NO.	USE WITH HOSE SERIES	WEIGHT
F08MEND	SHBK, SLSHBK-08	.34 LBS
F10MEND	SPOR, SLSPOR-10	.34 LBS
F12MEND	SPOR, SLSPOR, HPBU, SLHPBU-12	.54 LBS
F16MEND	SPOR, SLSPOR, HPBU, SLHPBU-16	.77 LBS
F20MEND	SPOR, SLSPOR-20	1.22 LBS
FAR08MEND	LAGR-08	.39 LBS
FAR12MEND	SAOR, HABU-12	.69 LBS
FAR16MEND	SAOR, HABU-16	.98 LBS
FL08MEND	LLBU, SLBU, LLGR, SLGR, LHBK, SLLHBK-08	.32 LBS
FA10MEND	SHBK, SLSHBK-10,	.44 LBS

## HORIZONTAL SWAGE TOOL

A PIRANHA SUPPLIED SWAGING MACHINE IS REQUIRED FOR THE INSTALLATION OF END FITTINGS AND MENDERS. ALL ASSEMBLY TOOLING IS DESIGNED AND PRODUCED TO BE COMPATIBLE WITH THE PIRANHA HOSE PRODUCTS SUPPLIED SWAGING MACHINES.

PART NO.	WEIGHT
SWAGE HAND	25.5 LBS



## HAND OPERATED HYDRAULIC SWAGING MACHINE

PART NO.	WEIGHT
SWAGE-HYD SALES	59 LBS



FOR AVAILABILITY OF PRODUCTS AND SIZES SHOWN, PLEASE REFER TO THE BACK PAGE FOR YOUR NEAREST STOCKING LOCATION. BECAUSE WE CONTINUALLY EXAMINE WAYS TO IMPROVE OUR PRODUCTS, WE RESERVE THE RIGHT TO ALTER SPECIFICATIONS OR DISCONTINUE PRODUCTS WITHOUT PRIOR NOTICE.





# **Cautionary Statement**

All products sold and distributed by Piranha Hose Products are in the nature of commodities and they are sold by published specifications and not for particular purposes, uses, or application. Purchaser shall first determine their suitability for the intended purposes, uses or applications and shall either conduct its own engineering studies or tests, or retain qualified engineers, consultants or testing laboratories and consult with them before determining the proper use, suitability or propriety of the merchandise or Products for the intended purposes, uses, or applications.

Piranha Hose Products ("Seller") does not recommend that the Products for any particular purpose, use or application, and the Purchaser or user thereof shall assume full responsibility for the suitability, propriety, use and application of the Products. Purchaser shall follow all instructions contained in Seller's catalogs, brochures, technical bulletins and other documents regarding the Products. The Products, including but not limited to, hose, tubing or couplings, may fail due to the use or conveyance of substances at elevated or lowered temperature or at excessive pressure, the conveyance of abrasive, injurious, flammable, explosive, or damaging substances.

Hose or tubing used in bent configurations will be subjected to increased abrasion. Hose clamps or couplings may loosen after initial installations and all sections of hose and tubing including connections, couplings, clamps, conductivity and bonding should be inspected frequently, regularly, consistently, and should be replaced, adjusted or re-tightened for the avoidance of leakage, for the prevention of injuries or damages, and for general safety purposes. Except as indicated in its Limited Warranty, Seller shall not be liable or responsible for direct or indirect injuries or damages caused by or attributed to the failure or malfunction of any Products sold or distributed by it.

Purchasers or users of the Products should frequently and consistently undertake inspections and protective measures with respect to the use and application of Products, which should include the examination of tube and cover, conditions of the hose or tubing, and the identification, repair or replacement of sections showing cracking, blistering, separations, internal and external abrasions, leaking or slipped couplings or connections and make proper proof tests.

## **Limited Warranty**

The Products sold or distributed by Seller are warranted to its customers to be free from defects in material and workmanship at the time of shipment by us, subject to the following provisions. ALL WARRANTY CLAIMS SHALL BE MADE WITHIN SIX (6) MONTHS AFTER SELLER SHIPPED THE PRODUCTS. SELLER'S LIABILITY HEREUNDER IS LIMITED AT SELLER'S EXCLUSIVE DISCRETION, TO 1) THE PURCHASE PRICE OF ANY PRODUCTS PROVIDING DEFECTIVE; 2) REPAIR OF ANY DEFECTIVE PRODUCT OR PART THEREOF; OR 3) REPLACEMENT OF ANY DEFECTIVE PRODUCT OR PART UPON ITS AUTHORIZED RETURN TO SELLER.

THIS WARRANTY IS IN LIEU OF AND EXCLUDES ALL OTHER WARRANTIES, EXPRESSED, IMPLIED, STATUTORY, OR OTHERWISE CREATED UNDER APPLICABLE LAW INCLUDING, BUT NOT LIMITED TO, THE WARRANTY OF MERCHANTABILITY AND THE WARRANTY OF FITNESS FOR A PARTICULAR PURPOSE. IN NO EVENT SHALL SELLER OR THE MANUFACTURER OF THE PRODUCT BE LIABLE FOR SPECIAL, INCIDENTAL, OR CONSEQUENTIAL DAMAGES INCLUDING LOSS OF PROFITS, WHETHER OR NOT CAUSED BY OR RESULTING FROM THE NEGLIGENCE OF SELLER AND/OR THE MANUFACTURER OF THE PRODUCT, UNLESS SPECIFICALLY PROVIDED HEREIN. IN ADDITION, THIS WARRANTY SHALL NOT APPLY TO ANY PRODUCTS OR PORTIONS THEREOF WHICH HAVE BEEN SUBJECTED TO ABUSE, MISUSE, IMPROPER INSTALLATION, MAINTENANCE, OR OPERATION, ELECTRICAL FAILURE OR ABNORMAL CONDITIONS, AND TO PRODUCTS WHICH HAVE BEEN TAMPERED WITH, ALTERED, MODIFIED, REPAIRED, REWORKED BY ANYONE NOT APPROVED BY SELLER, OR USED IN ANY MANNER INCONSISTENT WITH THE PROVISIONS OF THE "CAUTIONARY STATEMENT" ABOVE OR ANY INSTRUCTIONS OR SPECIFICATIONS PROVIDED WITH OR FOR THE PRODUCT.

10/2009



# DVR PROCAM™

## MINI-CAMERA SYSTEM



The **ProCam DVR**, is an extremely compact and lightweight camera system you can't live without. Having the same high quality standards and durability you have come to expect from UEMSI, the ProCam DVR system is setting the new standard of the industry. It incorporates the latest technology, which includes a 10.4" color LCD monitor and a DVR player/recorder that records directly to an SD card. This equipment is housed in a heavy-duty case, with a total weight of only 17 pounds. The ProCam DVR system not only operates on both 110 VAC and 12VDC, but also has a rechargeable battery pack option available. The system is designed for inspecting sewer pipelines, HVAC ducts, chimneys and other enclosed cavities.

Standard with the ProCam DVR system is UEMSI's proven multi-conductor, nylon-jacked video push cable. It is the strongest in the industry enabling the user to push long runs, yet flexible to handle tight corners in small pipe. The cable also includes a water-blocking gel inside to prevent water infiltration, if it were to become damaged.

### STANDARD FEATURES:

- 10.4" color LCD monitor
- DVR player/recorder that records directly to an SD card
- CM-1 Color camera
- Hand held microphone
- Variable light intensity
- Snap-on sun shield
- Video and audio output RCA connections
- Heavy-duty case weighing 17 lbs.
- 200' of nylon jacket push cable with water-blocking gel
- Capable of inspecting a minimum of 2" straight pipe
- Cable reel made of lightweight, heavy-duty steel tubing
- Lightweight and durable aluminum camera housing
- 4" – 6" Brush skid
- 110 VAC or 12 VDC operation

### UPGRADE OPTIONS:

**Pro Eye Self-Leveling Color Camera Head:** The Pro Eye self-leveling camera head automatically keeps the picture upright, and is available on both the ProCam DVR and DVR Ultra. It is 1.67" OD x 2.375" L and has 21 white LEDs.

**CH-3 Color Camera Head:** The CH-3 camera head is used for televising larger pipelines, and is available on both the ProCam DVR and DVR Ultra. It is 2.25" OD X 3" L and has 12 high-output LEDs.

**Data Display I Package:** This package is standard on the ProCam DVR Ultra and includes a mini-keyboard to add on-screen text, and an on-screen digital footage counter.



# Specifications

## REEL ASSEMBLY

- Durable steel construction
- Maintenance-free slip ring
- Rugged wheels for easy mobility
- Fiberglass rod imbedded in video cable for rigidity
- 4" flexible spring for easy bend negotiation
- Reel dimensions: 34" H x 14" W x 30" L
- Reel weight w/200' of cable: 49 lbs.
- Hand brake prevents reel from turning during transport
- EZ Termination for faster field service
- Cable Quick Disconnect for easy cable replacement

## CM-1 COLOR CAMERA HEAD

- Video output: 1.0 V p-p NTSC standard, 75 ohm
- Imaging device: 2 lux solid state
- 2:1 interlace scanning
- Scan frequency: 15.734 KHz; 59.9 Hz
- 300,000 pixels
- 460 lines (h) resolution
- 100-degree lens, 2.5 mm, f 1.8
- O-Ring sealed aluminum housing
- Equipped with 15 white LEDs
- Variable light output
- Light head housing: High strength, clear polycarbonate
- Camera dimensions: 1.4" OD x 2" L

## POWER CONTROL UNIT

- Rugged, lightweight, briefcase-style power control unit case
- Hinged lid with built-in storage compartment
- Power indicator LED
- Monitor and camera controls with variable light intensity
- 10.4" color LCD monitor
- DVR player/recorder that records directly to an SD card
- Snap-on sun shield
- Video and audio output connections
- Light head power supply: 0-12 VDC
- Case dimensions: 5.375" H x 14.25" W x 16.375" L
- Weight: 17 lbs

# Options



Self Leveling Color Camera



CM-3 Camera for Televising larger Pipe



Tracker In-Line transmitter



Brush, Aluminum & Roller type Skids



Tracker II Locating Receiver



AC Battery pack Kit

# PREDATOR

## Portable Mainline System



### Standard Features

- 10.4" sunlight readable color LCD monitor
- Built-in DVR with an SD Card Reader
- Data Display II system with digital
- On-screen footage and keyboard
- Heavy-duty portable reel with auto level-wind
- Prowler wheeled transporter
- Explorer Zoom pan & tilt camera
- Wired hand-held remote control
- Aluminum manhole roller

The **Predator Advantage Portable Mainline System** is extremely versatile. It will grow with you as your company grows, as it is an investment not only for the present, but also for the future. Mainline inspections are easily conducted when the Predator Advantage PCU is paired with a portable mainline reel and a transporter.

Comes standard with a 10.4" sunlight readable color LCD monitor, and a DVR recorder that records directly to an SD card. It has a built-in tractor and lighthead controller, and can control the Explorer Zoom pan & tilt camera via the wired hand held remote. The portable mainline reel is the best of both worlds, as it is light enough to be portable, and heavy enough for televising large pipe. It includes power rewind and automatic level-wind, plus comes standard with 500' of nylon-jacketed video cable. This system can be purchased with either a **Trax Jr.**, which is track driven for 6"- 15" pipe, or the **Prowler wheeled transporter** for 8" - 48" pipe.

# JET CAM

## Portable Mainline System



### Standard Features

- 10.4" sunlight readable color LCD monitor
- Built-in DVR, which records to an SD card
- AC/DC operation
- Variable controlled light intensity
- Video and audio output connections
- 40" interface cable
- 600' of flexible video cable
- Heavy-duty reel w/electric rewind motor
- Electrical slip ring assembly
- Nozzle assembly with camera adapter
- Pro Eye self-levelling color camera
- Auxiliary lighthead,
- 6", 8"-10", and 12" skid assemblies

The **Jet Cam Portable Mainline System** can be easily used with any existing sewer jetter. It uses the jetters water pressure system to propel the camera down the sewer line as far as the sewer hose can reach.

The PCU comes standard with a 10.4" sunlight readable color LCD monitor, and a DVR player/recorder that records directly to an SD card. It has a built-in lighthead controller.

Comes with heavy duty electric rewind reel and 6"- 12" skids for televising pipe up to 24"

# Portable Jetters

Small Powerful Jetters for Unstopping Sewer lines 2” - 6”  
and Pressure Washing Graffiti / Parking lots.

## Options

- Portable Jetters rated 1500-4000psi
- Flows available from 2 - 5 gpm
- 13 Hp Honda engine or Electric powered
- Heavy Duty Triplex plunger pump with stainless steel valves.
- Pumps handle fluids up to 160° degrees
- Compact Frame Dimensions
- Power Pulse Feature available
- Adjustable pressure
- 3/8" x 200' Jetter hose
- Powder coated frame
- Heavy Duty Tires & Rims
- Removable reel with shut off valve (Some models)
- 3 Year warranty on Engine
- 5 Year warranty on Pump
- Lifetime warranty on frame welds
- Toolbox Style and Electric models available



PN: PJ-4/3000HD



PN: PJ-4/3000C



**Toolbox Jetter**

PN: PJ-4/3000B



PN: PJ-4/3000

**\* Call for more detailed information and specifications \***

## High Performance Jetters



7030 SC



3518 SC



7040 SC



7040 T



3540 SC


### Standard Options:

- GPMS up to 65
- Pressures from 2000 to 4000
- Rotating hose reel (most models)
- Variable speed control
- Hose sizes 1/2" to 1"
- UV polyethylene tank
- Manhole w / screen
- Toolbox
- One Flusher Nozzle
- One Penetrator Nozzle
- Air purge system
- 12V Power supply outlet
- Level wind guide
- Leader hose
- Murphy shutdown system (most models)

### Available Options:

- Arrowboard
- Fixed Strobe Light
- Fixed rotating beacon light
- Side panels painted
- Pintle hitch
- Wireless remote option
- Level wind guide with counter
- Washdown gun with 25' hose
- Cold weather recirculation
- 25' fill hose
- Steel or Aluminum diamond plate tank shroud
- 3" by 36" tiger tail
- Auto level wind guide
- Low water shut down
- Camera system

**\* Government funding available! Call for more information \***



**Thank you for your business!**

**The Rumfola Sales Team**

10898 N. Dual St. Baton Rouge, LA 70814

225-757-5339

[www.rumfolasales.com](http://www.rumfolasales.com)