

Rock Talk



September 2019



Rock Talk

October 9th Meeting Program

The program activity for the October meeting will be a rock swap. Members are asked to bring specimens to swap with other members. We will have the usual 50/50 drawing and door prizes. Also snacks and beverages will be available.

In This Issue

- Our First Vulcan Mine Trip of the Season
- Sept. Club Meeting Photos
- New Mineral Discovered
- David Letasi Report
- Getting to Know You
- Rock Art
- Rocking in New England
- Bench Tips
- What is it?

The Cover Photo

Polished Labradorite

Our First Vulcan Mine Trip of the Season

by Roberta Oldread



Their safety record could have been worse.

It started off as a nice day for our first dig after our summer break at the Vulcan Mine. When I arrived at the gate entrance area there were several other club members already there, along with the Tampa Bay Fossil Club and a rock club from Gainesville. Our club only had five members who signed up for the dig. The road leading down to the lower pit had not been used over the summer, so it was quite rough, but passable for all vehicles in the

group. Once we got into the lower pit, Saul gave us his safety speech and then everyone went off in different directions.

It was a partly cloudy and very windy day, and when the sun broke through the clouds it would get hot. The breeze was definitely welcomed. I walked up the hill with my tools, bucket, and water, to the abandoned mine section where hardly anyone goes. I went to this area to collect echinoids for the upcoming event on November 24th, when our club is participating in the Brooksville Farmers Market. I was able to collect many echinoids and also a few smaller pieces of chert on my way back to the lower pit. The temperature was rising into the mid-to-upper 80s when I walked back down the hill to have lunch and take a break from the heat.

Then I walked around into the lower pit area where several of our club members were digging for specimens. Jim, as you can see in some of the photos, had quite a collection of shells that he had found. Eric and Colin had fun collecting specimens as well.

We all left the mine at noon, due to the heat. Though several other club group members stayed until 2:00 PM. I am looking forward to going back to the October Vulcan Mine dig with cooler temperatures.

photos on next page

Next Meeting, Wednesday, Oct. 9th, 7:00 PM at the Weeki Wachee Senior Citizens Center



Saul giving his safety talk to the group



A very well-defined fossil cast



Colen found a fossil cast.



Eric enjoying the hunt.



A bucket of echinoids



Ten years ago there was no vegetation in this area of the mine.



Jim collecting fossils.

Field Trips to the Vulcan Mine have Begun

Our club will start going to the Vulcan mine in Brooksville on the second Saturday of each month., The next field trip is on October 12th. Everyone is to be at the gate before 9:00 AM. Please make sure that you park off to the side of the road because of trucks entering and leaving the property. First we will go into the mine for a brief safety meeting. Then we have three hours to dig and collect specimens, or you can stay the full five hours. You may leave the mine either at noon or at 2:00 p.m. No one can leave the property before these times unless it's an emergency as a mine employee must escort us into and out of the mine.

We are expecting 80°+ temps with high humidity, so bring water, a hat, and sunscreen (also shade if you think you'll need it, because there is none in the mine). Sturdy shoes are helpful, also a rock hammer, chisel, eye protection, a bucket or other suitable container, and newspaper to wrap delicate specimens.

No bathroom, no water, no shade, please be prepared and dress accordingly.

Children are welcome with proper adult supervision. This is a retired limestone pit. There are sharp rocks, wild animals, insects, and other hazards to be mindful of.

Vulcan Mine Address

16313 Ponce DeLeon Blvd.

Brooksville, FL 34641

Lat./long. 28.656481, -82.457544

Next Meeting, Wednesday Oct. 9th, 7:00PM at the Weeki Wachee Senior Citizens Center

September Club Meeting Photos



Good attendance for a late summer meeting.



Lauren selling her wares.



Melodiye's for sale items.



Club president Birtx at the podium.

Photos by Roberta Oldread

Scientists Confirm the Discovery of a Mineral Never Before Seen in Nature

From an article by Peter Dockrill <https://www.sciencealert.com/mineral-never-seen-in-nature-found-buried-in-heart-of-mysterious-meteorite>

A 210-gram (7.4 ounce) meteorite was found in 1951 on the side of the road in Australia. It is called the Wedderburn Meteorite. After decades of analyzing and testing, researchers recently verified the first natural occurrence of the mineral they call edscottite, which is a rare form of iron-carbide



Meteorite

According to scientists the meteorite is likely from the molten core and under great pressure of a planet that has long since been destroyed.

The meteorite has been sliced into many pieces and analyzed and only about one third of the original specimen remains intact. The following elements and minerals have been found in the meteorite: gold, iron, kamacite, schreibersite, taenite, and troilite, and recently edscottite.



The new mineral, edscottite.

Edscottite was named in honor of a meteorite expert and chsmochemist, Edward Scott, from the University of Hawaii.

A synthetic version of the mineral iron carbide has been known for about four decades; it is produced during iron smelting. Hundreds of thousands of minerals have been discovered in labs, but only about 6,000 have been formed naturally.

Information sent to us by Michael Steverson

Use Our Website

I try to send an email to all members, with a link to the *Rock Talk* before the jewelry workshop, which normally is a week and a day before the club meeting.

If you don't receive an email with a link to the *Rock Talk*, you can access our website for the newsletter, club meeting program, and the project for the next Tuesday morning jewelry workshop.

Also, previous *Rock Talk* newsletters can be downloaded from our website. They have been posted from June 2016.

www.withlacocheerockhounds.com

Mike Stone, editor/webmaster

Tuesday Workshop

at the

Weeki Wachee Senior Citizens' Center

Withlacochee Rockhounds is giving workshops on wire wrapping (stones), chain making (jump rings) and possibly other related skills at the Weeki Wachee Senior Citizens' Center in Spring Hill. The workshops are normally on the **first Tuesday of the month from 9:00 AM until 12:00 noon**. The cost per workshop is \$1.00. To participate in the workshops, one must be a member of the *Withlacochee Rockhounds*, which covers dues to the *Weeki Wachee Citizens Club*

Weeki Wachee Senior Citizens' Center.

3357 Susan Dr.

Spring Hill FL 34606

For more information call Judith at: 352-587-1702

Next Workshop

October 1st at 9:00 AM—12:00 PM

The October 1st class will be from 9:00 AM until noon at the Weeki Wachee Senior Citizens Center.

The projects will be wire wrapping a stone bracelet. The cost will be \$5.00 per person or \$5.00 per kit.

Jan Gathj will be teaching the class.



Hernando County, FL

Next Meeting, Wednesday Oct. 9th, 7:00PM at the Weeki Wachee Senior Citizens Center



Triassic rock Formations at Palo Duro Canyon

Hey everyone. I hope you had a chance to get out and collect. From my last newsletter you know that Scott and I continued traveling on our 12 western states adventure. The next day after our time at the Panhandle Plains Museum we got up early but were shocked by how thick the fog was. We planned on hiking in the Palo Duro Canyon that morning but decided to delay our adventure until later in the day after the fog lifted. Scott decided to drive us to Roswell New Mexico and to search for extra terrestrials. We visited two museums featuring the UFO crash sites in the area. We had several encounters of the weird kind but had a lot of fun. Driving North in the vicinity of several "crash sites" (9 in all) I talked Scott into stopping so I could collect rock specimens in the area. He wanted to have me committed but I persevered and found a nice San Andres limestone specimen that represented the rock formation that holds the aquifer known as the Roswell Aquifer Basin.




Palo Duro Canyon drop off

We drove back to Palo Duro Canyon, arriving at 5:00 pm. I thought that was to late to hike the miles of trails. Scott was determined to go on as long a hike as possible. I walked around the park area to stretch my legs but Scott took off telling me not to worry about him unless he wasn't back at about 9:00 pm. I looked around at the beautiful Dockum Formation group of Triassic age rocks that were laid down over 200 million years ago. I began to wonder if Scott would get back, as it was getting to be about 8:20 pm and it was becoming dark. Finally when 8:45 pm approached, I was really getting worried that he might not get back to our car. The park closes at 10:00 pm so we would be stuck there all night. Suddenly a car pulled up and Scott jumped out. Concerned that he wouldn't get back on time, he walked to the nearest road and fortunately was picked up by a good samaritan.

Palo Duro Canyon lays ten miles East of Canyon, Texas and is considered one of Texas's greatest geological features. It is nowhere near the size of the Grand Canyon but was large enough (120 miles long) for the Kiowa Indian Tribes to hide out from US government

troops in the 1870's, culminating in a major battle in the Canyon area. The canyon displays gorgeous red and buff colored cliffs with numerous side canyons eroded by the Prairie Dog Town Fork Red River, creating the amazing hoodoo rock formations and numerous caves. The Canyon walls range between 820 to 1000 feet in height from its river base.



Hoodoo rock formation at Palo Duro canyon

The park is well serviced and has camping with indoor rest areas with showers. I highly recommend visiting it when in West Texas. The Canyon is famous for the fossils of large early

Continued on next page

Palo Dura Canyon from previous page

crocodile like creatures called Phytosaurs and strange cow lizards called Desmatosuchus. These animals called Thecodonts lived along side the earliest types of primitive dinosaurs. The upper rock layer of the Canyons Ogallala Formation held the fossil remains of the famous saber tooth cats that we studied at the West Texas University's Panhandle Plains Museum. So once again we had another fantastic adventure.




Desmatosuchus the Palo Dura Canyon Thecodont Cow Lizard

I hope everyone dodged Dorian and stayed safe during the hurricane season. I hope you all got out to find rock treasures this summer. See you in October.



Skull of Phytosaurus



Size comparison of Phytosaurus species



Getting to Know You

Withlacoochee Rockhound Member

Mike Stone

Ham Radio-Another Hobby

by Mike Stone

Sometime around 1990, I bought a programmable radio scanner and set it up in the kitchen. While scanning for active frequencies it locked onto a couple of guys in what sounded like a private conversation similar to a phone call. I pushed the “save” button and that frequency was locked into the scanner. We turned on the scanner most mornings while having breakfast and would listen to the two guys, who sometimes were joined by a few of others. Eventually we learned that they were amateur radio operators (Hams) and were talking to one another from their vehicles on the way to work. Eventually we learned their names, where they lived, and what vehicles they drove, where they worked, their children’s and wives’ names, what they were using for radios, and we learned about their home radio stations.

Eventually Peg read an article in a local paper about a Ham radio-licensing course that was being offered locally and we signed up. The course was interesting and we learned enough from our instructor and from the textbook to successfully pass the FCC exam for our first amateur radio license (technician class). In 1992, once we received the paper copy of our license, along with our call signs (Peg’s N1MBC and mine N1MAW) we were able to communicate on a few bands (groups of frequencies).

Not long after becoming a Ham I was asked to become the president of a local ham radio club and soon after I became the editor

of their monthly newsletter. After a few years we upgraded to the highest-class license (extra class) and then were able to operate on all bands and frequencies allocated to American amateur radio operators. Our extra class call signs are: K1VE (Peg) and N1VE (Mike)

We’ve used our radios to stay in touch with one another well before cell phones were commonly used, and we made friends with hams both locally and distant. In fact we met Mick in London, England for what is called an “eyeball QSO” when we visited the country twenty-one years ago. And we are still in touch with him using Skype. Peg and I both continue to belong to one or more Ham radio clubs and organizations, we use our radios to stay in touch with one another when geocaching, rock collecting, and visiting flea markets. I join local nets both here and in Kentucky, and speak with friends in New Hampshire several times a week.

The hobby has something for everyone, even for those who don’t want to communicate with a microphone. Computers can be used along with radios to send and receive messages and photographs. Morse code is still being used. Few hams build radios nowadays, but many build antennas, assemble stations, integrate computers and interface electronic equipment to radios, erect towers, and operate on many modes, such as bouncing signals off the moon or meteorite tails. Some Hams speak to the US space station and MIR, some use satellites to communicate long distance, and others participate in con-

tests to see how many contacts they can make all over the world. Since the federal government allows Hams to use many valuable frequencies, it is expected that we will provide communications in emergency situations. We have practice drills and also provide community service communications for practice at foot races, marathons, dog sled races, and in other situations when “normal communications” is not practical or possible.

Hams own their own equipment and don’t have to rely on commercial networks or commercial power. We are self-sufficient, and many of us are prepared to operate during power failures. If our antennas are damaged during severe weather or other disasters, most of us can erect working antennas quickly to get back on the air.

Peg and I have been hams for twenty-seven years and are still learning and still proud to know that we are part of an interesting, useful, and valuable hobby. For more information about amateur radio communications check out this website,

<http://www.arrl.org/what-is-ham-radio>, or corner us at a club meeting.



Our radio shack in Kentucky.

Rock Art



2019 31st Annual Jacksonville Gem and Mineral Societies Annual Show and Sale

This year the show will be at the Morocco Shrine Auditorium 3800 St. Johns Bluff Rd S, Jacksonville, FL 32224. Sept 27-29, Fri-Sat 10-6, Sun 10-5.

This will be our last year at the Morocco Shrine.

Next year our show will be at the Jacksonville Fair Grounds Spring of 2020.

31st Annual Jacksonville Gem and Mineral Societies Jewelry, Gem, Mineral, Fossil, Bead Show and Sale. Sixty-five vendors from around the country. Continuous live demos in faceting, cabbing, silversmithing, gem trees, wire wrapping, five spectacular grand prize drawings, awesome hourly door prizes, a fun and educational kids zone, meteorites, space memorabilia and space shuttle tire display. This will be our largest show ever. Fantastic one of a kind jewelry, rare and beautiful minerals and fossils from around the world. A perfect time to find that special gift for the hard to please person. Morocco Shrine Auditorium 3800 St. Johns Bluff Rd. S, Jacksonville, FL 32224. Sept 27-29, Fri-Sat 10-6, Sun 10-5, \$5 per day or \$8 for the weekend, Kids 12 under free with guardian, Scouts in uniform free, \$1 discount for 65+, or \$1 discount for military, police, fire with ID.

Scott Metal Art and Lapidary
Unique Artisan Jewelry
With a Southwestern Flair

Bennett Scott

678-642-7953
 bscott@scottmetalart.com

Rovie Alford

Lapidary Equipment Repairs & Sales
 Faceting, Cabbing, Tumblers, Saws and
 Silversmithing

Phone 270-999-9144 roviea712@yahoo.com

WITHLACOOCHEE ROCKHOUNDS
 of Hernando County, Florida.

Home Club Meetings and Events Club Newsletters Annual Gem Show Club Officers

Jewelry Workshop Contact Us Club T-Shirts Photos Related Links

Withlacoochee Rockhounds
 PO Box 5634
 Spring Hill, FL 34611-5634

We are non-profit organization, affiliated with the "Southeast Federation of Mineralogical Societies, Inc." and the "American Federation of Mineralogical Societies".

Download Club Brochure
 Rock Club Membership Form
 Download Bylaws Withlacoochee Rockhounds

Withlacoochee Rockhounds
 is a non-profit organization with the purpose of fostering interest and promoting knowledge of minerals, gems, fossils, and earth sciences.

We conduct:

- regular meetings
- informational programs - guest speakers, videos, slide shows, demonstrations, classes
- workshops*
- annual gem and mineral show
- field trips
- rock swaps, auctions
- annual dinner meeting

We are on Facebook.

*workshops:

KELLY JOHNSON

MINERALS*FOSSILS*CABOCHONS
FLINTKNAPPED STONE BLADE KNIVES *Genesis 1:1*

buy / sell / trade retail / wholesale

...Yes I buy collections, lapidary equipment, etc...

email: KellyMineralsFossils@aol.com
 facebook: Kelly minerals fossils
 239-940-9773 SPRING HILL, FL

Our Website
www.withlacoocheerockhounds.com

Rocking in New England

by Mike Stone

While our home in Kentucky was enduring a long stretch of ninety degree plus weather we headed to New Hampshire to escape the dreadful heat. However, September in the northeast can be cool to cold, dreary, and wet. On day while riding with friends through the mountains and hills north of Plymouth, we stopped along the side of a brook to check out the rocks that have been tumbling in the cold and clear water for more than ten thousand years, since the glaciers from the last ice age receded. It was nice to be back in igneous and metamorphic country, where river rocks and fieldstones are often found in many varieties due to the action of glaciers and periods of massive flooding. As we hopped from rock to rock, being sure not to stumble into the cold water, we saw boulders down to baseball size rocks in various, shapes, colors, and textures. Most had been worn to relatively smooth surfaces due to tumbling when the water was running high and fast.




Looking for rocks in a brook in North Haverhill, NH

The mixes of igneous and metamorphic rocks (including much schist and gneiss) in the brook made for very interesting collecting.

We picked a few that we thought would look good in our flower gardens around the house, since they are so different than the monocolored limestone found near our homes in both Florida and Kentucky. The minerals making up these rocks are often not easily identifiable because of their various crystal shapes, colors, cleavage, texture, sheen, and hardness. When we were living in New Hampshire, we didn't always pay much attention to river rocks, bed-rock outcroppings, or fieldstones (except when building walls). But now that we infrequently visit the northeast, we enjoy looking at these oddities and collecting some of those of manageable size to bring home for scrutinizing.

This section of the country has been withstanding the rigors of time and weather and the effects of gravity for millions of years. The once mighty White Mountains were as tall as the Rockies, but have been reduced in stature from sharply pointed upheavals to moderately high mountains and hills that have been worn down and smoothed out and thickly covered with trees, to somewhat taller mountains that have been worn down to four thousand feet to just over six thousand feet above sea level, many of which still have their upper levels well above the timber line.



A typical pattern of metamorphic rock as seen along some of the road cuts in NH.

After spending a week in New Hampshire, we headed south to park in my son's driveway in Scituate, Massachusetts, and a couple miles from the Atlantic Ocean. The ride along I-93 and Route 3 brought us past extremely interesting metamorphic ledges, along very deep road cuts. We would liked to have stopped, but that would not have been wise considering the amount of traffic and the size of our motor home and trailer combination.

One evening we took a quick ride to the Scituate lighthouse where the mighty Atlantic Ocean was plowing into the rocky shore. Rather than ogle the fantastic views, Peg and I kept our eyes near our feet and couldn't resist picking up one interesting water worn rock after another. Pink granite was predominant and too interesting not to have taken a few specimens for decorating our yard and display cabinets.



There were plenty of rocks from which to choose in Scituate, MA

Our next stop was Egypt Beach where the ocean has been pounding, grinding, and polishing rocks of all types into smooth and almost fully polished specimens. We gathered several in-

Continued on next page

Rocking in New England from previous page



Egypt Beach, MA is made up of polished rocks of all colors and shapes.

interesting rocks, some of which will need only a finish polish to become useable as a cab for wire wrapping.

Our major objective for going to the Northeast was to visit family and friends, so we had commitments much of the time. Nevertheless we were able to collect a five-gallon bucket full of interesting specimens, and enjoy the mountains, the clear streams, and dense woodlands.



Getting to Know You

Send us a few words about your interest (s) and/or hobby(s), whether or not they are related to rock hounding, we will print them in future issues of *Rock Talk*, and you might find that other club members have similar

Gem Show

Central Florida Mineral & Gem Society Inc., a non-profit 501(C)3 educational organization, is hosting a Rock, Mineral, Gem, Jewelry & Fossil Show on October 4th, 5th & 6th, 2019 at the Florida National Guard Armory, 2809 S. Fern Creek Ave., Orlando, FL 32806. Show time: Fri. 1pm to 6pm, Sat. 10am to 6pm and Sun. 10am to 5pm. Vendors offering beads, minerals, gemstones, hand crafted cabochons and jewelry, fossils, artifacts, rocks, etc. Silent Auction, Door Prizes, Demonstrations, Family Activities, Scavenger Hunt. Admission: Adults \$5, Kids \$2, Scouts in uniform free. Website: www.cfmgso.org Contact: President Salvatore Sansone 321-278-9294 or ssfossilhunter@aol.com. If you have any questions, please e-mail or call me at 407-816-1229. Thank you. Betty Sumner, Secretary, Central Florida Mineral & Gem Society, Inc.

For Sale Items

Club members can post appropriate club-related type **for sale** items in the *Rock Talk* free of charge. Contact your editors by the 25th of the month to have your items posted in the next issue.

Mike Stone
n1ve@amsat.org

CUSTOM LEATHER CREATIONS

&
Handmade & polished wire wrapped Jewelry, Cabochons, Stones & more

ROBERTA
352-302-2487
bertahdhugger98@yahoo.com

RALPH BARBER


STONE JEWELRY
bottle wind chimes

Hernando County Farmers Market
US 19
Spring Hill Fl
352 200 6852
barbersbloomers@hotmail.com

Jewels by Jude

Judith Birx
Member of Withlacoochee Rockhounds
Judithbirx@hotmail.com
Natural Stone Jewelry , Wire Wrapping ,
Crystals , Beading

352-587-1702



Celtic Designs by Melodye

Ancient echos from the Celtic past brought to life in stone and metal

Melodye Stevenson 407-760-4472
www.DesignsByMelodye.com

Withlacoochee Rockhounds is now on Facebook

https://www.facebook.com/withlacoocheerockhounds1/?ref=page_internal



Next Meeting, Wednesday October 9th, 7:00PM at the Weeki Wachee Senior Citizens Center

Withlacoochee Rockhounds



Bench Tips
by
Brad Smith



Bench Tips for Jewelry Making and Broom Casting for Creative Jewelry are available on Amazon

Tapered Reamers



A tool that you don't see often these days is a tapered reamer. It is particularly useful for making an irregularly shaped hole round or for enlarging a hole to an exact diameter. For example, in the photo the small set in the yellow pouch is for holes in the range of 0.3mm to 2.5mm. They are great for sizing a tube to fit a hinge pin. Other times when I'm drilling a hole for riveting sheet metal and can't find the exact size drill, I simply drill the holes with a slightly smaller bit and enlarge them with a reamer until the wire just fits.

For larger hole sizes in sheet metal up to 14 ga, I really like the reamer with the black handle. It makes quick work of sizing holes from about 3mm to 12mm. You

can find them in well-equipped hardware stores.

You might never use the large diameter reamers, but when sawing out rings from 4mm thick sheets, I found they worked well for rounding and sizing the hole.

Testing for Silver

One often needs to identify unknown "silvery" pieces in the bottom of a toolbox or old jewelry. Is it silver or is it something else? Of course if you need to know exactly what you have, it is best to send your metals off for refining. But inexpensive silver testing solutions can be used to help distinguish higher silver content alloys from alloys that have the same appearance but with little or no silver content, like German silver or nickel.

I purchased a half-ounce bottle of JSP Silver Testing Solution #GT41. It is not a rigorous analytic test, but it lets you know if you're on the right track. And it's inexpensive. Mine was only \$3.00.

When using a fresh solution, you have an instant reaction after applying it to the metal being tested. The procedure is simple; as you apply a small drop and look for a color change. Note that the acid will leave a slight mark on the piece, so choose a spot that is out of the way or will be easy to polish.

If you suspect that the object is silver plated, you should file a little notch somewhere in an inconspicuous area to expose the metal below the surface. Otherwise, all that you test will be the surface plating.

Here are the reactions I found when testing various materials:

- . Fine silver Red/Orange
- . Sterling silver Brick Red

- . 80% silver 20% copper . Dark red changing to gray
- . Brass Yellow changing to blue
- . Nickel Gray-green
- . Copper Yellow changing to blue
- . Steel Black
- . Stainless Steel .No color change

Caution - If you do any of this type of testing, know that you are handling a reasonably strong acid. The GT41 label says it includes nitric acid and potassium dichromate.


Wear safety glasses.

Do not get any testing solution on your skin.

Use a solution of baking soda and water to neutralize acid.

Wash and clean up well when you're done.

**Learn New Jewelry Skills With Brad's
How-To-Do-It Books**
[Amazon.com/author/bradfordsmith](https://www.amazon.com/author/bradfordsmith)



Lauren M Bell
Artist/Owner
Facebook.com/MadHouseMindWorks
www.MadHouseMindWorks.etsy.com

MAD HOUSE MIND WORKS
Handmade Steampunk Style Accessories
Award Winning Designs (2013 RAW Honolulu)

MadHouseMindWorks@gmail.com
Other designs offered include:
Wire Wraps, Crystals and
Cast Aluminum Ant Hill Sculptures

Next Meeting, October 9th, 7:00 PM at the Weeki Wachee Senior Citizens Center

October Rock Talk

Show Us Your Stuff

We're always looking for information for the *Rock Talk*. Club members would enjoy seeing other members' rock cutting and polishing equipment, display cabinets, projects, and favorite specimens. Take a photo and send it to your editors along with a description and we will be glad to include it in our newsletter.

Mike Stone
n1ve@amsat.org

Board of Directors Meeting

The next Board meeting will be held at the Weeki Wachee Senior Citizens Center on **October 15th** at 6:30 PM.

Arrive Early for Our Meetings

On the nights of our club meetings (second Wednesday of the month) the Weeki Wachee Senior Citizens Center is open at 5:30 PM. The rock grinding and cutting machines are set up early so members can use the equipment before the business portion of the meeting begins at 7:00 PM. If you have jewelry, rocks, minerals, fossils or equipment to show or sell, specimens to be identified; the best time to do so is between 5:30 PM and 7:00 PM. No equipment can be used during the business meeting or during presentations.

The Annual Withlacoochee Rockhounds Gem Show is Coming

Veterans Memorial Park
14333 Hicks Road
Hudson, FL 34669
December 6, 7, and 8, 2019



Club member volunteers are needed for the 2019 gem show committee. Sign up at the June club meeting..

What is It?

Can you identify the specimen below?



Answer in this *Rock Talk*.

Last month's "What is It?"

Cobalt Ore



Salt



LIKE US ON FACEBOOK

facebook.com/gailsgifhut

ROCKS, CRYSTALS, JEWELRY, TAPESTRIES,
OILS, AND MUCH MORE

Gail's Gift Hut

gailsgifhut@gmail.com

FIND US ON ETSY

etsy.com/shop/gailsgifhut

Howards Flea Market

M 13,15,17,19

HOMOSASSA, FL. 34446



Offering: Darryl Johns

polished stones, specimens, slabs, jewelry, fossils, shells, rough stones, and more

5109 Harbinger Rd.
Spring Hill, FL 34608
Text for Appointment
(847) 420-8705

Facebook: Dr.GotRox

Email: dr.gotrox@gmail.com

MR BEAR

Native American Style Jewelry

Necklaces 🐾 Chokers 🐾 Bracelets 🐾 Rings
Silver 🐾 Turquoise 🐾 Bone

Custom work available

360-528-0757

mrbearone@gmail.com

Withlacoochee Rockhounds

PO Box 5634

Spring Hill, FL 34611-5634

Withlacoochee Rockhounds

Membership Form

Annual Dues: Individual member, \$20. 00. Under 18 years of age, \$5.00.
Check if new member

Please Print Clearly

Last name _____ First Name _____ Check if under 18

Street Address: _____

City _____ State _____ ZIP _____

Phone Number (s) _____

Email address: _____

**Give this completed form along with your check for dues made out to
"Withlacoochee Rockhounds" to club secretary Janet Wheeler at a
club meeting. Or mail the form and your check to:**

**Withlacoochee Rockhounds
PO Box 5634
Spring Hill, FL 34611-5634**

Rock Talk

Withlacoochee Rockhounds

Our monthly club meeting is held at the
Weeki Wachee Senior Citizens Club,
3357 Susan Dr., Spring Hill, FL 34606, on
the 2nd Wednesday of each month
from 7:00 to 9:00 PM



www.withlacoocheerockhounds.com

Your Business Card Size Ad in Rock Talk

The cost for non-club members to advertise their businesses in *Rock Talk* is \$10.00 per month. Contact Mike Stone to set up an ad in both the club newsletter and our website. It will benefit both your business and our club.

Advertisers Needed

Please help us find advertisers for the *Rock Talk* and our website. The club can use the monthly income. Both the *Rock Talk* and our website have more exposure than only club members

Contact club treasure Janet Wheeler: ceecgirl@tampabay.rr.com
or send to:
Withlacoochee Rockhounds
PO Box 5634
Spring Hill, FL 34611-5634

Withlacoochee Rockhounds
PO Box 5634
Spring Hill, FL 34611-5634

Withlacoochee Rockhounds

Purpose

We are a non-profit organization whose purpose is to foster interest and promote knowledge of minerals, gems, fossils, lapidary arts, and earth sciences, through regular meetings, informative programs, workshops, and field trips. PLUS our annual gem and mineral and jewelry show. Membership is open to anyone sharing such interests.

Dues

Dues are \$20.00 annually for adults and \$5.00 annually for children under 18 years of age.

Club Meeting Location and Time

Weeki Wachee Senior Citizens Center, 3357 Susan Drive in Spring Hill. The meetings are held on the second Wednesday of the month at 7:00 PM.

2019 Club Officers and Appointees

President.....	Judith Birx.....	352-587-1702.....	judithbirx@hotmail.com
Vice President.....	Mark Moore.....	352-586-9607.....	markles@bellsouth.net
Secretary.....	Melody Steverson.....	352-683-9496.....	melodye@designsbymelodye.com
Treasurer.....	Janet Wheeler.....	727-938-3644.....	ceecgirl@tampabay.rr.com
Rock Talk Editors.....	Mike Stone / Peggy Burns.....	603-524-0468.....	n1ve@amsat.org
Club Web Master.....	Mike Stone.....	603-524-0468.....	n1ve@amsat.org
Mailing Reporter.....	Janet Wheeler.....	727-938-3644.....	ceecgirl@tampabay.rr.com
Gem Bag Coordinator.....	Gloria DuPont.....	352-848-5199.....	ddupont@tampabay.rr.com
Audio/Visual Coordinator.....	Michael Steverson.....	407-376-5570.....	highlander56@gmail.com

Board of Directors

Ralph Barber (past president)
Judith Birx (president)
Roberta Oldread (2019)
Melody Steverson (secretary)

Ginny Steverson (2021)
Mike Stone (2019)
Lynn Walters (2021)
Janet Wheeler (treasurer)