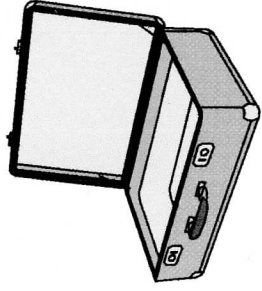


WHAT TO PACK: SEWING RETREAT



SEWING, CUTTING, PRESSING

- Rotary cutter
- Scissors
- Small cutting mat
- Ruler
- Sewing machine (including foot pedal and power cord!)
- Neutral thread (plus colors needed for specific projects)
- Prewound bobbins
- Pins and pincushion
- Needle threader
- ¼-inch foot
- Walking foot
- Zipper foot
- Seam ripper
- Shelf liner to put under machine
- Wide rubber bands to hold foot control in place
- Spray bottle for water (to use at ironing station)
- Wooden seam presser
- Portable pressing surface
- Mini iron
-

EXTRA, EXTRA

- Extra sewing machine needles
- Spare rotary cutter blades
- Fabric basting glue
- Fusible web
- Marking tools
- Specialty rulers or acrylic templates
- Freezer paper
- Interfacing
- Batting
- Container or tool caddy
- Notebook and pencil
-
-
-



PROJECTS

- List projects, kits, and any special supplies needed for each.
-
-
-
-
-
-
-
-
-
-
-
-
-
-

GETTING COMFY

- Extra lighting
- Snacks (fruit, veggies, nuts, and cheese)
- Water
- Layers of clothing
- Slippers
- Plastic cup with a cover
- Cushion or special chair
- Your own pillow
-
-
-
-
-
-

MORE RETREAT TIPS:

- Kits are great for retreats, everything is in one bag ready to go. Make sure you include the instructions.  
- For extra special retreats, make signature blocks and have each attendee sign one. Put them together in a wallhanging for a memento.
- As a courtesy to other attendees, ask before you post any photos to social media. Someone may be working on a special project they don't want shared or they may be in their jammies (yes, all day!) and don't want their photo shared.
- Bring handwork for when you are tired of sewing at your machine.

ASK IF YOU NEED TO SUPPLY:

- Bedding, towels, blow dryer,
- extension cords, large cutting mat, iron, or ironing board. If you'll be walking between buildings, don't forget umbrella, flashlight, and boots.
-