

2023 BC-15 HD SW & DW

BY BCROASTERS.COM

THE 2023 BC-15 CONTINUES TO GROW IN NEW FEATURES EACH YEAR. AND 2023 ADDS SIX NEW FEATURES TO HELP THE ROASTMASTER PRODUCE THE FINEST IN COFFEE ROASTING:

1. **NEW FRONT BEARING SYSTEM THAT ALLOWS ON THE FLY DRUM ALIGNMENTS**
2. **EASY ACCESS TO BACK DRUM SYSTEM FOR MAINTENANCE**
3. **A NEW BACK DRUM SHAFT WHEEL FOR QUICK REMOVAL OF BEANS IN THE EVENT OF A POWER OUTAGE WHILE ROASTING**
4. **TWO WAYS TO CONTROL AIRFLOW VIA THE MANUAL DIAL DAMPER PLUS PRECISE AIR FLOW CONTROL VIA A FAN SPEED CONTROLLER POWERED BY A 3 PHASE MOTOR AND CONVERTER**
5. **NEW FRONT ENTRY DOOR TO BURNER ROOM ALLOWING QUICK MAINTENANCE WHEN NEEDED**
6. **NEW DATA LOGGER COMPUTER CHIP TO ALLOW DIRECT BLUETOOTH CONNECTIVITY WHILE USING ARTISAN SOFTWARE.**

ADD ALL THE ABOVE TO THE MANY PREVIOUS FEATURES WE HAVE ADDED OVER THE LAST SEVERAL YEARS AND YOU HAVE THE MOST ADVANCED BC-8 ROASTER AVAILABLE.

THE BC-15 HD COMES IN YOUR CHOICE OF SINGLE OR DOUBLE WALL MODELS. THESE ARE GREAT FOR PRODUCTION ROASTING FOR THE WHOLESALE OR RETAIL COFFEE BUSINESS. IT CAN ROAST FROM 3LB. TO 15LB. PER ROAST AND UP TO 5 ROASTS PER HOUR. THE DW MODEL CAN ROAST EVEN SMALLER BATCHES. IT WILL ROAST WELL OVER 400LB. PER DAY. IT HAS ALL THE FEATURES MOST COMPANIES CHARGE EXTRA FOR BUILT INTO THE BASE PRICE. THE MAG AIRFLOW GAUGE COMES STANDARD AND THE ONLY OPTION IS IF YOU WISH TO ADD A COOLING TRAY COVER. THESE MODELS ALL COME WITH THE ADVANCED AND PRECISE AIRFLOW CONTROL VIA THE MDDS (MANUAL DAMPER) SYSTEM & MANY NEW SAFETY FEATURES. SOLID HEAVY-DUTY STAINLESS STEEL DRUM AND BUILT IN PROFILING SYSTEM WITH ARTISAN SOFTWARE FOR RECORDING BT & ET. DIRECT-CONNECT CHAFF UNIT FOR EFFICIENCY & REDUCED FOOTPRINT. COMES STANDARD WITH LP (PROPANE) GAS. AND YOU CAN PURCHASE A NATURAL GAS KIT IF YOU WISH TO CONVERT UNIT TO RUN ON NATURAL GAS.

“GET YOUR ROAST ON!”




BC-15 HD	GAS TYPE
Batch Size	3-15lb.
Roasting Time	10-15 minutes
Production	56-75lb.hr
Heat Source	NG/LPG
Voltage	220V
Wattage	700W
Drum Motor	200W
Chaff Fan Motor	120W
Cooling Fan Motor	200w
MIXING ARM	90W
BTU	82,000
NG PRESSURE	7-14WC
LPG PRESSURE	MAX. 16-20WC
Gas Consumption	0.8kg/hr
Roaster Dim.	58x38x63"
Roaster Weight	838lb.
Package Dimensions	65x45x66 1050lb.

FEATURES

DRUM TYPE
DATA LOGGING
THERMOCOUPLES
CONTROL PANEL
WARRANTY
PARTS AVAILABLE
110V CONVERTER
TYPE
DATA LOGGING

Single or Double Wall
2 OMRON CONTROLS w/BT & ET
K-TYPE for BT & ET
BT & ET VEIW ON PANEL
1 YEAR PARTS & INSTRUCTION
10 Year Parts Available Guarantee
Optional 110V Voltage Converter
3000W may be purchased separate.

NEW FEATURES FOR 2023!



NEW FRONT BEARING SYSTEM



EASY ACCESS BELT COVER



NEW DRUM SHAFT WHEEL



NEW PRECISE ELECTRONIC AIRFLOW CONTROL



FRONT BURNER ROOM DOOR

PLUS NEW BLUETOOTH DIRECT CHIP FOR ARTISAN!

THE BC-15 MD IS A HEAVY DUTY ROASTER BUILT WITH A CARBON STEEL BODY WITH APPROVED POWDER COAT HIGH TEMPERATURE BODY IN BLACK, RED OR WHITE. THE HOUSINGS COME IN A VARIETY OF CHOICES.

TWO EXHAUST PIPE COMES OFF THE BC-15 AT 5" AS SHOWN BELOW AND CAN BE EXHAUSTED SEPARATELY OUT OF BUILDING OR JOINED WITH A BLAST DAMPER OR BACKDRAFT DAMPER ABOVE CHAFF UNIT. (6" HIGH TEMPERATURE VENTING IS RECOMMENDED WHEN VENTING EACH SEPARATELY)

BC COLORS 2022

**BC ROASTERS NOW COME IN 3 BODY COLORS:
BLACK, RED & WHITE**



BLACK BODY WITH BLACK CHECKERED HOUSING



RED BODY WITH GOLD CHECKERED HOUSING



WHITE BODY WITH ROSE GOLD HOUSING

SOLID COLORS



ROSE GOLD



STAINLESS




BLACK TITANIUM


TEXTURED HOUSINGS

CHECKERED


NEW FOR 2021 & 2022



CHECKERED BLACK



CHECKERED GOLD




CHECKERED SILVER

SILVER RAINDROP

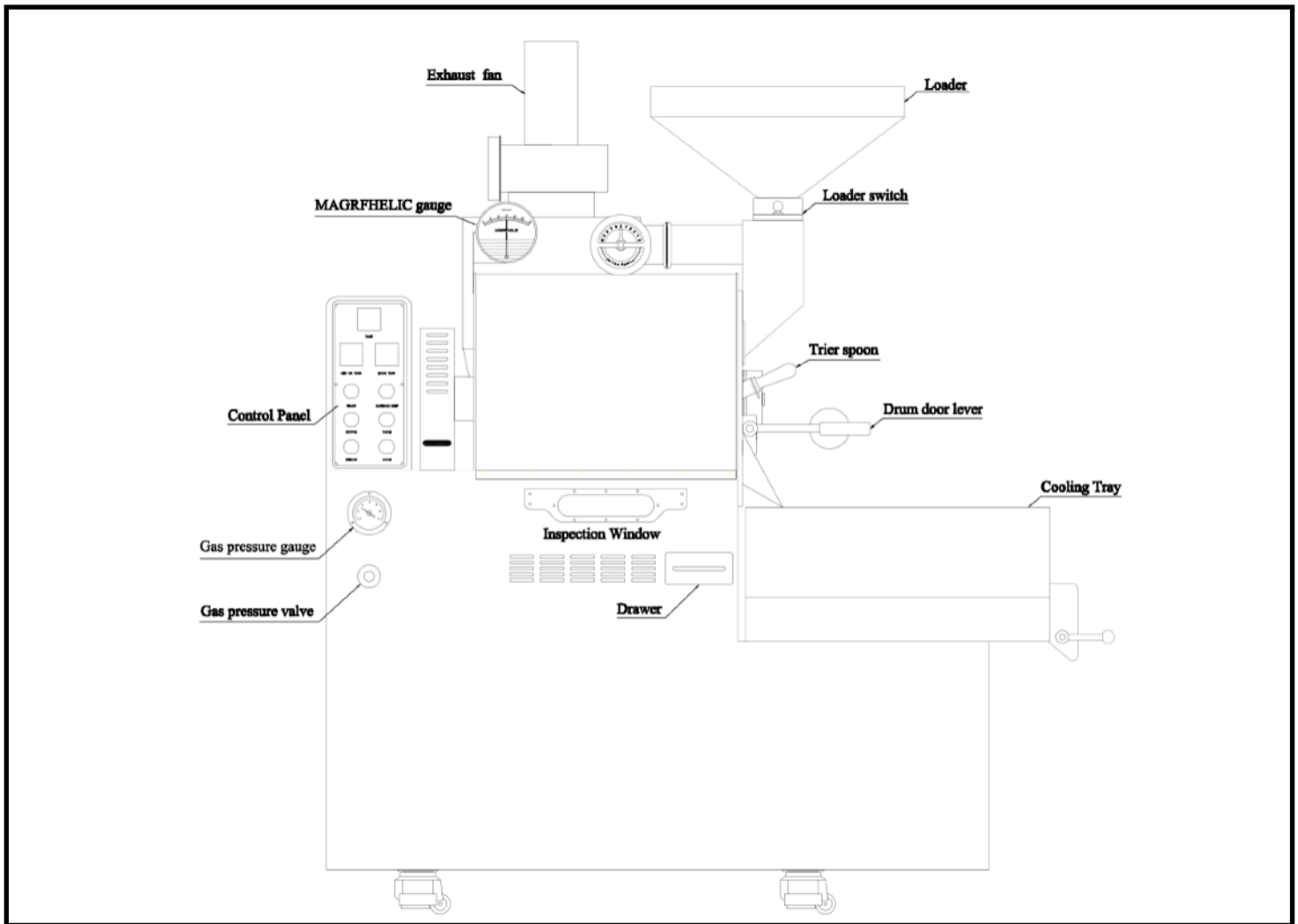


GOLD RAINDROP



**NEW FOR 2022:
HAMMERED GOLD**



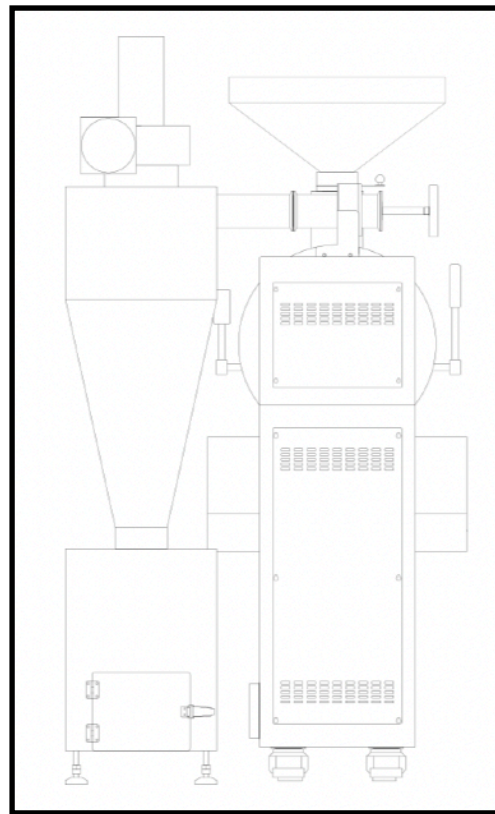
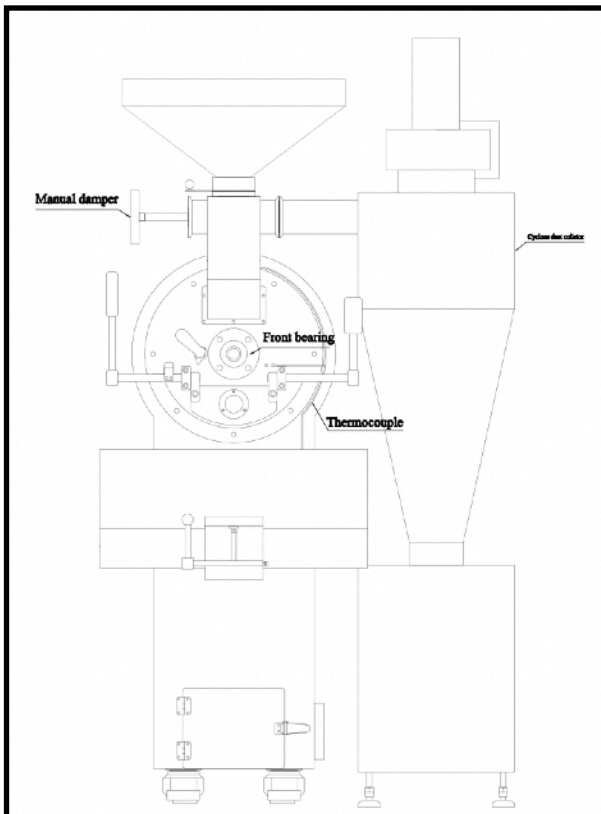
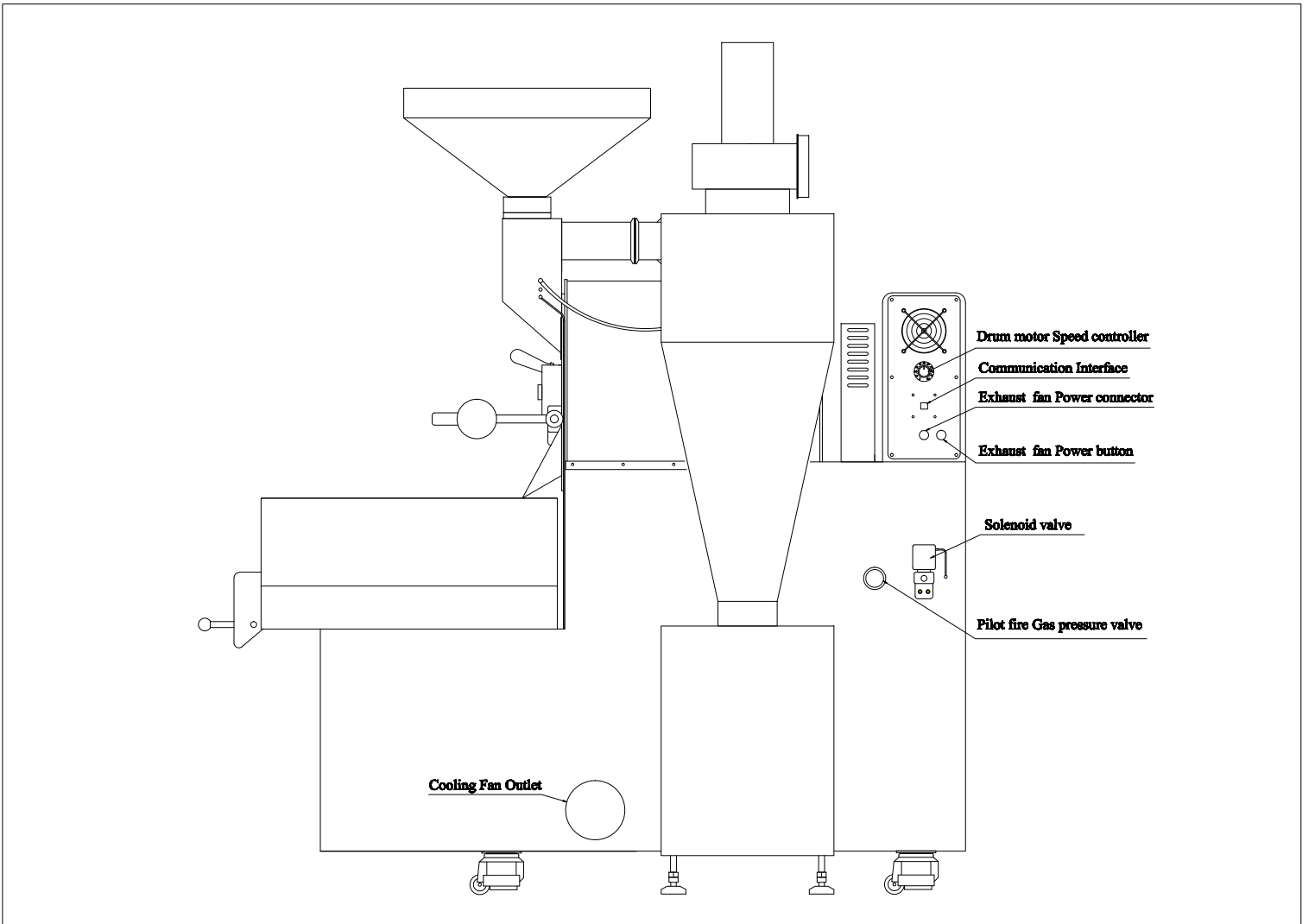


**SHOWN IN DRAWING WITH MAG AIRFLOW GAUGE
 ALSO THE NEW HD GAS GAUGE IS | & CHAFF FANS ARE ON THE NEW
 2021 HD MODELS!**



**IN 2022 WE ADD HEAVY DUTY
 CHAFF FANS & HD GAS GAUGES
 TO HELP LOWER MAINTENANCE
 & INCREASE PRODUCTION!**





BC-15 COMMERCIAL COFFEE ROASTER

- *FLOOR MODEL WITH HD CASTER WHEELS
- *DIRECT CONNECT CHAFF UNIT FOR SMALLER FOOTPRINT
- *CHOICE OF ALL ELECTRIC OR GAS MODELS

SIZE (LxWxH) WITHOUT CHAFF UNIT SIZE SETUP W/ CHAFF UNIT ATTACHED	58x24x63" ROASTER ALONE 58x40x63" ROASTER WITH CHAFF UNIT
WEIGHT	838LB
MINIMUM CLEARANCE FROM COMBUSTABLE MATERIALS	18-24"
ROASTING CAPACITY	3-15LB SINGLE WALL 2 TO 15LB DOUBLE WALL
ROAST TIME & ROASTS PER HOUR	9-14 MINUTES (5 ROASTS PER HOUR GAS. 3.5 PER HOUR ELECTRIC)
DRUM INFORMATION	<u>SW DRUM:</u> 5MM SUPERIOR 304SS CONTAINS 18% CHROMIUM AND 8% NICKEL <u>DW DRUM:</u> HAS TWO LAYERS: ONE OF 3MM & ONE 2MM 304SS WITH 6MM OF AIR CUSHION. SS WELDING (11MM TOTAL THICKNESS ON DW)
ELECTRIC STATS:	<u>GAS MODEL:</u> SINGLE PHASE 220V 50/60HZ 780W REQUIRES STANDARD 15A BREAKER
ELECTRICAL PLUG TYPE	<u>GAS MODELS:</u> 20A 250V 3 WIRE NEMA 6-20P
FUEL CHOICES ON GAS MODELS	LPG GAS STANDARD WITH MODELS. NATURAL GAS CONVERSION KITS OFFERED FOR CUSTOMER INSTALLATION ONLY.
BURNER INFORMATION ON GAS MODELS	SW & DW BURNERS: 21
BTU REQUIREMENTS	82,000 BTU MINIMUM REQUIRED FOR NG LINE
GAS PRESSURE	<u>LPG:</u> 12-16WC (3-4KPA) MARSHALL 1912/197 REGULATOR RECOMMENDED <u>NG:</u> 7-14WC

EXHAUST SETUP	
EXHAUST PIPE REQUIREMENTS	POSITIVE PRESSURE EXHAUST VENTING WITH MINIMUM CLEARANCE 18-24" FROM COMBUSTABLE MATERIALS. EXHAUST PIPE SHOULD BE RATED TO 1000F FOR THE BC-15 AND UP.
MAXIMUM VENTING LENGTHS	20-25' FROM CHAFF UNIT. DEDUCT 3-5' FOR 45-90 DEGREE PIPE ELBOWS. IF YOU MUST VENT AT LONGER LENGTHS CONSULT A LOCAL TECHNICIAN ON USE OF POSSIBLE BOOSTER FANS
MAXIMUM EXHAUST TEMPERATURES	425-475F
CHAFF UNIT HIGH TEMP.	300-350F
COOLING TRAY HIGH TEMP.	200F
DATA LOGGING VIA ARTISAN OR CROPSTER	BUILT IN DATA LOGGER ATTACHES TO COMPUTER (PC OR MAC) VIA USB OR BLUETOOTH
K TYPE THERMOCOUPLES	BT & ET WITH TWO ADDITIONAL PREDRILLED CAPPED THREADED HOLES TO ADD OR ADJUST LOCATION OF PROBES
MANUFACTURED IN CHINA FOR BC ROASTERS	CUSTOM BUILT FOR BC SPECS IN USA AND OVER 200 LANDS

FOR MORE INFORMATION SEE:

BCROASTERS.COM

HTTP://WWW.BUCKEYECOFFEE.COM/BC-COFFEE-ROASTERS.HTML

**BC ROASTERS
BUCKEYE, ARIZONA 85326
TONOPAH, ARIZONA 85354

TOLL FREE: 844.522.6333
INFO@BUCKEYECOFFEE.COM**