

Township Trustees of Schools

TOWNSHIP 38 NORTH, RANGE 12 EAST

www.lyonstto.net

BOARD OF SCHOOL TRUSTEES

Michael S. Thiessen, President

Michael Dickman, Trustee

Nicholas A. Kantas, Trustee

22 Calendar Ave. STE D

LaGrange, IL 60525

Phone 708-352-4480

Fax 708-352-4417

NOTICE

NOTICE OF A REGULAR MEETING OF THE BOARD OF TRUSTEES OF THE LYONS TOWNSHIP SCHOOL TREASURER'S OFFICE

January 27, 2020 – 6:00 P.M.

The Board of Township Trustees of Schools, Range 38 North, Range 12 East, Illinois (Lyons Township) have called a regular meeting to be held in the office of the School Treasurer located at 22 Calendar Avenue, Suite D, LaGrange, Illinois, on January 27, 2020 at 6:00 P.M.

AGENDA

1. **Call to Order & Roll Call**
2. **Pledge of Allegiance**
3. **Public Comments**
4. **Prudent Man Advisors Investment Presentation**
5. **Review/Approval of Minutes**
Board of School Trustees review and approval of the Lyons Township School Treasurer's minutes of:
 1. November 25, 2019 – TTO Open Meeting
 2. November 25, 2019 – TTO Closed Meeting
6. **Review the Lyons Township Treasurer's Financial Reports**
Board of School Trustees discussion and review of the Lyons Township School Treasurer's financial statements for the following months as presented.
 - November 2019
 - December 2019

7. **Review/Approval of Payables List**

Board of School Trustees approval and ratification for the payment of expenses is requested for the Lyons Township School Treasurer's payables in the amount of

- December 9, 2019 - \$ 192.00
- December 20, 2019 - \$ 160,441.99
- January 27, 2020 - \$ 173,262.30
- **Total \$ 333,896.29**

8. **Review School Districts Official Records**

Board of School Trustees discussion and review of the Lyons Township Schools and Coop's financial records for:

- November 2019
- December 2019

NEW BUSINESS:

9. **Quarterly Investment Report – December 31, 2019**

10. **Approval of Resolution No. 2020-01 – Sale of Parcel #TW-3A-16-063 on behalf of Indian Springs School District 109 to the Illinois State Toll Highway Authority**

11. **Approval of Resolution No. 2020-02 – Acquisition of Certain Real Property (1606 W. Plainfield Rd., LaGrange) on behalf of LaGrange Highlands School District 106**

12. **Amendment to Resolution No. 2018-01 – A Resolution to Establish a Policy to Prohibit Sexual Harassment**

Amends the Board of School Trustees Sexual Harassment policy, in order to comply with the new statutory requirements of Public Act 101-0221.

13. **BDO Digital – Microsoft Teams Enablement & Adoption Services Contract**

OLD BUSINESS:

14. **District 204 Litigation Update**

15. **West 40**

16. **Motion to suspend the Regular Meeting for the purpose of entering closed session**

- *Illinois Open Meetings Act, (5 ILCS 120/2 (c)(11)*, "Litigation, when an action against, affecting or on behalf of the particular public body has been filed and is pending before a court or administrative tribunal, or when the public body finds

that an action is probable or imminent, in which case the basis for the finding shall be recorded and entered into the minutes of the closed meeting.”

- *Illinois Open Meetings Act, (5 ILCS 120/2 (c)(1)*, “Discussion on the appointment, employment, compensation, discipline, performance or dismissal of specific employees of the public body.”

17. **Motion to reconvene the Regular Meeting of the Board of Trustees**


18. **Action as a result of Closed Session**

19. **Adjournment**

Township of School Trustees
Regular Meeting
January 27, 2020

6:00 P.M.

22 Calendar Court, Suite D
LaGrange, IL 60525



MEETING

Call to Order

Pledge of Allegiance

Public Comments

Prudent Man Advisors Investment Presentation

Review/Approval of Minutes

November 25, 2019 – TTO Open Meeting

November 25, 2019 – TTO Closed Meeting

Review the Lyons Township Treasurer's Financial Reports

- November 2019
- December 2019

Lyons Township Trustee of Schools

Account Level Operating Statement For the Period 11/01/2019 through 11/30/2019

Fiscal Year: 2019-2020

		11/01/2019 - 11/30/2019	Budget	Budget Balance		
10 EDUCATION						
REVENUE						
LineDesc		MTD	YTD	Budget	BudgetBalance	Percent
10.4.1940.0000.000.4001	PRORATA - CURRENT YEAR	\$0.00	(\$11,500.00)	(\$1,678,186.00)	(\$1,686,886.00)	0.7%
10.4.1940.0000.000.4002	PRORATA - IMMEDIATE PRIOR YEAR	\$0.00	(\$597,761.76)	(\$354,104.00)	\$243,657.76	168.8%
10.4.1940.0000.000.4003	PRORATA - PRIOR YEARS	\$0.00	\$0.00	(\$386,985.00)	(\$386,985.00)	0.0%
10.4.1950.0000.000.0000	REFUND OF PRIOR YEARS' EXPENDITURES	\$0.00	(\$2,675.72)	\$0.00	\$2,675.72	0.0%
REVENUE		\$0.00	(\$611,937.48)	(\$2,419,275.00)	(\$1,807,337.52)	25.3%
EXPENDITURE						
LineDesc		MTD	YTD	Budget	BudgetBalance	Percent
10.5.2520.1000.000.5001	SALARIES - TREASURER	\$11,666.66	\$58,333.30	\$140,000.00	\$81,666.70	41.7%
10.5.2520.1000.000.5002	SALARIES - OFFICE MANAGER	\$8,000.00	\$30,000.00	\$72,000.00	\$42,000.00	41.7%
10.5.2520.1000.000.5004	SALARIES - PAYROLL	\$5,250.00	\$26,250.00	\$63,000.00	\$36,750.00	41.7%
10.5.2520.1000.000.5008	SALARIES - PT RECORDS MANAGEMENT	\$3,333.34	\$16,483.52	\$40,000.00	\$23,516.48	41.2%
10.5.2520.1000.000.5010	SALARIES - OVERTIME	\$0.00	\$0.00	\$2,000.00	\$2,000.00	0.0%
10.5.2520.1000.000.5011	SALARIES - DIR OF FINANCE AND OPERATIONS	\$9,236.64	\$39,828.24	\$101,603.05	\$61,774.81	39.2%
10.5.2520.1000.000.5012	SALARIES - ACCOUNTANT	\$0.00	\$8,255.37	\$40,500.00	\$32,244.63	20.4%
10.5.2520.1000.000.5013	SALARIES - SR ACCOUNTANT	\$0.00	\$3,171.84	\$0.00	(\$3,171.84)	0.0%
10.5.2520.1000.000.5015	SALARIES - PT BUSINESS SERVICES	\$1,432.00	\$6,644.20	\$27,500.00	\$20,855.80	24.2%
10.5.2520.2120.000.0000	BENEFITS - IMRF	\$2,764.22	\$14,129.57	\$43,802.00	\$29,672.43	32.3%
10.5.2520.2130.000.0000	FICA	\$2,352.39	\$15,163.17	\$39,912.00	\$24,748.83	38.0%
10.5.2520.2140.000.0000	MEDICARE	\$721.66	\$3,717.71	\$9,334.00	\$5,616.29	39.8%
10.5.2520.2210.000.0000	LIFE INSURANCE	\$163.20	\$416.50	\$1,608.00	\$1,191.50	25.9%
10.5.2520.2220.000.0000	MEDICAL INSURANCE	\$7,267.04	\$40,649.87	\$127,393.00	\$86,743.13	31.9%
10.5.2520.2230.000.0000	DENTAL INSURANCE	\$416.82	\$1,670.34	\$7,994.00	\$6,323.66	20.9%
10.5.2520.2341.000.0000	VISION INSURANCE	\$142.64	\$333.39	\$1,076.00	\$742.61	31.0%
10.5.2520.3100.000.0000	CPA SERVICES	\$0.00	\$13,828.75	\$90,000.00	\$76,171.25	15.4%
10.5.2520.3100.000.0019	PROGRAMMING & TRAINING	\$0.00	\$0.00	\$3,000.00	\$3,000.00	0.0%
10.5.2520.3100.000.0023	PROF. & TECH. SERVICES - IT	\$527.50	\$2,560.00	\$13,000.00	\$10,440.00	19.7%
10.5.2520.3110.000.0000	EMPLOYEE ASSISTANCE SERVICES	\$625.00	\$1,250.00	\$2,500.00	\$1,250.00	50.0%
10.5.2520.3160.000.0000	ANNUAL I.V. LICENSE	\$0.00	\$0.00	\$124,000.00	\$124,000.00	0.0%
10.5.2520.3160.000.0027	SOFTWARE	\$8.00	\$904.09	\$9,000.00	\$8,095.91	10.0%
10.5.2520.3170.000.0000	AUDIT/FINANCIAL SERVICES	\$5,000.00	\$20,600.00	\$23,000.00	\$2,400.00	89.6%
10.5.2520.3180.000.0000	LEGAL SERVICES	\$1,955.00	\$8,849.38	\$32,000.00	\$23,150.62	27.7%
10.5.2520.3180.000.0001	DISTRICT 204 - LITIGATION	\$0.00	\$321,793.04	\$500,000.00	\$178,206.96	64.4%
10.5.2520.3190.000.0000	OTHER PROFESSIONAL AND TECHNICAL SERVICES	\$1,441.00	\$1,441.00	\$1,000.00	(\$441.00)	144.1%
10.5.2520.3200.000.0000	PROPERTY SERVICES	\$49.16	\$245.80	\$575.00	\$329.20	42.7%
10.5.2520.3200.000.0002	PROPERTY APPRAISAL	\$0.00	\$0.00	\$250.00	\$250.00	0.0%
10.5.2520.3210.000.0000	SANITATION SERVICES	\$70.00	\$350.00	\$840.00	\$490.00	41.7%
10.5.2520.3220.000.0000	CLEANING SERVICES	\$850.00	\$2,550.00	\$5,100.00	\$2,550.00	50.0%
10.5.2520.3250.000.0000	RENTALS	\$4,154.00	\$20,770.00	\$51,000.00	\$30,230.00	40.7%
10.5.2520.3250.000.0003	COPIER & PRINTER LEASE	\$968.00	\$5,421.90	\$13,500.00	\$8,078.10	40.2%
10.5.2520.3250.000.0004	ENVELOPE INSERTER LEASE	\$501.00	\$1,002.00	\$2,004.00	\$1,002.00	50.0%
10.5.2520.3320.000.0000	TRAVEL	\$0.00	\$67.43	\$1,800.00	\$1,732.57	3.7%
10.5.2520.3330.000.0000	MEETING EXPENSE	\$0.00	\$324.20	\$1,200.00	\$875.80	27.0%
10.5.2520.3400.000.0000	TELEPHONE SERVICE	\$714.05	\$3,578.62	\$9,000.00	\$5,421.38	39.8%
10.5.2520.3400.000.0005	POSTAGE	\$234.50	\$252.25	\$500.00	\$247.75	50.5%
10.5.2520.3400.000.0008	INTERNET	\$176.85	\$1,024.26	\$2,700.00	\$1,675.74	37.9%
10.5.2520.3600.000.0000	PRINTING AND BINDING	\$2,359.50	\$2,359.50	\$16,500.00	\$14,140.50	14.3%
10.5.2520.3800.000.0000	COBRA ADMINISTRATION	\$0.00	\$0.00	\$750.00	\$750.00	0.0%
10.5.2520.3800.000.0011	RETIREE/COBRA BENEFITS	\$641.81	\$7,581.18	\$15,844.00	\$8,262.82	47.8%
10.5.2520.3800.000.0013	COMMERCIAL PACKAGE	\$9,046.00	\$9,046.00	\$10,000.00	\$954.00	90.5%
10.5.2520.3800.000.0014	WORKERS COMPENSATION	\$3,320.00	\$3,320.00	\$4,000.00	\$680.00	83.0%
10.5.2520.3800.000.0015	COMMERCIAL UMBRELLA	\$0.00	\$0.00	\$20.00	\$20.00	0.0%
10.5.2520.3800.000.0016	PUBLIC OFFICIALS LIABILITY	\$0.00	\$0.00	\$15,000.00	\$15,000.00	0.0%
10.5.2520.3800.000.0017	CYBER LIABILITY	\$0.00	\$0.00	\$1,875.00	\$1,875.00	0.0%
10.5.2520.3800.000.2009	ILLINOIS DEPT OF EMPLOYMENT SECURITY	\$2,268.00	\$2,268.00	\$16,550.00	\$14,282.00	13.7%

Lyons Township Trustee of Schools

Account Level Operating Statement For the Period 11/01/2019 through 11/30/2019

Fiscal Year: 2019-2020

	<u>11/01/2019 - 11/30/2019</u>		<u>Budget</u>	<u>Budget Balance</u>		
10.5.2520.4100.000.0000	OFFICE SUPPLIES	\$748.79	\$1,819.98	\$12,000.00	\$10,180.02	15.2%
10.5.2520.4100.000.0018	PAPER	\$0.00	\$567.00	\$500.00	(\$67.00)	113.4%
10.5.2520.4100.000.0024	ENVELOPES	\$547.00	\$1,082.00	\$1,100.00	\$18.00	98.4%
10.5.2520.4400.000.0000	PERIODICALS	\$355.48	\$456.44	\$500.00	\$43.56	91.3%
10.5.2520.4900.000.0020	CHECKS	\$0.00	\$0.00	\$1,500.00	\$1,500.00	0.0%
10.5.2520.5500.000.0000	CAPITALIZED EQUIPMENT	\$1,122.99	\$1,122.99	\$6,000.00	\$4,877.01	18.7%
10.5.2520.6400.000.0000	DUES AND FEES	\$2,262.95	\$2,474.25	\$3,500.00	\$1,025.75	70.7%
	EXPENDITURE	<u>\$90,693.19</u>	<u>\$703,957.08</u>	<u>\$1,709,330.05</u>	<u>\$1,005,372.97</u>	<u>41.2%</u>
		\$90,693.19	\$92,019.60	(\$709,944.95)	(\$801,964.55)	13.0%
Net (Revenue)/Expense						

Lyons Township Trustee of Schools

Account Level Operating Statement For the Period 11/01/2019 through 11/30/2019

Fiscal Year: 2019-2020

11/01/2019 - 11/30/2019

Budget

Budget Balance

End of Report

Lyons Township Trustee of Schools

Account Level Operating Statement For the Period 12/01/2019 through 12/31/2019

Fiscal Year: 2019-2020

		<u>12/01/2019 - 12/31/2019</u>	<u>Budget</u>	<u>Budget Balance</u>		
10 EDUCATION						
REVENUE						
LineDesc		MTD	YTD	Budget	BudgetBalance	Percent
10.4.1940.0000.000.4001	PRORATA - CURRENT YEAR	\$0.00	(\$11,500.00)	(\$1,678,186.00)	(\$1,866,686.00)	0.7%
10.4.1940.0000.000.4002	PRORATA - IMMEDIATE PRIOR YEAR	\$0.00	(\$597,761.76)	(\$354,104.00)	\$243,657.76	168.8%
10.4.1940.0000.000.4003	PRORATA - PRIOR YEARS	\$0.00	\$0.00	(\$386,985.00)	(\$386,985.00)	0.0%
10.4.1950.0000.000.0000	REFUND OF PRIOR YEARS' EXPENDITURES	\$0.00	(\$2,675.72)	\$0.00	\$2,675.72	0.0%
REVENUE		\$0.00	(\$611,937.48)	(\$2,419,275.00)	(\$1,807,337.52)	25.3%
EXPENDITURE						
LineDesc		MTD	YTD	Budget	BudgetBalance	Percent
10.5.2520.1000.000.5001	SALARIES - TREASURER	\$11,666.66	\$69,999.96	\$140,000.00	\$70,000.04	50.0%
10.5.2520.1000.000.5002	SALARIES - OFFICE MANAGER	\$6,000.00	\$36,000.00	\$72,000.00	\$36,000.00	50.0%
10.5.2520.1000.000.5004	SALARIES - PAYROLL	\$5,250.00	\$31,500.00	\$83,000.00	\$31,500.00	50.0%
10.5.2520.1000.000.5008	SALARIES - PT RECORDS MANAGEMENT	\$3,333.34	\$19,816.86	\$40,000.00	\$20,183.14	49.5%
10.5.2520.1000.000.5010	SALARIES - OVERTIME	\$0.00	\$0.00	\$2,000.00	\$2,000.00	0.0%
10.5.2520.1000.000.5011	SALARIES - DIR OF FINANCE AND OPERATIONS	\$9,236.64	\$49,064.88	\$101,603.05	\$52,538.17	48.3%
10.5.2520.1000.000.5012	SALARIES - ACCOUNTANT	\$5,694.14	\$13,949.51	\$40,500.00	\$26,550.49	34.4%
10.5.2520.1000.000.5013	SALARIES - SR ACCOUNTANT	\$0.00	\$3,171.84	\$0.00	(\$3,171.84)	0.0%
10.5.2520.1000.000.5015	SALARIES - PT BUSINESS SERVICES	\$1,176.00	\$7,820.20	\$27,500.00	\$19,679.80	28.4%
10.5.2520.2120.000.0000	BENEFITS - IMRF	\$3,182.53	\$17,312.10	\$43,802.00	\$26,489.90	39.5%
10.5.2520.2130.000.0000	FICA	\$1,902.80	\$17,065.97	\$39,912.00	\$22,846.03	42.8%
10.5.2520.2140.000.0000	MEDICARE	\$788.94	\$4,506.65	\$9,334.00	\$4,827.35	48.3%
10.5.2520.2210.000.0000	LIFE INSURANCE	\$81.60	\$498.10	\$1,608.00	\$1,109.90	31.0%
10.5.2520.2220.000.0000	MEDICAL INSURANCE	\$6,940.64	\$47,590.51	\$127,393.00	\$79,802.49	37.4%
10.5.2520.2230.000.0000	DENTAL INSURANCE	\$416.82	\$2,087.16	\$7,994.00	\$5,906.84	26.1%
10.5.2520.2341.000.0000	VISION INSURANCE	\$71.32	\$404.71	\$1,076.00	\$671.29	37.6%
10.5.2520.3100.000.0000	CPA SERVICES	\$0.00	\$13,828.75	\$90,000.00	\$76,171.25	15.4%
10.5.2520.3100.000.0019	PROGRAMMING & TRAINING	\$0.00	\$0.00	\$3,000.00	\$3,000.00	0.0%
10.5.2520.3100.000.0023	PROF. & TECH. SERVICES - IT	\$525.00	\$3,085.00	\$13,000.00	\$9,915.00	23.7%
10.5.2520.3110.000.0000	EMPLOYEE ASSISTANCE SERVICES	\$0.00	\$1,250.00	\$2,500.00	\$1,250.00	50.0%
10.5.2520.3160.000.0000	ANNUAL I.V. LICENSE	\$126,228.00	\$126,228.00	\$124,000.00	(\$2,228.00)	101.8%
10.5.2520.3160.000.0027	SOFTWARE	\$24.00	\$928.09	\$9,000.00	\$8,071.91	10.3%
10.5.2520.3170.000.0000	AUDIT/FINANCIAL SERVICES	\$0.00	\$20,600.00	\$23,000.00	\$2,400.00	89.6%
10.5.2520.3180.000.0000	LEGAL SERVICES	\$0.00	\$8,849.38	\$32,000.00	\$23,150.62	27.7%
10.5.2520.3180.000.0001	DISTRICT 204 - LITIGATION	\$0.00	\$321,793.04	\$500,000.00	\$178,206.96	64.4%
10.5.2520.3190.000.0000	OTHER PROFESSIONAL AND TECHNICAL SERVICES	\$87.90	\$1,528.90	\$1,000.00	(\$528.90)	152.9%
10.5.2520.3200.000.0000	PROPERTY SERVICES	\$49.16	\$294.86	\$575.00	\$280.04	51.3%
10.5.2520.3200.000.0002	PROPERTY APPRAISAL	\$75.00	\$75.00	\$250.00	\$175.00	30.0%
10.5.2520.3210.000.0000	SANITATION SERVICES	\$70.00	\$420.00	\$840.00	\$420.00	50.0%
10.5.2520.3220.000.0000	CLEANING SERVICES	\$0.00	\$2,550.00	\$5,100.00	\$2,550.00	50.0%
10.5.2520.3250.000.0000	RENTALS	\$4,154.00	\$24,924.00	\$51,000.00	\$26,076.00	48.9%
10.5.2520.3250.000.0003	COPIER & PRINTER LEASE	\$1,949.48	\$7,371.38	\$13,500.00	\$6,128.62	54.6%
10.5.2520.3250.000.0004	ENVELOPE INSERTER LEASE	\$0.00	\$1,002.00	\$2,004.00	\$1,002.00	50.0%
10.5.2520.3320.000.0000	TRAVEL	\$78.43	\$145.86	\$1,800.00	\$1,654.14	8.1%
10.5.2520.3330.000.0000	MEETING EXPENSE	\$89.83	\$414.03	\$1,200.00	\$785.97	34.5%
10.5.2520.3400.000.0000	TELEPHONE SERVICE	\$270.15	\$3,848.77	\$9,000.00	\$5,151.23	42.8%
10.5.2520.3400.000.0005	POSTAGE	\$22.05	\$274.30	\$500.00	\$225.70	54.9%
10.5.2520.3400.000.0008	INTERNET	\$176.85	\$1,201.11	\$2,700.00	\$1,498.89	44.5%
10.5.2520.3600.000.0000	PRINTING AND BINDING	\$17,944.60	\$20,304.10	\$18,500.00	(\$3,804.10)	123.1%
10.5.2520.3800.000.0000	COBRA ADMINISTRATION	\$0.00	\$0.00	\$750.00	\$750.00	0.0%
10.5.2520.3800.000.0011	RETIREE/COBRA BENEFITS	\$1,040.19	\$8,821.37	\$15,844.00	\$7,222.63	54.4%
10.5.2520.3800.000.0013	COMMERCIAL PACKAGE	\$0.00	\$9,046.00	\$10,000.00	\$954.00	90.5%
10.5.2520.3800.000.0014	WORKERS COMPENSATION	\$0.00	\$3,320.00	\$4,000.00	\$680.00	83.0%
10.5.2520.3800.000.0015	COMMERCIAL UMBRELLA	\$0.00	\$0.00	\$20.00	\$20.00	0.0%
10.5.2520.3800.000.0016	PUBLIC OFFICIALS LIABILITY	\$0.00	\$0.00	\$15,000.00	\$15,000.00	0.0%
10.5.2520.3800.000.0017	CYBER LIABILITY	\$0.00	\$0.00	\$1,875.00	\$1,875.00	0.0%
10.5.2520.3800.000.2009	ILLINOIS DEPT OF EMPLOYMENT SECURITY	\$0.00	\$2,268.00	\$16,550.00	\$14,282.00	13.7%

Lyons Township Trustee of Schools

Account Level Operating Statement For the Period 12/01/2019 through 12/31/2019

Fiscal Year: 2019-2020

			<u>Budget</u>	<u>Budget Balance</u>	
	<u>12/01/2019 - 12/31/2019</u>				
10.5.2520.4100.000.0000	OFFICE SUPPLIES	\$272.39	\$2,092.37	\$12,000.00	\$9,907.63 17.4%
10.5.2520.4100.000.0018	PAPER	\$0.00	\$567.00	\$500.00	(\$67.00) 113.4%
10.5.2520.4100.000.0024	ENVELOPES	\$0.00	\$1,082.00	\$1,100.00	\$18.00 98.4%
10.5.2520.4400.000.0000	PERIODICALS	\$21.49	\$477.93	\$500.00	\$22.07 95.6%
10.5.2520.4900.000.0020	CHECKS	\$0.00	\$0.00	\$1,500.00	\$1,500.00 0.0%
10.5.2520.5500.000.0000	CAPITALIZED EQUIPMENT	\$0.00	\$1,122.99	\$6,000.00	\$4,877.01 18.7%
10.5.2520.6400.000.0000	DUES AND FEES	\$0.00	\$2,474.25	\$3,500.00	\$1,025.75 70.7%
	EXPENDITURE	\$208,819.95	\$912,777.03	\$1,709,330.05	\$796,553.02 53.4%
		\$208,819.95	\$300,839.55	(\$709,944.95)	(\$1,010,784.50) 42.4%
Net (Revenue)/Expense					

Lyons Township Trustee of Schools

Account Level Operating Statement For the Period 12/01/2019 through 12/31/2019

Fiscal Year: 2019-2020

12/01/2019 - 12/31/2019

Budget

Budget Balance

End of Report

Review/Approval of Payables List

- December 09, 2019 - \$192.00
 - December 20, 2019 - \$160,441.99
 - January 27,2020- \$173,262.30
- **Total Amount - \$333,896.29**

LYONS TOWNSHIP TRUSTEE OF SCHOOLS VOUCHER

Voucher No: 1046

Voucher Date: 12/09/2019

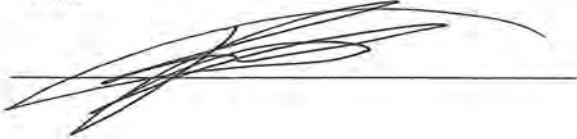
Prepared By:



Printed: 12/09/2019 03:36:55 PM

LYONS TOWNSHIP TRUSTEE OF SCHOOLS is hereby authorized to draw warrants against LYONS TOWNSHIP TRUSTEE OF SCHOOLS funds for the sum of \$192.00 on account of obligations incurred for value received in services and for materials as shown below for period July 1, 2019 to June 30, 2020 (period cannot overlap fiscal year end.)

I certify that this claim is just and correct, and the services and/or materials herein represented have been received during the period listed above. All items are properly coded and not in excess of the budget.



Michael S. Thiessen

Board President

Michael Dickman

Trustee

Nicholas A. Kantas

Trustee

LYONS TOWNSHIP TRUSTEE OF SCHOOLS

Fund		Amount
10	EDUCATION	\$192.00
		<hr/>
		\$192.00

Lyons Township Trustee of Schools

Voucher Detail Listing

Voucher Batch Number: 1046

12/09/2019

Fiscal Year: 2019-2020

Vendor Remit Name
Description

Amount

Account

Invoice
Invoice Date

PO No.

QTY

Vendor #

LYONS TOWNSHIP ELEMENTARY SCHOOL DIST. 1000132

Check Group:

TTO - December pro rata assessment

\$192.00

V753566 10.5.2520.2220.000.0000

12/9/2019 MEDICAL INSURANCE

1 0

Check #: 0

PO/Invoice Total: \$192.00

Vendor Total: \$192.00


Grand Total: \$192.00

End of Report

LYONS TOWNSHIP TRUSTEE OF SCHOOLS VOUCHER

Voucher No: 1051

Voucher Date: 12/20/2019

Prepared By: 

Printed: 12/22/2019 01:44:15 PM

LYONS TOWNSHIP TRUSTEE OF SCHOOLS is hereby authorized to draw warrants against LYONS TOWNSHIP TRUSTEE OF SCHOOLS funds for the sum of \$160,441.99 on account of obligations incurred for value received in services and for materials as shown below for period July 1, 2019 to June 30, 2020 (period cannot overlap fiscal year end.)

I certify that this claim is just and correct, and the services and/or materials herein represented have been received during the period listed above. All items are properly coded and not in excess of the budget.



Michael S. Thiessen Board President

Michael Dickman Trustee

Nicholas A. Kantas Trustee

LYONS TOWNSHIP TRUSTEE OF SCHOOLS

Fund		Amount
10	EDUCATION	\$160,441.99
		<hr/>
		\$160,441.99

Lyons Township Trustee of Schools

Voucher Batch Number: 1051 12/20/2019

Voucher Detail Listing

Fiscal Year: 2019-2020
 Vendor Remit Name Description
 Vendor # 1000021

ADT SECURITY SERVICES

Check Group: 01/02/20-02/02/20
 1 0 744049993 10.5.2520.3200.000.0000 \$49.16
 12/20/2019 PROPERTY SERVICES
 Check #: 0 PO/Invoice Total: \$49.16
 Vendor Total: \$49.16

COMCAST

Check Group: 12/16/19-1/15/20
 1 0 V962482 10.5.2520.3400.000.0008 \$176.85
 12/20/2019 INTERNET
 Check #: 0 PO/Invoice Total: \$176.85
 Vendor Total: \$176.85

Companion Life Insurance Company

Check Group: V-January 2020
 1 0 23026 10.5.2520.2341.000.0000 \$71.32
 12/20/2019 VISION INSURANCE
 V-January 2020 1 0 23026 10.5.2520.3800.000.0011 \$15.14
 12/20/2019 RETIREE/COBRA BENEFITS
 L-January 2020 1 0 23026 10.5.2520.2210.000.0000 \$81.60
 12/20/2019 LIFE INSURANCE
 L-January 2020 1 0 23026 10.5.2520.3800.000.0011 \$70.89
 12/20/2019 RETIREE/COBRA BENEFITS
 Check #: 0 PO/Invoice Total: \$238.95
 Vendor Total: \$238.95

De Lage Landen Financial Services, Inc.

Check Group:

Lyons Township Trustee of Schools

Voucher Detail Listing

Voucher Batch Number: 1051

12/20/2019

Fiscal Year: 2019-2020

Vendor Remit Name
Description

Vendor #	QTY	PO No.	Invoice Invoice Date	Account	Amount
	1	0	65963936 12/20/2019	10.5.2520.3250.000.0003 COPIER & PRINTER LEASE	\$968.00

Copier & Printer Lease

Check #: 0

PO/Invoice Total: \$968.00
Vendor Total: \$968.00

DESPAINES VALLEY NEWS 1000059

Check Group:

ASA Publication SD108 FYE2019

1	0	19300	12/20/2019	10.5.2520.3600.000.0000 PRINTING AND BINDING	\$1,160.50
---	---	-------	------------	---	------------

ASA Publication SD103 FYE2019

1	0	19300	12/20/2019	10.5.2520.3600.000.0000 PRINTING AND BINDING	\$1,732.50
---	---	-------	------------	---	------------

ASA Publication SD217 FYE2019

1	0	19300	12/20/2019	10.5.2520.3600.000.0000 PRINTING AND BINDING	\$3,201.00
---	---	-------	------------	---	------------

ASA Publication SD109 FYE2019

1	0	19300	12/20/2019	10.5.2520.3600.000.0000 PRINTING AND BINDING	\$2,761.00
---	---	-------	------------	---	------------

Check #: 0

PO/Invoice Total: \$8,855.00
Vendor Total: \$8,855.00

FIRST COMMUNICATIONS

Check Group:

December 2019

1	0	118755510	12/20/2019	10.5.2520.3400.000.0000 TELEPHONE SERVICE	\$246.15
---	---	-----------	------------	--	----------

Check #: 0

PO/Invoice Total: \$246.15
Vendor Total: \$246.15

FIRST NATIONAL BANK OF LAGRANGE

Check Group:

WALL STREET JOURNAL

1	0	V613273	12/20/2019	10.5.2520.4400.000.0000 PERIODICALS	\$21.49
---	---	---------	------------	--	---------

Lyons Township Trustee of Schools

Voucher Detail Listing

Voucher Batch Number: 1051 12/20/2019

Fiscal Year: 2019-2020

Vendor Remit Name Description

Vendor #	QTY	PO No.	Invoice Invoice Date	Account	Amount
	1 0		V613273 12/20/2019	10.5.2520.3330.000.0000 MEETING EXPENSE	\$89.83
	1 0		V613273 12/20/2019	10.5.2520.4100.000.0000 OFFICE SUPPLIES	\$9.88
	1 0		V613273 12/20/2019	10.5.2520.3400.000.0005 POSTAGE	\$7.35
	1 0		V613273 12/20/2019	10.5.2520.3190.000.0000 OTHER PROFESSIONAL SERVICES	\$87.90
	1 0		V613273 12/20/2019	10.5.2520.3400.000.0005 POSTAGE	\$7.35
	1 0		V613273 12/20/2019	10.5.2520.4100.000.0000 OFFICE SUPPLIES	\$88.16
	1 0		V613273 12/20/2019	10.5.2520.3400.000.0005 POSTAGE	\$7.35
	1 0		V613273 12/20/2019	10.5.2520.4100.000.0000 OFFICE SUPPLIES	\$44.38
	1 0		V613273 12/20/2019	10.5.2520.4100.000.0000 OFFICE SUPPLIES	\$46.99
Check #: 0					PO/Invoice Total: \$410.68
Health Care Service Corporation					Vendor Total: \$410.68
Check Group:					
M-January 2020	1 0		245480 12/20/2019	10.2.0481.0000.000.9944 HEALTH INSURANCE PAYABLE-ER	\$6,694.60
M-January 2020	1 0		245480 12/20/2019	10.5.2520.3800.000.0011 RETIREE/COBRA BENEFITS	\$982.29
D-January 2020	1 0		245480 12/20/2019	10.5.2520.2230.000.0000 DENTAL INSURANCE	\$416.82
D-January 2020	1 0		245480 12/20/2019	10.5.2520.3800.000.0011 RETIREE/COBRA BENEFITS	\$71.00

Lyons Township Trustee of Schools

Voucher Detail Listing

Voucher Batch Number: 1051 12/20/2019

Fiscal Year: 2019-2020

Vendor Remit Name Description

Amount

Account

Invoice Invoice Date

PO No.

QTY

Vendor #

Check #: 0

PO/Invoice Total: \$8,164.71
Vendor Total: \$8,164.71

HINCKLEY SPRINGS

1000092

Check Group:

November 2019

14650680121419 10.5.2520.4100.000.0000
12/20/2019 OFFICE SUPPLIES

\$82.98

Check #: 0

PO/Invoice Total: \$82.98
Vendor Total: \$82.98

IMAGETEC

Check Group:

Base Charges-BW & Color Meter Charges

1 0 LT01 10.5.2520.3250.000.0003
12/20/2019 COPIER & PRINTER LEASE

\$349.35

Contract Overages 9/5/19-12/4/19

1 0 LT01 10.5.2520.3250.000.0003
12/20/2019 COPIER & PRINTER LEASE

\$632.13

Check #: 0

PO/Invoice Total: \$981.48
Vendor Total: \$981.48

INDUSTRIAL APPRAISAL COMPANY

Check Group:

FY19 Fixed Asset Report Update

1 0 4-406-920b 10.5.2520.3200.000.0002
12/20/2019 PROPERTY APPRAISAL

\$75.00

Check #: 0

PO/Invoice Total: \$75.00
Vendor Total: \$75.00

Jonathan Villar

Check Group:

TRAVEL

1 0 99999 10.5.2520.3320.000.0000
12/20/2019 TRAVEL

\$78.43

Lyons Township Trustee of Schools

Voucher Detail Listing

Voucher Batch Number: 1051 12/20/2019

Fiscal Year: 2019-2020

Vendor Remit Name Description	Vendor #	QTY	PO No.	Invoice Invoice Date	Account	Amount
RRP HOLDINGS, LLC						
Check Group:						
Rent - January 2020		1	0	January 2020 12/20/2019	10.5.2520.3250.000.0000 RENTALS	\$4,154.00
Garbage - January 2020		1	0	January 2020 12/20/2019	10.5.2520.3210.000.0000 SANITATION SERVICES	\$70.00
Check #: 0						
PO/Invoice Total:						\$78.43
Vendor Total:						\$78.43
SHAW MEDIA						
Check Group:						
ASA Publication SD105 FYE 6/30/2019	1000183	1	0	10079396 12/20/2019	10.5.2520.3600.000.0000 PRINTING AND BINDING	\$1,044.60
ASA Publication SD101 FYE 6/30/2019		1	0	10079396 12/20/2019	10.5.2520.3600.000.0000 PRINTING AND BINDING	\$1,044.60
ASA Publication LADSE FYE 6/30/2019		1	0	10079396 12/20/2019	10.5.2520.3600.000.0000 PRINTING AND BINDING	\$1,150.20
ASA Publication SD204 FYE 6/30/2019		1	0	10079396 12/20/2019	10.5.2520.3600.000.0000 PRINTING AND BINDING	\$2,179.80
ASA Publication SD107 FYE 6/30/2019		1	0	10079396 12/20/2019	10.5.2520.3600.000.0000 PRINTING AND BINDING	\$859.80
ASA Publication SD102 FYE 6/30/2019		1	0	10079396 12/20/2019	10.5.2520.3600.000.0000 PRINTING AND BINDING	\$1,950.80
ASA Publication SD106 FYE 6/30/2019		1	0	10079396 12/20/2019	10.5.2520.3600.000.0000 PRINTING AND BINDING	\$859.80
Check #: 0						
PO/Invoice Total:						\$9,089.60

Lyons Township Trustee of Schools

Voucher Detail Listing

Voucher Batch Number: 1051 12/20/2019

Fiscal Year: 2019-2020

Vendor Remit Name Description

Vendor #	QTY	PO No.	Invoice Invoice Date	Account	Amount
TYLER TECHNOLOGIES, INC					
Check Group:					
	1	0	025-279822 12/20/2019	10.5.2520.3160.000.0027 SOFTWARE	\$126,228.00
					Vendor Total: \$9,089.60
					PO/InvoiceTotal: \$126,228.00
					Vendor Total: \$126,228.00
Vision 96, LLC					
Check Group:					
	1	0	3587 12/20/2019	10.5.2520.3160.000.0027 SOFTWARE	\$24.00
	1	0	3587 12/20/2019	10.5.2520.3400.000.0000 TELEPHONE SERVICE	\$24.00
	1	0	3587 12/20/2019	10.5.2520.3100.000.0023 PROF. & TECH. SERVICES - IT	\$525.00
					Vendor Total: \$573.00
					PO/InvoiceTotal: \$573.00
					Vendor Total: \$573.00
					Grand Total: \$160,441.99

End of Report

LYONS TOWNSHIP TRUSTEE OF SCHOOLS VOUCHER

Voucher No: 1059

Voucher Date: 01/27/2020

Prepared By:



Printed: 01/24/2020 03:00:41 PM

LYONS TOWNSHIP TRUSTEE OF SCHOOLS is hereby authorized to draw warrants against LYONS TOWNSHIP TRUSTEE OF SCHOOLS funds for the sum of \$173,107.30 on account of obligations incurred for value received in services and for materials as shown below for period July 1, 2019 to June 30, 2020 (period cannot overlap fiscal year end.)

I certify that this claim is just and correct, and the services and/or materials herein represented have been received during the period listed above. All items are properly coded and not in excess of the budget.



Michael S. Thiessen

Board President

Michael Dickman

Trustee

Nicholas A. Kantas

Trustee

LYONS TOWNSHIP TRUSTEE OF SCHOOLS

Fund		Amount
10	EDUCATION	\$173,107.30
		\$173,107.30

Lyons Township Trustee of Schools

Voucher Batch Number: 1059 01/27/2020

Voucher Detail Listing

Fiscal Year: 2019-2020

Vendor Remit Name Description

ADT SECURITY SERVICES

Check Group:

2/3/2020-3/2/2020

Vendor #	QTY	PO No.	Invoice Invoice Date	Account	Amount
1000021					
	1	0	747700088 1/27/2020	10.5.2520.3200.000.0000 PROPERTY SERVICES	\$49.16
				Check #: 0	
				PO/InvoiceTotal:	\$49.16
				Vendor Total:	\$49.16
1000050					
	1	0	Acct#8771201880 16112 1/27/2020	10.5.2520.3400.000.0008 INTERNET	\$178.35
				Check #: 0	
				PO/InvoiceTotal:	\$178.35
				Vendor Total:	\$178.35
Companion Life Insurance Company					
Check Group:					
V-February 2020	1	0	54278 1/27/2020	10.5.2520.2341.000.0000 VISION INSURANCE	\$71.32
V-February 2020	1	0	54278 1/27/2020	10.5.2520.3800.000.0011 RETIREE/COBRA BENEFITS	\$15.14
L-February 2020	1	0	54278 1/27/2020	10.5.2520.2210.000.0000 LIFE INSURANCE	\$107.10
L-February 2020	1	0	54278 1/27/2020	10.5.2520.3800.000.0011 RETIREE/COBRA BENEFITS	\$70.89
				Check #: 0	
				PO/InvoiceTotal:	\$264.45
				Vendor Total:	\$264.45

De Lage Landen Financial Services, Inc.

Check Group:

Lyons Township Trustee of Schools

Voucher Batch Number: 1059 01/27/2020

Voucher Detail Listing

Fiscal Year: 2019-2020

Vendor Remit Name
Description

12/15/2019-01/14/2020 Vendor # QTY PO No. Invoice Date Account Amount

663470932 1 0 663470932 10.5.2520.3250.000.0003 \$968.00

1/20/2020 COPIER & PRINTER LEASE \$968.00

DEL GALDO LAW GROUP, LLC

Check Group:

October 2019 1 0 23449 10.5.2520.3180.000.0000 \$3,515.00

12/20/2019 LEGAL SERVICES

October 2019 1 0 23450 10.5.2520.3180.000.0000 \$2,063.75

12/20/2019 LEGAL SERVICES

November 2019 1 0 23637 10.5.2520.3180.000.0000 \$971.25

1/20/2020 LEGAL SERVICES

November 2019 1 0 23638 10.5.2520.3180.000.0000 \$633.75

1/27/2020 LEGAL SERVICES

Check #: 0

PO/InvoiceTotal: \$7,183.75

Vendor Total: \$7,183.75

FIRST NATIONAL BANK OF LAGRANGE

Check Group:

OFFICE SUPPLIES 1 0 1000078 10.5.2520.4100.000.0000 \$151.41

12/16/2019-1/15/20 OFFICE SUPPLIES

OFFICE SUPPLIES 1 0 12/16/2019-1/15/20 10.5.2520.4100.000.0000 \$26.50

1/27/2020 OFFICE SUPPLIES

Wall Street Journal 1 0 12/16/2019-1/15/20 10.5.2520.4400.000.0000 \$21.49

1/27/2020 PERIODICALS

OFFICE SUPPLIES 1 0 12/16/2019-1/15/20 10.5.2520.4100.000.0000 \$74.95

1/27/2020 OFFICE SUPPLIES

Lyons Township Trustee of Schools

Voucher Batch Number: 1059 01/27/2020

Voucher Detail Listing

Fiscal Year: 2019-2020

Vendor Remit Name
Description

Vendor #	QTY	PO No.	Invoice Date	Account	Amount
	1	0	12/16/2019-1/15/2020	10.5.2520.3330.000.0000	\$75.27
MEETING EXPENSE					
Check #: 0					
PO/Invoice Total: \$349.62					
Vendor Total: \$349.62					
Health Care Service Corporation					
Check Group:					
M-February 2020	1	0	0000907174	10.2.0481.0000.000.9944	\$6,206.29
			1/27/2020	HEALTH INSURANCE PAYABLE-ER	
M-February 2020	1	0	0000907174	10.5.2520.3800.000.0011	\$982.29
			1/27/2020	RETIREE/COBRA BENEFITS	
D-February 2020	1	0	0000907174	10.5.2520.2230.000.0000	\$381.32
			1/27/2020	DENTAL INSURANCE	
D-February 2020	1	0	0000907174	10.5.2520.3800.000.0011	\$71.00
			1/27/2020	RETIREE/COBRA BENEFITS	
Check #: 0					
PO/Invoice Total: \$7,640.90					
Vendor Total: \$7,640.90					
HINCKLEY SPRINGS					
Check Group:					
December 2019	1	0	14650680 011120	10.5.2520.4100.000.0000	\$62.06
			1/27/2020	OFFICE SUPPLIES	
Check #: 0					
PO/Invoice Total: \$62.06					
Vendor Total: \$62.06					
KELLY BRADSHAW					
Check Group:					
09/01/2019-09/30/2019	1	0	92-94	10.5.2520.3100.000.0000	\$5,200.00
			1/27/2020	CPA SERVICES	

Lyons Township Trustee of Schools

Voucher Detail Listing

Voucher Batch Number: 1059 01/27/2020

Fiscal Year: 2019-2020

Vendor Remit Name
Description

Vendor #	QTY	PO No.	Invoice Invoice Date	Account	Amount
10/1/2019-10/31/2019	1	0	92-94 1/27/2020	10.5.2520.3100.000.0000 CPA SERVICES	\$3,883.75
11/1/2019-11/30/2019	1	0	92-94 1/27/2020	10.5.2520.3100.000.0000 CPA SERVICES	\$3,965.00
Check #: 0					
PO/InvoiceTotal:					\$13,048.75
Vendor Total:					\$13,048.75
MAILFINANCE					
1000135					
Check Group:					
11/13/19-2/12/20	1	0	N8102564 1/27/2020	10.5.2520.3250.000.0004 ENVELOPE INSERTER LEASE	\$501.00
Check #: 0					
PO/InvoiceTotal:					\$501.00
Vendor Total:					\$501.00
MILLER CANFIELD PADDOCK & STONE, P.L.C					
1000117					
Check Group:					
D204 Litigation-October 2019	1	0	1457892 1/20/2020	10.5.2520.3180.000.0001 DISTRICT 204 - LITIGATION	\$17,948.53
D204 Post 2012-October 2019	1	0	1458255 1/20/2020	10.5.2520.3180.000.0001 DISTRICT 204 - LITIGATION	\$1,870.94
DISTRICT 204 - LITIGATION NOVEMBER 2019	1	0	1463705 1/27/2020	10.5.2520.3180.000.0001 DISTRICT 204 - LITIGATION	\$24,466.53
Check #: 0					
PO/InvoiceTotal:					\$44,286.00
Vendor Total:					\$44,286.00
RRP HOLDINGS, LLC					
Check Group:					
Rent-February 2020	1	0	February 2020 1/27/2020	10.5.2520.3250.000.0000 RENTALS	\$4,154.00

Lyons Township Trustee of Schools

Voucher Batch Number: 1059 01/27/2020

Voucher Detail Listing

Fiscal Year: 2019-2020

Vendor Remit Name
Description

Vendor #	QTY	PO No.	Invoice Date	Account	Amount
Garbage-February 2020	1	0	February 2020 1/27/2020	10.5.2520.3210.000.0000 SANITATION SERVICES	\$70.00
Check #: 0					PO/InvoiceTotal: \$4,224.00
Vendor Total:					\$4,224.00
The Quinlan Law Firm					
Check Group:					
D204 Litigation - October 2019	1	0	1166 1/20/2020	10.5.2520.3180.000.0001 DISTRICT 204 - LITIGATION	\$38,163.75
DISTRICT 204 - LITIGATION NOVEMBER 2019					\$54,612.58
Check #: 0					PO/InvoiceTotal: \$92,776.33
Vendor Total:					\$92,776.33
TYLER BUSINESS FORMS					
Check Group:					
2019 ACA Forms	1	0	41789 1/27/2020	10.5.2520.4100.000.0000 OFFICE SUPPLIES	\$356.94
Check #: 0					PO/InvoiceTotal: \$356.94
Vendor Total:					\$356.94
Vision 96, LLC					
Check Group:					
OTHER PROFESSIONAL AND TECHNICAL SERVICES-DEC19	1	0	3647 1/20/2020	10.5.2520.3100.000.0023 PROF. & TECH. SERVICES - IT	\$573.00
TELEPHONE EQUIPMENT					\$219.99
Check #: 0					PO/InvoiceTotal: \$792.99
Vendor Total:					\$792.99

Lyons Township Trustee of Schools

Voucher Detail Listing

Voucher Batch Number: 1059 01/27/2020

Fiscal Year: 2019-2020

Vendor Remit Name
Description

Vendor #	QTY	PO No.	Invoice Invoice Date	Account	Amount
----------	-----	--------	-------------------------	---------	--------

WIPE N' KLEEN

Check Group:
January 2020

1	0		248156 1/27/2020	10.5.2520.3220.000.0000 CLEANING SERVICES	\$425.00
---	---	--	---------------------	--	----------

Check #: 0

PO/InvoiceTotal: \$425.00

Vendor Total: \$425.00

Grand Total: \$173,107.30

Vendor Total: \$792.99

End of Report

Review School Districts Official Records

- November 2019
- December 2019

Lyons Township School Treasurer's Office
 District Operations Report
 November 2019

District	Beginning FY20 Fund Balance	Beginning FY20 fund balance adjustments	Revenues	Beg. Balance + Revenues	Disbursements	Ending FY20 Fund Balance	% of Total Ending Fund Balance
995	254,607.96		-43.54	254,564.42	21,070.64	233,493.78	0.10%
999	884,162.42		301,094.94	1,185,257.36	1,173,201.90	12,055.46	0.01%
101	9,473,738.08		9,309,987.77	18,783,725.85	8,100,751.55	10,682,974.30	4.71%
102	9,734,305.90	-20.00	20,134,361.86	29,868,647.76	18,129,341.41	11,739,306.35	5.17%
103	12,399,392.72		16,165,007.16	28,564,399.88	15,895,900.42	12,668,499.46	5.58%
104	12,397,473.91		14,210,170.77	26,607,644.68	13,122,934.85	13,484,709.83	5.94%
105	16,144,889.09		12,512,555.30	28,657,444.39	10,200,715.69	18,456,728.70	8.13%
106	12,791,029.55		6,667,295.33	19,458,324.88	5,079,350.82	14,378,974.06	6.33%
106.5	2,180,203.74		3,003,254.75	5,183,458.49	4,726,953.39	456,505.10	0.20%
106.7	9,360.47		0.00	9,360.47	9,360.47	0.00	0.00%
107	13,974,230.20		7,533,449.80	21,507,680.00	7,143,967.08	14,363,712.92	6.33%
108	6,052,177.93		2,954,841.36	9,007,019.29	2,530,795.00	6,476,224.29	2.85%
109	30,879,643.59		16,290,485.18	47,170,128.77	16,982,970.40	30,187,158.37	13.30%
204	41,472,894.85		37,567,025.01	79,039,919.86	29,245,826.03	49,794,093.83	21.94%
2045	3,661,488.31		14,645,702.79	18,307,191.10	8,525,533.99	9,781,657.11	4.31%
217	30,337,937.52		17,398,813.48	47,736,751.00	13,450,019.40	34,286,731.60	15.10%
TOTAL	198,552,285.54	-20.00	178,694,001.96	381,341,518.20	154,338,693.04	227,002,825.16	100.00%

Lyons Township School Treasurer's Office
 District Operations Report
 December 2019

District	Beginning FY20 Fund Balance	Beginning FY20 fund balance adjustments	Revenues	Beg. Balance + Revenues	Disbursements	Ending FY20 Fund Balance	% of Total Ending Fund Balance
995	254,607.96		-43.54	254,564.42	21,206.64	233,357.78	0.11%
999	884,162.42		346,444.04	1,230,606.46	1,222,962.34	7,644.12	0.00%
101	9,473,738.08		9,484,793.42	18,958,531.50	9,593,467.15	9,365,064.35	4.48%
102	9,734,285.90		20,764,965.72	30,499,251.62	21,896,133.65	8,603,117.97	4.11%
103	12,399,392.72		17,627,734.36	30,027,127.08	18,571,021.68	11,456,105.40	5.48%
104	12,397,473.91		15,790,917.67	28,188,391.58	15,648,438.32	12,539,953.26	5.99%
105	16,144,889.09		12,863,164.30	29,008,053.39	12,076,374.73	16,931,678.66	8.09%
106	12,791,029.55		6,751,041.32	19,542,070.87	6,086,509.65	13,455,561.22	6.43%
106.5	2,180,203.74		4,082,728.50	6,262,932.24	5,814,862.27	448,069.97	0.21%
106.7	9,360.47		0.00	9,360.47	9,360.47	0.00	0.00%
107	13,974,230.20		7,741,606.80	21,715,837.00	8,240,920.97	13,474,916.03	6.44%
108	6,052,177.93		3,328,731.67	9,380,909.60	3,045,542.79	6,335,366.81	3.03%
109	30,879,643.59		18,622,539.58	49,502,183.17	19,658,741.21	29,843,441.96	14.27%
204	41,472,894.85		38,686,195.34	80,159,090.19	38,177,128.39	41,981,961.80	20.07%
2045	3,661,488.31		20,574,874.78	24,236,363.09	10,539,995.81	13,696,367.28	6.55%
217	30,337,937.52		18,953,940.97	49,291,878.49	18,463,491.05	30,828,387.44	14.74%
TOTAL	198,552,285.54	0.00	195,619,634.93	398,267,151.17	189,066,157.12	209,200,994.05	100.00%

Quarterly Investment Report December 31, 2019

Township Trustees of Schools

TOWNSHIP 38 NORTH, RANGE 12 EAST

www.lyonstto.net

BOARD OF SCHOOL TRUSTEES

Michael S. Thiessen, President

Michael Dickman, Trustee

Nicholas A. Kantas, Trustee

22 Calendar Ave. STE D


LaGrange, IL 60525

Phone 708-352-4480

Fax 708-352-4417

DATE: January 24, 2020

TO: Board of School Trustees

FROM: Kenneth T. Getty, MBA, CSBO 

SUBJECT: Investment Analysis – December 31, 2019

The Lyons Township Treasurer Office's total investment portfolio continues to outperform its benchmark (Bank of America Merrill Lynch 1-10 Year Treasury & Agency Index) with 27.94% higher returns (LTTO: 2.585% vs. BOA ML 1-10 Index: 2.020%) in the first quarter of FY2020.

In October 2019, the LTTO forecasted lower year-over-year returns for the second quarter as a result of the tightening market conditions, but that forecast was mitigated by a \$15 million year-over-year increase of the total investment portfolio value. The LTTO will continue to monitor market conditions/rates daily and attain the best market rates of return throughout the current and future economic cycles.

Snapshot of the quarter-over-quarter changes in the LTTO total investment portfolio:

Quarter-over-Quarter				
	12/31/2019			9/30/2019
	<i>Cash Basis</i>	<i>\$ Difference</i>	<i>% Difference</i>	<i>Cash Basis</i>
AGENCY DUS/CMBS	\$ 67,710,989	\$ (821,514)	-1.20%	\$ 68,532,503
BROKER CD	\$ 5,427,600	\$ (2,944,900)	-35.17%	\$ 8,372,500
CORPORATE BOND	\$ 4,031,035	\$ -	0.00%	\$ 4,031,035
GOVERNMENT AGENCY	\$ -	\$ -	n/a	\$ -
LOCAL CD	\$ -	\$ (1,507,118)	-100.00%	\$ 1,507,118
MBS:WHIT MBS	\$ 25,719,156	\$ (1,619,579)	-5.92%	\$ 27,338,735
MONEY MARKET	\$ 55,665,986	\$ (66,941,557)	-54.60%	\$ 122,607,543
TAX ANTICIPATION WARRANT	\$ -	\$ -	n/a	\$ -
TAXABLE MUNICIPAL BONDS	\$ 40,990,043	\$ 3,797,434	10.21%	\$ 37,192,609
US TREASURIES	\$ 3,393,941	\$ 297,129	9.59%	\$ 3,096,812
Grand Total	\$ 202,938,749	\$ (69,740,106)	-25.58%	\$ 272,678,855
	<i>% Gross of Fees</i>	<i>% Quarterly Difference</i>		<i>% Gross of Fees</i>
Benchmark	2.020%	-4.31%		2.111%
LTTO	2.585%	-6.37%		2.761%

Snapshot of the year-over-year changes in the LTTO total investment portfolio:

Year-over-Year					
	12/31/2019			12/31/2018	
	<i>Cash Basis</i>	<i>\$ Difference</i>	<i>% Difference</i>	<i>Cash Basis</i>	
AGENCY DUS/CMBS	\$ 67,710,989	\$ 5,381,188	8.63%	\$ 62,329,801	
BROKER CD	\$ 5,427,600	\$ 2,427,600	80.92%	\$ 3,000,000	
CORPORATE BOND	\$ 4,031,035	\$ 2,017,520	100.00%	\$ 2,013,515	
GOVERNMENT AGENCY	\$ -	\$ (2,531,817)	-100.00%	\$ 2,531,817	
LOCAL CD	\$ -	\$ (4,467,967)	-100.00%	\$ 4,467,967	
MBS:WHIT MBS	\$ 25,719,156	\$ (5,681,243)	-18.09%	\$ 31,400,399	
MONEY MARKET	\$ 55,665,986	\$ 11,654,172	26.48%	\$ 44,011,814	
TAX ANTICIPATION WARRANT	\$ -	\$ -	n/a	\$ -	
TAXABLE MUNICIPAL BONDS	\$ 40,990,043	\$ 4,877,302	13.51%	\$ 36,112,741	
US TREASURIES	\$ 3,393,941	\$ 1,708,484	101.37%	\$ 1,685,457	
Grand Total	\$ 202,938,749	\$ 15,385,238	8.20%	\$ 187,553,511	
	<i>% Gross of Fees</i>	<i>% Yearly Difference</i>		<i>% Gross of Fees</i>	
Benchmark	2.020%	50.30%		1.344%	
LTTO	2.585%	38.38%		1.868%	

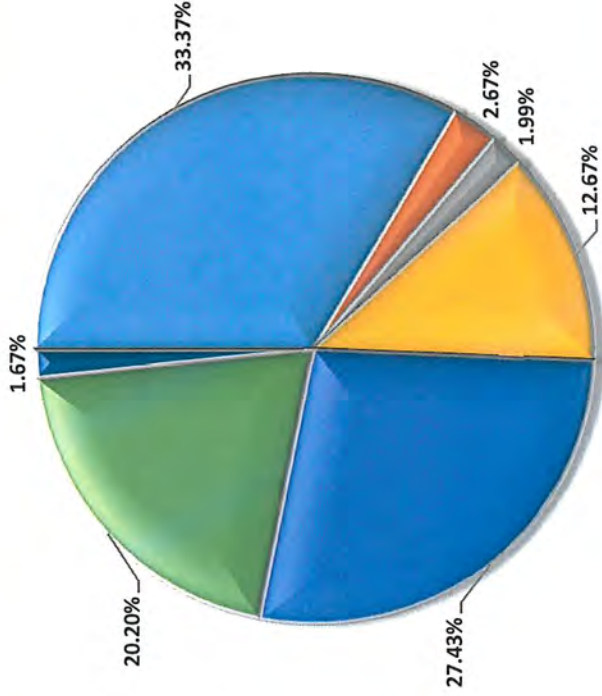
Lyons Township Trustees of Schools
 Q2 FY2020 - Total Investment Portfolio Buy/Sell Activity (9/1/2019 to 12/31/2019)

Trade Side	Settlement Month	Custody	Investment Description	Maturity Date	Investment Type	Cusip/Description	Cost Basis	Coupon	Transaction Yield	S&P	Moody's	Fitch
Sell	October	Byline Bank	Public Funds Emerald MMA Var %	10/31/2019	MONEY MARKET	Byline Bank MMA	(25,145,027)		1.87			
Sell	October	CIBC Trust	CIBC WEALTHMGMT MM 1 Var%	10/31/2019	MONEY MARKET	WMMMA00993-1	(1,948,054)		1.74			
Sell	October	First Midwest Bank	First Midwest Money Market xx403 Var%	10/31/2019	MONEY MARKET	1st Midwest Money Market	(3,166,755)		2.05			
Sell	October	CIBC Trust	3138L2S17 FNMA PL#AM2320 1.68% 1/1/20	10/1/2019	AGENCY DUS/CMBS	3138L2S17	(445,181)	1.680	1.72	AA+	Aaa	
Sell	October	CIBC Trust	438670061 HONOLULU HI CITY 2.412% 11/1/21	10/11/2019	TAXABLE MUNICIPAL	438670061	(1,638,747)	2.412	1.65	Aa1	AA+	
Buy	October	CIBC Trust	38141W273 GOLDMAN SACHS FIN SQ GOVT-F5	10/31/2019	MONEY MARKET	38141W273	399,636	1.700	2.21	AAA	Aaa	
Buy	October	CIBC Trust	738850S13 POWAY CA SD2002-1 2.209% 8/1/25	8/1/2025	TAXABLE MUNICIPAL	738850S13	500,000	2.209	2.21	AA-		
Buy	October	CIBC Trust	3140HVUJX0 FNMA#BL4197 2.64% 9/1/29	9/1/2029	AGENCY DUS/CMBS	3140HVUJX0	259,938	1.900	2.16	AAA	Aaa	
Buy	October	CIBC Trust	783186UC1 RUTGERS NJ R 2.349% 5/1/25	5/1/2025	TAXABLE MUNICIPAL	783186UC1	250,000	1.900	1.65	AAA	Aaa	
Buy	October	CIBC Trust	9128282A7 US TREASURY 1.5% 8/15/26	8/15/2026	US TREASURIES	9128282A7	1,253,203	1.500	1.84			
Sell	November	Byline Bank	Public Funds Emerald MMA Var %	11/30/2019	MONEY MARKET	Byline Bank MMA	(293,985)		1.83			
Sell	November	First Midwest Bank	First Midwest Money Market xx403 Var%	11/30/2019	MONEY MARKET	1st Midwest Money Market	(28,692,932)					
Sell	November	CIBC Trust	38141W273 GOLDMAN SACHS FIN SQ GOVT-F5	11/30/2019	MONEY MARKET	38141W273	(361,039)	1.550		AAA	Aaa	
Buy	November	CIBC Trust	88278PZAS TX ST UNIV B 2.103% 3/15/24	11/21/2019	TAXABLE MUNICIPAL	88278PZAS	475,000	2.103	2.10		Aa2	
Buy	November	CIBC Trust	091096NE3 BIRMINGHAM AL WTR 2.363% 1/1/25	11/21/2019	TAXABLE MUNICIPAL	091096NE3	500,000	2.363	2.36	AA	Aa2	
Buy	November	CIBC Trust	3140F535 FNMA BC9089 3% 12/1/46	12/1/2046	AGENCY DUS/CMBS	3140F535	803,753	3.000	2.52			
Buy	November	CIBC Trust	576051W88 MASS ST WTR F 2.273% 8/1/28	8/1/2028	TAXABLE MUNICIPAL	576051W88	1,000,000	2.273	2.27	AA+	Aa1	
Buy	November	CIBC Trust	511444QR5 LAKE ZURICH ILA 3.25% 12/15/27	12/15/2027	TAXABLE MUNICIPAL	511444QR5	629,436	3.250	2.23	AAA		
Buy	November	CIBC Trust	06051GFW4 BK OF AMERICA CO 2.625% 4/19/21	4/19/2021	CORPORATE BOND	06051GFW4	1,007,060	2.625	2.20	A-	AZ	A+
Buy	November	LITTO	108565EVO BRIDGEVIEW PD GO 2019 2.95% 12/	12/1/2020	TAXABLE MUNICIPAL	108565EVO	618,000	2.950	2.95			
Buy	November	LITTO	86610JAX6 SUMMIT PKD GO 2019 3.2% 12/1/20	12/1/2020	TAXABLE MUNICIPAL	86610JAX6	276,000	3.200	3.20			
Buy	November	LITTO	952083K88 W CHICAGO PD GO 2019 2.15-2.3%	11/15/2021	TAXABLE MUNICIPAL	952083K88	1,005,005	2.300	2.30			
Sell	December	Byline Bank	Public Funds Emerald MMA Var %	12/31/2019	MONEY MARKET	Byline Bank MMA	(3,809,759)		1.79			
Sell	December	CIBC Trust	38141W273 GOLDMAN SACHS FIN SQ GOVT-F5	12/31/2019	MONEY MARKET	38141W273	(353,680)	1.640		AAA	Aaa	
Sell	December	First Midwest Bank	First Midwest Money Market xx403 Var%	12/31/2019	MONEY MARKET	1st Midwest Money Market	(7,379,637)		1.82			
Sell	December	ISDLAF+ SUMMARRY	ISDLAF+ CD BMO Harris Bank 2.732% 12/9/19	12/9/2019	BROKER CD	ISDLAF+ CD BMO Harris	(1,097,612)		2.73			
Buy	December	CIBC Trust	592481LK9 ST LOUIS MO WTR 2.291% 5/1/26	5/1/2026	TAXABLE MUNICIPAL	592481LK9	1,000,000	2.291	2.29	AAA	Aa1	AA+
Buy	December	CIBC Trust	59164GEN8 METRO WSTWTR CO 2.124% 4/1/25	4/1/2025	TAXABLE MUNICIPAL	59164GEN8	450,000	2.124	2.124	AAA	Aa1	

Lyons Township Trustees of Schools
 Total Investment Portfolio
 December 31, 2019

Investment Type	Cost Basis	Total Market Value	% of Portfolio
AGENCY DUS/CMBS	67,710,989	69,055,423	33.37%
BROKER CD	5,427,600	5,492,548	2.67%
CORPORATE BOND	4,031,035	4,097,282	1.99%
MBS:WHFIT MBS	25,719,156	25,708,705	12.67%
MONEY MARKET	55,665,986	55,668,902	27.43%
TAXABLE MUNICIPAL BONDS	40,990,043	41,736,781	20.20%
US TREASURIES	3,393,940	3,453,499	1.67%
Grand Total	202,938,749	205,213,140	100.00%

Total Portfolio by Type



December 19

Long Term Portfolio Metric:

Estimate Annualized Rate of Return (Since Inception current advisors; 7/1/14)

Gross of Fees

2.585%

vs. BOA ML 1-10 Treasury & Agency Index

Gross of Fees

2.020%

TTO % over Index: 27.94%

Lyons Township Trustees of Schools
Investment Portfolio
Asset Listing
December 31, 2019

Custody	Investment Description	Maturity Date	Investment Type	Cusip/ Description	Cost Basis **1
Byline Bank	Public Funds Emerald MMA Var %		MONEY MARKET	Byline Bank MMA	15,972,298.66
CIBC Trust	02587DXU7 AMEX CENTURION 2% 5/7/20	05/07/2020	BROKER CD	02587DXU7	250,000.00
CIBC Trust	052414RU5 AUSTIN TX ELEC 2.937% 11/15/28	11/15/2028	TAXABLE MUNICIPAL BONDS	052414RU5	518,435.00
CIBC Trust	052414RV3 AUSTIN TX ELEC 2.987% 11/15/29	11/15/2029	TAXABLE MUNICIPAL BONDS	052414RV3	500,000.00
CIBC Trust	06051GFW4 BK OF AMERICA CO 2.625% 4/19/21	04/19/2021	CORPORATE BOND	06051GFW4	1,007,060.00
CIBC Trust	094808CC4 BLOOMINGTON MN PORT2.35% 2/1/23	02/01/2023	TAXABLE MUNICIPAL BONDS	094808CC4	416,338.60
CIBC Trust	13067WHZ8 CA ST WTR SER A0 2.437% 12/1/21	12/01/2021	TAXABLE MUNICIPAL BONDS	13067WHZ8	5,063.15
CIBC Trust	14042E6X3 CAPITAL ONE NA 2.2% 9/16/20	09/16/2020	BROKER CD	14042E6X3	250,000.00
CIBC Trust	165573C79 CHESTER CNTY PA 2.818% 5/15/24	05/15/2024	TAXABLE MUNICIPAL BONDS	165573C79	1,007,200.00
CIBC Trust	172311KC5 CINN OH WTR C 2.768% 12/1/22	12/01/2022	TAXABLE MUNICIPAL BONDS	172311KC5	528,675.00
CIBC Trust	17312QH77 CITIBANK NA 2.7% 3/29/21	03/29/2021	BROKER CD	17312QH77	250,000.00
CIBC Trust	20030NCQ2 COMCAST CORP 3.45% 10/1/21	10/01/2021	CORPORATE BOND	20030NCQ2	1,010,460.00
CIBC Trust	20772KER6 CT ST SER A 3.75% 9/15/20	09/15/2020	TAXABLE MUNICIPAL BONDS	20772KER6	1,011,530.00
CIBC Trust	21614TCZ1 COOK CY DIST#208 HS 3% 12/15/21	12/15/2021	TAXABLE MUNICIPAL BONDS	21614TCZ1	511,645.00
CIBC Trust	2350364K3 DALLAS INT'L A 2.039% 11/1/24	11/01/2024	TAXABLE MUNICIPAL BONDS	2350364K3	225,000.00
CIBC Trust	239864AY7 DAYTON OH MET B 2.31% 12/1/22	12/01/2022	TAXABLE MUNICIPAL BONDS	239864AY7	728,427.15
CIBC Trust	254672FV5 DISCOVER BANK CD 2.4% 1/21/22	01/21/2022	BROKER CD	254672FV5	250,000.00
CIBC Trust	3128CUL53 FREDMACGLD PL#G30348 6% 7/1/27	07/01/2027	MBS:WHFIT MBS	3128CUL53	250,345.15

Lyons Township Trustees of Schools
Investment Portfolio
Asset Listing
December 31, 2019

Custody	Investment Description	Maturity Date	Investment Type	Cusip/ Description	Cost Basis
CIBC Trust	3128M8UG7 FREDMAC GLD PL#G06583 5% 6/1/41	06/01/2041	MBS:WHFIT MBS	3128M8UG7	308,356.24
CIBC Trust	3128MEA43 FREDMAC #G15227 3.5% 12/1/29	12/01/2029	AGENCY DUS/CMBS	3128MEA43	674,956.25
CIBC Trust	3128PSC88 FHLMC GOLD PL#J12795 4% 8/1/25	08/01/2025	MBS:WHFIT MBS	3128PSC88	62,162.95
CIBC Trust	3128PT7C3 FREDMAC GLD PL#J14491 4% 2/1/26	02/01/2026	MBS:WHFIT MBS	3128PT7C3	951,331.05
CIBC Trust	3133EF4A2 FFCB 1.92% 4/9/22	04/09/2022	AGENCY DUS/CMBS	3133EF4A2	1,000,000.00
CIBC Trust	3136AQ5E6 FNMA 2016M2 AV2 2.152% 1/25/23	01/25/2023	AGENCY DUS/CMBS	3136AQ5E6	897,723.02
CIBC Trust	3136G36U4 FNMA 1.5% 9/29/21	09/29/2021	AGENCY DUS/CMBS	3136G36U4	1,000,000.00
CIBC Trust	31374CLS3 FNMA POOL#310037 6.5% 10/1/36	10/01/2036	MBS:WHFIT MBS	31374CLS3	57,457.63
CIBC Trust	3137AYCE9 FHLMC MULTI 2.682% 10/25/22	10/25/2022	AGENCY DUS/CMBS	3137AYCE9	1,017,500.00
CIBC Trust	3137B4WB8 FHLMC MULTI K03 3.06% 7/25/23	07/25/2023	AGENCY DUS/CMBS	3137B4WB8	514,609.38
CIBC Trust	3138AP3V8 FNMA POOL#AI9811 4.5% 8/1/26	08/01/2026	MBS:WHFIT MBS	3138AP3V8	485,142.11
CIBC Trust	3138EGKL7 FNMA PL#AL0298 4% 5/1/26	05/01/2026	AGENCY DUS/CMBS	3138EGKL7	937,447.93
CIBC Trust	3138EJ3L0 FNMA #AL2606 2.647% 10/1/22	10/01/2022	AGENCY DUS/CMBS	3138EJ3L0	320,842.65
CIBC Trust	3138L0MH1 FNMA #AM0359 2.31% 8/1/22	08/01/2022	AGENCY DUS/CMBS	3138L0MH1	1,014,893.55
CIBC Trust	3138L2AE7 FNMA PL#AM1804 2.19% 12/1/22	12/01/2022	AGENCY DUS/CMBS	3138L2AE7	877,689.85
CIBC Trust	3138L33G8 FNMA #AM3498 2.01% 6/1/20	06/01/2020	AGENCY DUS/CMBS	3138L33G8	1,002,656.25
CIBC Trust	3138L3BR5 FNMA PL#AM2747 2.5% 4/1/23	04/01/2023	AGENCY DUS/CMBS	3138L3BR5	488,750.00
CIBC Trust	3138L86M1 FNMA PL#AM8075 2.85% 2/1/27	02/01/2027	AGENCY DUS/CMBS	3138L86M1	977,940.33

Lyons Township Trustees of Schools
Investment Portfolio
Asset Listing
December 31, 2019

Custody	Investment Description	Maturity Date	Investment Type	Cusip/ Description	Cost Basis **1
CIBC Trust	3138LXW9 FNMA PL #AM7892 2.73% 1/1/23	01/01/2023	AGENCY DUS/CMBS	3138LXW9	696,213.57
CIBC Trust	3138LDAV5 FNMA PL# AN0919 2.88% 2/1/26	02/01/2026	AGENCY DUS/CMBS	3138LDAV5	331,715.63
CIBC Trust	3138LGBV7 FNMA #AN3651 2.51% 11/1/26	11/01/2026	AGENCY DUS/CMBS	3138LGBV7	235,342.47
CIBC Trust	3138LGKF2 FNMA #AN3893 2.65% 12/1/23	12/01/2023	AGENCY DUS/CMBS	3138LGKF2	1,009,687.50
CIBC Trust	3138LH6P4 FNMA #AN53773.02% 5/1/27	05/01/2027	AGENCY DUS/CMBS	3138LH6P4	1,016,563.00
CIBC Trust	31400HKP7 FNMA POOL#688002 5.5% 3/1/33	03/01/2033	MBS:WHFIT MBS	31400HKP7	190,250.67
CIBC Trust	31400HLP6 FNMA POOL#688034 5.5% 3/1/33	03/01/2033	MBS:WHFIT MBS	31400HLP6	94,794.88
CIBC Trust	31401LVL4 FNMA POOL#711719 5.5% 6/1/33	06/01/2033	MBS:WHFIT MBS	31401LVL4	222,459.30
CIBC Trust	31406CU30 FNMA POOL#806202 5.5% 1/1/35	01/01/2035	MBS:WHFIT MBS	31406CU30	205,990.03
CIBC Trust	3140F535 FNMA BC9089 3% 12/1/46	12/01/2046	AGENCY DUS/CMBS	3140F5C35	803,752.50
CIBC Trust	3140J5NB1 FNMA PL#BM1285 4.5% 5/1/47	05/01/2047	MBS:Other MBS	3140J5NB1	924,671.90
CIBC Trust	3140J8EZ2 FNMA #BM3751 3.5% 2/1/33	02/01/2033	AGENCY DUS/CMBS	3140J8EZ2	740,607.41
CIBC Trust	3140J8TA1 FNMA #BM4144 5% 7/1/47	07/01/2047	AGENCY DUS/CMBS	3140J8TA1	802,727.95
CIBC Trust	3140J9LW9 FNMA BM4840 4% 10/1/48	10/01/2048	AGENCY DUS/CMBS	3140J9LW9	1,147,783.08
CIBC Trust	3140J9W31 FNMA #BM5165 4% 7/1/47	07/01/2047	AGENCY DUS/CMBS	3140J9W31	286,483.63
CIBC Trust	3140Q9JA2 FNMA PL#CA2056 4.5% 7/1/48	07/01/2048	MBS:Other MBS	3140Q9JA2	146,191.06
CIBC Trust	3140X4LH7 FNMA #FM1227 3% 4/1/32	04/01/2032	AGENCY DUS/CMBS	3140X4LH7	926,931.99
CIBC Trust	31412QVT3 FNMA POOL#93226 4% 12/1/24	12/01/2024	MBS:WHFIT MBS	31412QVT3	1,515,822.34

Lyons Township Trustees of Schools
Investment Portfolio
Asset Listing
December 31, 2019

Custody	Investment Description	Maturity Date	Investment Type	Cusip/ Description	Cost Basis *1
CIBC Trust	31416LLU8 FNMA POOL#AA3038 5.5% 5/1/39	05/01/2039	MBS:WHFIT MBS	31416LLU8	576,749.37
CIBC Trust	31416WSV5 FNMA POOL#AB1431 5.5% 8/1/40	08/01/2040	MBS:WHFIT MBS	31416WSV5	829,384.77
CIBC Trust	31417J2M1 FNMA POOL#AC0779 5.5% 9/1/39	09/01/2039	MBS:WHFIT MBS	31417J2M1	546,921.14
CIBC Trust	31418MR79 FNMA POOL#AD0509 6% 1/1/39	01/01/2039	MBS:WHFIT MBS	31418MR79	2,293,659.81
CIBC Trust	31418RQF1 FNMA POOL#AD4053 5.5% 4/1/40	04/01/2040	MBS:WHFIT MBS	31418RQF1	1,693,140.70
CIBC Trust	31418U4X9 FNMA POOL#AD7137 5.5% 7/1/40	07/01/2040	MBS:WHFIT MBS	31418U4X9	3,115,668.63
CIBC Trust	3733842P0 GEORGIA ST SER B 2.67% 2/1/22	02/01/2022	TAXABLE MUNICIPAL BONDS	3733842P0	854,649.50
CIBC Trust	38147JS94 GOLDMAN SACHS USA 3.3% 7/16/24	07/16/2024	BROKER CD	38147JS94	250,000.00
CIBC Trust	38378B6L8 GNMA 2013-12B 2.15487% 11/16/52	11/16/2052	AGENCY DUS/CMBS	38378B6L8	387,875.00
CIBC Trust	38379RX24 GNMA SER2017-126AC 2.5% 5/16/59	05/16/2059	AGENCY DUS/CMBS	38379RX24	962,761.87
CIBC Trust	40434YCU9 HSBC BANK USA NA 2% 10/27/23	10/27/2023	BROKER CD	40434YCU9	250,000.00
CIBC Trust	41422EKD4 HARRIS CTY TX TRNS 2.261% 11/1/10/01/2030	11/01/2030	TAXABLE MUNICIPAL BONDS	41422EKD4	500,000.00
CIBC Trust	459200HM6 IBM Corp 1.625% 5/15/20	05/15/2020	CORPORATE BOND	459200HM6	489,665.00
CIBC Trust	46625HHU7 JP MORGAN CHASE 4.25% 10/15/20	10/15/2020	CORPORATE BOND	46625HHU7	1,015,660.00
CIBC Trust	48126XYP4 JPMORGAN CHASE BK 2.1% 2/28/21	02/28/2021	BROKER CD	48126XYP4	250,000.00
CIBC Trust	511444QR5 LAKE ZURICH IL A 3.25% 12/15/27	12/15/2027	TAXABLE MUNICIPAL BONDS	511444QR5	629,436.00
CIBC Trust	576051WB8 MASS ST WTR F 2.273% 8/1/28	08/01/2028	TAXABLE MUNICIPAL BONDS	576051WB8	1,000,000.00
CIBC Trust	590485E46 MESA AZ SER B 1.538% 7/1/20	07/01/2020	TAXABLE MUNICIPAL BONDS	590485E46	150,000.00

Lyons Township Trustees of Schools
Investment Portfolio
Asset Listing
December 31, 2019

Custody	Investment Description	Maturity Date	Investment Type	Cusip/ Description	Cost Basis *1
CIBC Trust	591852VA3 METRO COUNCIL MN ST 1.9% 9/1/21	09/01/2021	TAXABLE MUNICIPAL BONDS	591852VA3	353,183.00
CIBC Trust	592481LK9 ST LOUIS MO WTR 2.291% 5/1/26	05/01/2026	TAXABLE MUNICIPAL BONDS	592481LK9	1,000,000.00
CIBC Trust	59333P4G0 MIAMI DADECTY FL 2.608% 10/1/22	10/01/2022	TAXABLE MUNICIPAL BONDS	59333P4G0	500,000.00
CIBC Trust	604195VC8 MINNETONKA MN #276 2.55% 1/1/24	01/01/2024	TAXABLE MUNICIPAL BONDS	604195VC8	239,895.00
CIBC Trust	61690UBB5 MORGAN STANLEY BK 3.4% 11/8/22	11/08/2022	BROKER CD	61690UBB5	250,000.00
CIBC Trust	61760AE88 MORRIGAN STAN PVT CD 2.7% 6/6/24	06/06/2024	BROKER CD	61760AE88	250,000.00
CIBC Trust	64966MC49 NY NY 2019-C 3.57% 12/1/26	12/01/2026	TAXABLE MUNICIPAL BONDS	64966MC49	500,000.00
CIBC Trust	64971WAD2 NY,NY TRANS SECDB2 2.8% 11/1/21	11/01/2021	TAXABLE MUNICIPAL BONDS	64971WAD2	501,985.00
CIBC Trust	64971XJD1 NY CITY TAX19 C-2 2.98% 11/1/27	11/01/2027	TAXABLE MUNICIPAL BONDS	64971XJD1	1,001,930.00
CIBC Trust	64990ERK5 NY ST DORM AUTH 2.25% 3/15/20	03/15/2020	TAXABLE MUNICIPAL BONDS	64990ERK5	998,920.00
CIBC Trust	674599BY0 OCCIDENTAL PETROLEUM 4.1% 2/1/2	02/01/2021	CORPORATE BOND	674599BY0	508,190.00
CIBC Trust	68609TJF6 OR ST ART XI Q B 3.352% 5/1/29	05/01/2029	TAXABLE MUNICIPAL BONDS	68609TJF6	225,000.00
CIBC Trust	686356PP5 ORLAND PK IL A 2.3% 12/1/22	12/01/2022	TAXABLE MUNICIPAL BONDS	686356PP5	529,008.00
CIBC Trust	704668DG4 PEACHTREE CITY GA 2.47% 3/1/22	03/01/2022	TAXABLE MUNICIPAL BONDS	704668DG4	294,222.60
CIBC Trust	70922PAL6 PENN ST TURNPIKE 3.029% 12/1/24	12/01/2024	TAXABLE MUNICIPAL BONDS	70922PAL6	777,775.00
CIBC Trust	718814J64 PHOENIX AZ VAR 2.867% 7/1/23	07/01/2023	TAXABLE MUNICIPAL BONDS	718814J64	994,060.00
CIBC Trust	733911CB5 CORPUS CHRISTI NUECES B 3.318%	12/01/2023	TAXABLE MUNICIPAL BONDS	733911CB5	750,000.00
CIBC Trust	735389YT9 PORT SEATTLE WA B 2.43% 5/1/22	05/01/2022	TAXABLE MUNICIPAL BONDS	735389YT9	670,950.30

Lyons Township Trustees of Schools
Investment Portfolio
Asset Listing
December 31, 2019

Custody	Investment Description	Maturity Date	Investment Type	Cusip/ Description	Cost Basis **1
CIBC Trust	736740MT5 PORTLAND OR JENLWEN 3.5% 6/1/26	06/01/2026	TAXABLE MUNICIPAL BONDS	736740MT5	1,024,220.00
CIBC Trust	795676QM0 SALT LAKE UT SER B 1.95% 6/15/21	06/15/2021	TAXABLE MUNICIPAL BONDS	795676QM0	471,319.35
CIBC Trust	7976465H5 SAN FRAN CA HSG 3.352% 6/15/29	06/15/2029	TAXABLE MUNICIPAL BONDS	7976465H5	425,000.00
CIBC Trust	812626Y29 SEATTLE WA REF SER B 1.6% 1/1/20	01/01/2020	TAXABLE MUNICIPAL BONDS	812626Y29	1,005,590.00
CIBC Trust	812627FP7 SEATTLE WA IMP TB 3.375% 12/1/28	12/01/2028	TAXABLE MUNICIPAL BONDS	812627FP7	781,368.20
CIBC Trust	867612CX9 SUNNYVALE CA WTR 3.17% 4/1/26	04/01/2026	TAXABLE MUNICIPAL BONDS	867612CX9	537,691.05
CIBC Trust	87164XEY8 SYNCHRONY BANK 1.95% 1/16/20	01/16/2020	BROKER CD	87164XEY8	250,000.00
CIBC Trust	875124ER6 TAMPABAY WTR RG 2.612% 10/1/25	10/01/2025	TAXABLE MUNICIPAL BONDS	875124ER6	1,000,000.00
CIBC Trust	9128282A7 US TREASURY 1.5% 8/15/26	08/15/2026	US TREASURIES	9128282A7	1,253,203.13
CIBC Trust	9128285M8 US TREASURY 3.125% 11/15/28	11/15/2028	US TREASURIES	9128285M8	1,141,596.68
CIBC Trust	912828VS6 US TREASURY NOTE 2.5% 8/15/23	08/15/2023	US TREASURIES	912828VS6	999,140.63
CIBC Trust	91412GF59 UofCA REV SER AU 1.91% 5/15/21	05/15/2021	TAXABLE MUNICIPAL BONDS	91412GF59	750,000.00
CIBC Trust	914713H47 UN NC CHAP HILL 2.535% 12/1/22	12/01/2022	TAXABLE MUNICIPAL BONDS	914713H47	1,014,580.00
CIBC Trust	938429R74 WASHINGTON SD48J 1.796% 6/15/20	06/15/2020	TAXABLE MUNICIPAL BONDS	938429R74	500,000.00
CIBC Trust	93974DHW1 WASHINGTON ST 2.74% 8/1/22	08/01/2022	TAXABLE MUNICIPAL BONDS	93974DHW1	994,120.00
CIBC Trust	949763A48 WELLS FARGO CD 2.75% 5/3/24	05/03/2024	BROKER CD	949763A48	250,000.00
CIBC Trust	CIBC WEALTHMGMT MM 1 Var%		MONEY MARKET	WMMA00993-1	1,351,235.53
CIBC Trust	CIBC WEALTHMGMT MM 1 Var%		MONEY MARKET	WMMA00993-2	35,550.62

Lyons Township Trustees of Schools
Investment Portfolio
Asset Listing
December 31, 2019

Custody	Investment Description	Maturity Date	Investment Type	Cusip/ Description	Cost Basis **1
CIBC Trust	016788B67 ALLEGAN CNTY MI 2.4% 5/1/20	05/01/2020	TAXABLE MUNICIPAL BONDS	016788B67	450,000.00
CIBC Trust	051411RQ1 AUGUSTA ME TX PNS 3.13% 10/1/22	10/01/2022	TAXABLE MUNICIPAL BONDS	051411RQ1	490,000.00
CIBC Trust	080053GM7 BELLWOODANTIS PA 2.85% 6/1/2020	06/01/2020	TAXABLE MUNICIPAL BONDS	080053GM7	255,000.00
CIBC Trust	091096NE3 BIRMINGHAM AL WTR 2.363% 1/1/25	01/01/2025	TAXABLE MUNICIPAL BONDS	091096NE3	500,000.00
CIBC Trust	095167RW4 BLOUNT CNTY TN A 1.73% 6/1/21	06/01/2021	TAXABLE MUNICIPAL BONDS	095167RW4	107,800.00
CIBC Trust	143287BK5 CARMEL IN PUB 1A 1.726% 1/5/21	01/15/2021	TAXABLE MUNICIPAL BONDS	143287BK5	135,000.00
CIBC Trust	199492CU1 COLUMBUS OH SER8 2.483% 12/1/23	12/01/2023	TAXABLE MUNICIPAL BONDS	199492CU1	387,488.00
CIBC Trust	20772JWZ1 CONNECTICUT TX SER 2.7% 9/1/22	09/01/2022	TAXABLE MUNICIPAL BONDS	20772JWZ1	1,002,860.00
CIBC Trust	272497PH5 GRAND RPDS MI SERB 2.52% 5/1/20	05/01/2020	TAXABLE MUNICIPAL BONDS	272497PH5	625,000.00
CIBC Trust	3128M9B92 FRDMC GLDPL#G06964 5.5% 1/1/38	11/01/2038	MBS:WHFIT MBS	3128M9B92	655,069.80
CIBC Trust	3129405F2 FREDMACGLDPL#J21621 5.5% 6/1/40	06/01/2040	MBS:WHFIT MBS	3129405F2	43,787.29
CIBC Trust	3136A72D3 FNMA 2012-M9 A2 2.482 4/25/22	04/25/2022	AGENCY DUS/CMBS	3136A72D3	879,057.32
CIBC Trust	3136AEGQ4 FNMA 2013M7 CLA2 2.28% 12/27/22	12/27/2022	AGENCY DUS/CMBS	3136AEGQ4	934,322.38
CIBC Trust	3136AEX69 FNMA 2013-M9 A2 2.389% 1/25/23	01/25/2023	AGENCY DUS/CMBS	3136AEX69	224,715.11
CIBC Trust	3136AJ7G5 FNMA 2014M6 A2 2.67851% 5/25/21	05/25/2021	AGENCY DUS/CMBS	3136AJ7G5	98,116.07
CIBC Trust	3136AMKZ1 FNMA 2015M1 CLA2 2.532% 9/25/24	06/25/2024	AGENCY DUS/CMBS	3136AMKZ1	1,777,921.88
CIBC Trust	3136AMST7 FNMA 2015M3A2 2.72296% 10/25/24	10/25/2024	AGENCY DUS/CMBS	3136AMST7	1,240,199.22
CIBC Trust	3136AQHL7 FNMA ACE 2015M13 2.802% 6/25/25	06/25/2025	AGENCY DUS/CMBS	3136AQHL7	102,218.75

Lyons Township Trustees of Schools
Investment Portfolio
Asset Listing
December 31, 2019

Custody	Investment Description	Maturity Date	Investment Type	Cusip/Description	Cost Basis *1
CIBC Trust	3136AQV80 FNMA 2016 MI A2 2.939% 1/25/26	01/25/2026	AGENCY DUS/CMBS	3136AQV80	486,269.53
CIBC Trust	3136ARTY4 FNMA 2016-M4CLA1 2.187% 3/25/26	03/25/2026	AGENCY DUS/CMBS	3136ARTY4	408,836.11
CIBC Trust	3136ATZ80 FNMA 2.08% 7/25/26	07/25/2026	AGENCY DUS/CMBS	3136ATZ80	866,623.92
CIBC Trust	3136AV7G8 FNMA 17 M7 CLA2 2.961% 2/25/27	02/25/2027	AGENCY DUS/CMBS	3136AV7G8	1,805,857.04
CIBC Trust	3136AX7E9 FNMA 2017 M12 A2 3.081% 6/25/27	06/25/2027	AGENCY DUS/CMBS	3136AX7E9	1,135,255.17
CIBC Trust	3136AXVB8 FNMA 2017M10 AV2 2.646% 7/25/24	07/25/2024	AGENCY DUS/CMBS	3136AXVB8	2,048,126.40
CIBC Trust	3136AY2H5 FNMA 2017M14 A2 2.8765 1/25/27	11/25/2027	AGENCY DUS/CMBS	3136AY2H5	202,687.50
CIBC Trust	3136AY7L1 FNMA 2018M1 A2 2.986% 12/27/27	12/27/2027	AGENCY DUS/CMBS	3136AY7L1	788,500.00
CIBC Trust	3136B0YM2 FNMA 2018-M2A2 2.99924% 1/25/28	01/25/2028	AGENCY DUS/CMBS	3136B0YM2	1,030,473.43
CIBC Trust	3136B1XJ8 FNMA 2018M4A2 3.043% 3/25/28	03/25/2028	AGENCY DUS/CMBS	3136B1XJ8	1,011,328.13
CIBC Trust	3137ATRW4 FRED MAC MULTI 2.373% 5/25/22	05/25/2022	AGENCY DUS/CMBS	3137ATRW4	857,790.62
CIBC Trust	3137AVXN2 FHLMC MULTI 2.355% 7/25/22	07/25/2022	AGENCY DUS/CMBS	3137AVXN2	1,302,966.79
CIBC Trust	3137AWQG3 FHLMC MULTI KO23 1.583% 4/25/22	04/25/2022	AGENCY DUS/CMBS	3137AWQG3	703,010.91
CIBC Trust	3137B1U75 FHLMC MULTI FAM 2.522% 1/25/23	01/25/2023	AGENCY DUS/CMBS	3137B1U75	474,795.61
CIBC Trust	3137B3NA2 FHLMC MULTIFAMPSS 3.25% 4/25/23	04/25/2023	AGENCY DUS/CMBS	3137B3NA2	1,038,359.38
CIBC Trust	3137BGJZ3 FHLMC MULT K043 2.532% 10/25/23	10/25/2023	AGENCY DUS/CMBS	3137BGJZ3	281,708.31
CIBC Trust	3137BLMA3 FHLMC MULTI KS03 2.272% 6/25/22	06/25/2022	AGENCY DUS/CMBS	3137BLMA3	727,072.59
CIBC Trust	3137BLW95 FHLMC MT K050 A2 3.334% 8/25/25	08/25/2025	AGENCY DUS/CMBS	3137BLW95	599,635.20

Lyons Township Trustees of Schools
Investment Portfolio
Asset Listing
December 31, 2019

Custody	Investment Description	Maturity Date	Investment Type	Cusip/ Description	Cost Basis **1
CIBC Trust	3137BMTX4 FHLMC K052 A2 3.151% 11/25/25	11/25/2025	AGENCY DUS/CMBS	3137BMTX4	1,584,470.51
CIBC Trust	3137BQBY2 FHLMC MULTI K722 2.183% 5/25/22	05/25/2022	AGENCY DUS/CMBS	3137BQBY2	522,182.31
CIBC Trust	3137BQYS0 FHLMC MULTI K056 2.525% 5/25/26	05/25/2026	AGENCY DUS/CMBS	3137BQYS0	473,456.25
CIBC Trust	3137BRQH1 FHLMC K057 2.206% 6/25/25	06/25/2025	AGENCY DUS/CMBS	3137BRQH1	538,980.39
CIBC Trust	3137BS6Q1 FHLMC MULTI KJ08 2.356% 1/25/35	01/25/2035	AGENCY DUS/CMBS	3137BS6Q1	1,100,086.48
CIBC Trust	3137BWWVD2 FHLMC MULTK725A2 3.0002 1/25/24	01/25/2024	AGENCY DUS/CMBS	3137BWWVD2	766,816.41
CIBC Trust	3137F4D41 FHLMC MULTI K074 A2 3.6%	01/25/2028	AGENCY DUS/CMBS	3137F4D41	222,406.25
CIBC Trust	3137FAWS3 FHLMC 2067 CL A2 3.194% 7/25/27	07/25/2027	AGENCY DUS/CMBS	3137FAWS3	694,468.67
CIBC Trust	3137FEBQ2 FHLMC MULTI K072A2 3.444% 12/25	12/25/2027	AGENCY DUS/CMBS	3137FEBQ2	934,539.06
CIBC Trust	3137FK4M5 FHLMC MULTI K085A2 4.06% 10/25/	10/25/2028	AGENCY DUS/CMBS	3137FK4M5	563,638.35
CIBC Trust	3138AKW96 FNMA POOL#AI6071 5% 6/1/41	06/01/2041	MBS:WHFIT MBS	3138AKW96	1,409,414.23
CIBC Trust	3138EGDB7 FNMA POOL#AL0097 6% 7/1/40	07/01/2040	MBS:WHFIT MBS	3138EGDB7	467,211.25
CIBC Trust	3138EKEY7 FNMA POOL#AL2850 4% 9/1/26	09/01/2026	MBS:WHFIT MBS	3138EKEY7	1,974,324.59
CIBC Trust	3138EKEZ4 FNMA POOL#AL2851 4% 8/1/26	08/01/2026	MBS:WHFIT MBS	3138EKEZ4	702,921.14
CIBC Trust	3138EKYU3 FNMA POOL#AL3422 5% 1/1/25	01/01/2025	MBS:WHFIT MBS	3138EKYU3	336,216.47
CIBC Trust	3138ELFR9 FNMA POOL#AL3775 5% 1/1/39	01/01/2039	MBS:WHFIT MBS	3138ELFR9	354,552.03
CIBC Trust	3138L06C0 FNMA PL#AM0866 2.2% 12/1/22	12/01/2022	AGENCY DUS/CMBS	3138L06C0	221,784.97
CIBC Trust	3138L1DX4 FNMA PL AM1017 2.15% 10/1/22	10/01/2022	AGENCY DUS/CMBS	3138L1DX4	565,724.39

Lyons Township Trustees of Schools
Investment Portfolio
Asset Listing
December 31, 2019

Custody	Investment Description	Maturity Date	Investment Type	Cusip/ Description	Cost Basis *1
CIBC Trust	3138L2GK7 FNMA PL#AM2001 1.58% 1/1/20	01/01/2020	AGENCY DUS/CMBS	3138L2GK7	1,668,023.85
CIBC Trust	3138L33G8 FNMA PL#AM3498 2.01% 6/1/20	06/01/2020	AGENCY DUS/CMBS	3138L33G8	176,148.44
CIBC Trust	3138L3G41 FNMA PL#AM2918 2.51% 4/1/23	04/01/2023	AGENCY DUS/CMBS	3138L3G41	861,370.56
CIBC Trust	3138L3JQ9 FNMA PL#AM2970 2.42% 5/1/23	04/01/2023	AGENCY DUS/CMBS	3138L3JQ9	520,128.44
CIBC Trust	3138L3YR0 FNMA PL#AM3419 2.42% 5/1/23	05/01/2023	AGENCY DUS/CMBS	3138L3YR0	865,686.84
CIBC Trust	3138L87C2 FNMA PL#AM8090 2.48% 2/1/25	02/01/2025	AGENCY DUS/CMBS	3138L87C2	995,172.49
CIBC Trust	3138L9HU9 FNMA PL# AM8342 2.36% 4/1/22	04/01/2022	AGENCY DUS/CMBS	3138L9HU9	519,179.69
CIBC Trust	3138L9JE3 FNMA #AM8360 2.165% 5/1/22	05/01/2022	AGENCY DUS/CMBS	3138L9JE3	166,265.34
CIBC Trust	3138LCCK9 FNMA #AN0073 2.29% 11/1/22	11/01/2022	AGENCY DUS/CMBS	3138LCCK9	411,019.28
CIBC Trust	3138LCMS1 FNMA AN0368 3.05% 12/1/25	12/01/2025	AGENCY DUS/CMBS	3138LCMS1	758,451.35
CIBC Trust	3138LD5G4 FNMA #AN1746 2.15% 9/1/23	09/01/2023	AGENCY DUS/CMBS	3138LD5G4	2,047,609.05
CIBC Trust	3138LDPP2 FNMA #AN1329 2.42% 4/1/23	04/01/2023	AGENCY DUS/CMBS	3138LDPP2	591,562.35
CIBC Trust	3138LGP67 FNMA PL#AN4044 2.12% 12/1/20	12/01/2020	AGENCY DUS/CMBS	3138LGP67	482,626.59
CIBC Trust	3138LGWU6 FNMA #AN4258 2.65% 1/1/23	01/01/2023	AGENCY DUS/CMBS	3138LGWU6	368,012.23
CIBC Trust	3138LJ2F6 FMNA ANG173 3.12% 7/1/29	07/01/2029	AGENCY DUS/CMBS	3138LJ2F6	1,263,867.19
CIBC Trust	3138LJUF5 FNMA #AN5981 2.68% 1/1/25	01/01/2025	AGENCY DUS/CMBS	3138LJUF5	294,759.19
CIBC Trust	3138LK7A9 FNMA #AN7188 3.135% 10/1/32	10/01/2032	AGENCY DUS/CMBS	3138LK7A9	2,057,033.79
CIBC Trust	3138LL5H4 FNMA #AN8047 2.73% 2/1/25	02/01/2025	AGENCY DUS/CMBS	3138LL5H4	513,300.78

Lyons Township Trustees of Schools
Investment Portfolio
Asset Listing
December 31, 2019

Custody	Investment Description	Maturity Date	Investment Type	Cusip/ Description	Cost Basis *1
CIBC Trust	31402YEX8 FNMA POOL#741850 5.5% 9/1/33	09/01/2033	MBS:WHFIT MBS	31402YEX8	254,822.46
CIBC Trust	3140HVCU6 FNMA #BL3682 2.67% 9/1/26	09/01/2026	AGENCY DUS/CMBS	3140HVCU6	517,749.30
CIBC Trust	3140HVUX0 FNMA#BL4197 2.64% 9/1/29	09/01/2029	AGENCY DUS/CMBS	3140HVUX0	255,937.50
CIBC Trust	31417TLC0 FNMA POOL#AC6622 5.5% 11/1/39	11/01/2039	MBS:WHFIT MBS	31417TLC0	3,381,760.29
CIBC Trust	31417VZ22 FNMA POOL #AC8860 4.5% 12/1/24	12/01/2024	MBS:WHFIT MBS	31417VZ22	1,267,834.82
CIBC Trust	31418DGF3 FNMA #MA3797 2.5% 10/1/34	10/01/2034	MBS:WHFIT MBS	31418DGF3	244,764.99
CIBC Trust	31418WCA6 FNMA POOL#AD8164 4% 8/1/25	08/01/2025	MBS:WHFIT MBS	31418WCA6	155,977.08
CIBC Trust	38141W273 GOLDMAN SACHS FIN SQ GOVT-FS		MONEY MARKET	38141W273	963,284.43
CIBC Trust	38378KRM3 GNMA AB2013-78 1.62443% 7/16/39	07/16/2039	AGENCY DUS/CMBS	38378KRM3	339,867.62
CIBC Trust	38378KYD5 GNMA SER2013-107 CLA 2% 5/16/40	05/16/2040	AGENCY DUS/CMBS	38378KYD5	320,442.68
CIBC Trust	38378ND91 GNMA SER2014-33 AB 2.1% 8/16/39	08/16/2039	AGENCY DUS/CMBS	38378ND91	207,873.75
CIBC Trust	38379KBZ0 GNMASER2015-23 1.9999% 11/16/40	11/16/2040	AGENCY DUS/CMBS	38379KBZ0	369,355.73
CIBC Trust	38379KZY7 GNMA 2015-114 CL A 2.1% 6/15/55	06/15/2055	AGENCY DUS/CMBS	38379KZY7	1,261,835.40
CIBC Trust	38379RAA1 GNMA 2015-183 2.3% 3/16/2056	03/16/2056	AGENCY DUS/CMBS	38379RAA1	589,853.43
CIBC Trust	507408LW0 MCHENRY CTY D118 3.45% 1/1/27	01/01/2027	TAXABLE MUNICIPAL BONDS	507408LW0	250,000.00
CIBC Trust	57419RB79 MD ST CMTY DEV A 1.945% 3/1/21	03/01/2021	TAXABLE MUNICIPAL BONDS	57419RB79	250,000.00
CIBC Trust	59164GEN8 METRO WSTWTR CO 2.124% 4/1/25	04/01/2025	TAXABLE MUNICIPAL BONDS	59164GEN8	450,000.00
CIBC Trust	59465MU94 MI ST HSG DEV B 2.096% 4/1/21	04/01/2021	TAXABLE MUNICIPAL BONDS	59465MU94	300,000.00

Lyons Township Trustees of Schools
Investment Portfolio
Asset Listing
December 31, 2019

Custody	Investment Description	Maturity Date	Investment Type	Cusip/ Description	Cost Basis *1
CIBC Trust	6041293M6 MINN ST VAR SER D 2.43% 8/1/22	08/01/2022	TAXABLE MUNICIPAL BONDS	6041293M6	358,086.90
CIBC Trust	60416SPS3 MN ST HSG FIN AGY 2.45% 1/1/22	01/01/2021	TAXABLE MUNICIPAL BONDS	60416SPS3	65,000.00
CIBC Trust	64469DXY2 NH ST HSG FIN TX 2.636% 7/1/21	07/01/2021	TAXABLE MUNICIPAL BONDS	64469DXY2	169,771.18
CIBC Trust	64971WFJ4 NY CITY TRANS FIN 2.85% 8/1/22	08/01/2022	TAXABLE MUNICIPAL BONDS	64971WFJ4	1,002,500.00
CIBC Trust	64971WZV5 NY NY TRAN FIN E3 2.92% 2/1/27	02/01/2027	TAXABLE MUNICIPAL BONDS	64971WZV5	636,112.50
CIBC Trust	686356PP5 ORLAND PARK IL 2.3% 12/1/22	12/01/2022	TAXABLE MUNICIPAL BONDS	686356PP5	547,200.00
CIBC Trust	689225TM2 OTTAWACTY MI PENS 2.85% 11/1/22	11/01/2022	TAXABLE MUNICIPAL BONDS	689225TM2	140,000.00
CIBC Trust	738850SY3 POWAY CA SD2002-1 2.209% 8/1/25	08/01/2025	TAXABLE MUNICIPAL BONDS	738850SY3	500,000.00
CIBC Trust	751622JP7 RAMSEY CTY MN CAP IMP 3% 2/1/24	02/01/2024	TAXABLE MUNICIPAL BONDS	751622JP7	441,460.80
CIBC Trust	751622JQ5 RAMSEY CTY MN CAP IMP 3% 2/1/25	02/01/2025	TAXABLE MUNICIPAL BONDS	751622JQ5	450,955.05
CIBC Trust	771639SY8 ROCHESTER NH B 2% 3/1/20	03/01/2020	TAXABLE MUNICIPAL BONDS	771639SY8	335,418.75
CIBC Trust	783186UC1 RUTGERS NJ R 2.349% 5/1/25	05/01/2025	TAXABLE MUNICIPAL BONDS	783186UC1	250,000.00
CIBC Trust	79467BAT2 SALES TX SECURIT C 2.754% 1/1/2	01/01/2023	TAXABLE MUNICIPAL BONDS	79467BAT2	402,144.40
CIBC Trust	800732JN0 SANGAMON CNTY IL D5 1.9% 1/1/20	01/01/2020	TAXABLE MUNICIPAL BONDS	800732JN0	137,900.00
CIBC Trust	8827233J6 TX ST FIN AST C-2 1.305% 8/1/20	08/01/2020	TAXABLE MUNICIPAL BONDS	8827233J6	200,000.00
CIBC Trust	8827233L1 TX ST WTR FIN C-2 1.737% 8/1/22	08/01/2022	TAXABLE MUNICIPAL BONDS	8827233L1	250,000.00
CIBC Trust	88278PZA5 TX ST UNIV B 2.103% 3/15/24	03/15/2024	TAXABLE MUNICIPAL BONDS	88278PZA5	475,000.00
CIBC Trust	882806EM0 TX ST TECH 17TH 2.104% 2/15/20	02/15/2020	TAXABLE MUNICIPAL BONDS	882806EM0	450,000.00

Lyons Township Trustees of Schools
Investment Portfolio
Asset Listing
December 31, 2019

Custody	Investment Description	Maturity Date	Investment Type	Cusip/ Description	Cost Basis *1
CIBC Trust	942221GC0 WATERTOWN WI SCH D 2.5% 4/1/22	04/01/2022	TAXABLE MUNICIPAL BONDS	942221GC0	234,412.50
CIBC Trust	977100CY0 WI ST GEN FD A 1.899% 5/1/22	05/01/2022	TAXABLE MUNICIPAL BONDS	977100CY0	414,711.10
LTTO	108565EVO BRIDGEVIEW PD GO 2019 2.95% 12/	12/01/2020	TAXABLE MUNICIPAL BONDS	108565EVO	618,000.00
LTTO	866101AX6 SUMMIT PKD GO 2019 3.2% 12/1/20	12/01/2020	TAXABLE MUNICIPAL BONDS	866101AX6	276,000.00
LTTO	952083KB8 W CHICAGO PD GO 2019 2.15-2.3%	11/15/2021	TAXABLE MUNICIPAL BONDS	952083KB	1,005,005.00
First Midwest Bank	First Midwest Money Market xx403 Var%		MONEY MARKET	1st Midwest Money Market	37,342,672.39
ISDLAF+ SUMMARY	ISDLAF+ CD Pacific Western 2.701% 3/5/20	03/05/2020	BROKER CD	ISDLAF+ CD Pacific Western Bank	2,677,600.00
ISDLAF+ SUMMARY	ISDLAF+ LIQ ACCOUNT Var%		MONEY MARKET	ISDLAF+ LIQ ACCOUNT	117.26
ISDLAF+ SUMMARY	ISDLAF+ SDA BANK OF THE OZARKS 2.250%		MONEY MARKET	ISDLAF+ SDA BANK OF THE OZARKS	812.45
ISDLAF+ SUMMARY	ISDLAF+ SDA CITIBANK 2.250%		MONEY MARKET	ISDLAF+ CITIBANK	14.28
					202,938,749.39

*1 Cost basis is the amount at which the asset is purchased less any funds received or adjusted

Approval of Resolution No. 2020-01
– Sale of Parcel #TW-3A-16-063 on
behalf of Indian Springs School
District 109 to the Illinois State Toll
Highway Authority

Approval of Resolution No. 2020-02
– Acquisition of Certain Real
Property (1606 W. Plainfield Rd.,
LaGrange) behalf of LaGrange
Highlands School District 106

Amendment to Resolution No. 2018-01- A Resolution to Establish a Policy to Prohibit Sexual Harassment

Amends the Board of School Trustees Sexual Harassment policy, in order to comply with the new statutory requirements of Public Act 101-0221

**BDO Digital- Microsoft Teams
Enablement & Adoption Services
Contact**

District 204 Litigation Update

West 40

Closed Session

Motion to suspend the Regular Board Meeting for the purpose of entering Closed Session.

- *Illinois Open Meetings Act, (5 ILCS 120/2 (c)(11)*, “Litigation, when an action against, affecting or on behalf of the particular public body has been filed and is pending before a court or administrative tribunal, or when the public body finds that an action is probable or imminent, in which case the basis for the finding shall be recorded and entered into the minutes of the closed meeting.”
- *Illinois Open Meetings Act, (5 ILCS 120/2 (c)(1)*, “Discussion on the appointment, employment, compensation, discipline, performance or dismissal specific employees of public body.”

Action as a result of Closed Session

Adjournment