

Model P-152-PS

Pump Data

1.5HP 5-3/4 Imp, 1 Stage Centrifugal Pump

316L SS Corrosion Resistance Construction

Built-In Overload / Auto-Reset Provided

10amp 230V Single Phase UL Motor

1-1/4 FNPT Suction

Pump Flow

(not for certification use)

GPM	0	20	25	30	35	40
PSI	59	51	48	45	42	39

Components

A - 1-1/4 Galvanized Riser

B - Supervised Control Valve

C - Water Pressure Gauge

D - 40 60 Pressure Switch

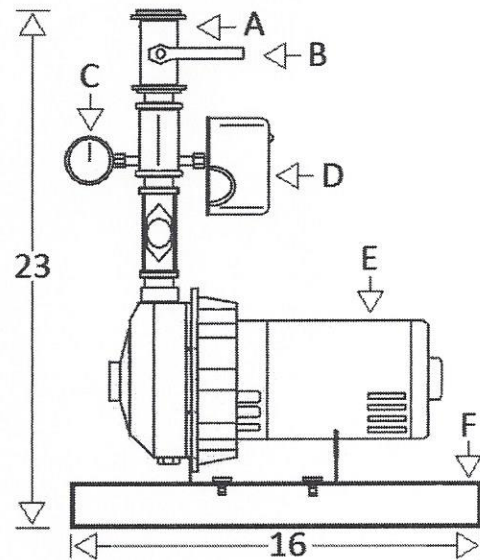
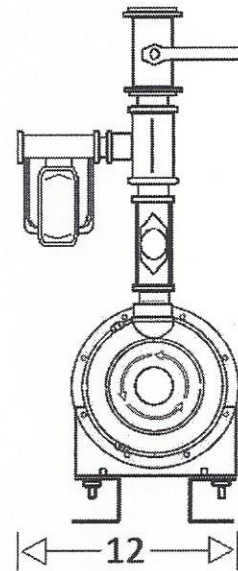
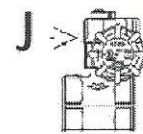
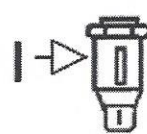
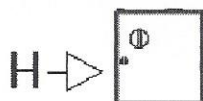
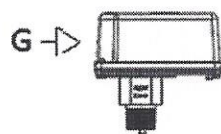
E - 1.5 HP UL Motor with Pump

F - Elevated on Steel Frame

*Wiring in Liquid Tight Conduit (not shown)

Check Box for Optional Equipment

- G -Flow Switch (+7 H)
- H-D Panel Pump Controller
- I-Bypass Line with Backflow Preventer (+4W)
- J- Butterball Valve
- K- Wired 110V 20amp



*Note: all measurement in inches