

VIEWLIGHT[®]
POWERED BY INNOVATION

Inami



Operation Microscopes

L-0990

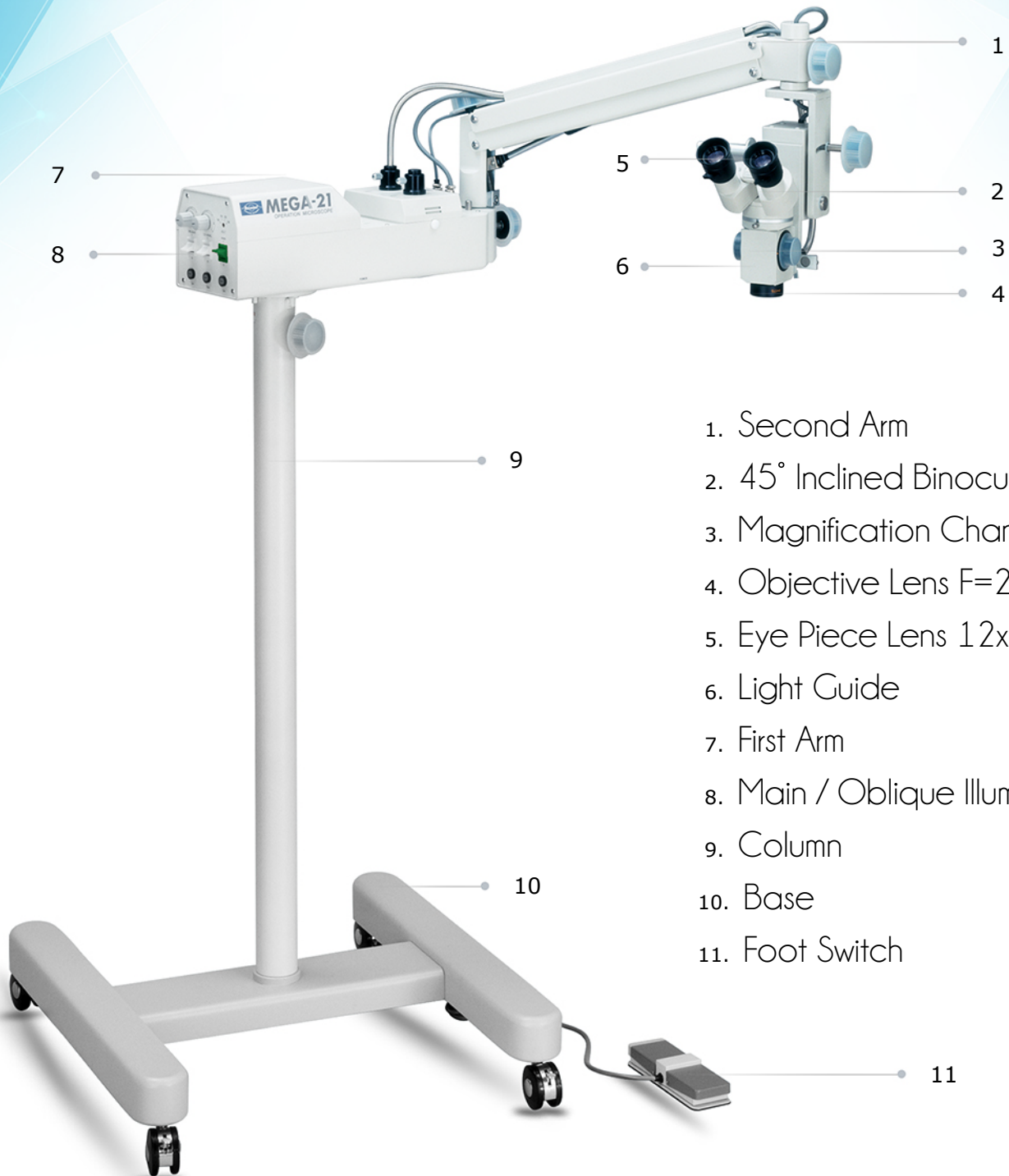
FDA

MADE **IN** JAPAN

Inami

Operation Microscopes

L-0990



1. Second Arm
2. 45° Inclined Binocular
3. Magnification Changer
4. Objective Lens F=200mm
5. Eye Piece Lens 12x
6. Light Guide
7. First Arm
8. Main / Oblique Illuminators
9. Column
10. Base
11. Foot Switch

Features:

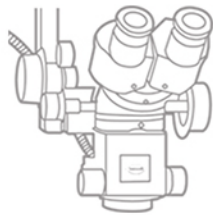
- The ergonomic design of L-0990 provides surgeon a clear and detailed illumination and observations for all patients eyes
- The L-0990 is a operation microscopes with user friendly features, wide range of expandability, and high quality optics.
- Power focusing and adjustable 5 steps magnifications.
- Intensity control and Improved operability
- New digital camera system available
- L-0990 offers a stable four leg base with counterbalanced arm for quick and safe optical head positioning.



5 STEPS MAG



Magnification Ratio
4x, 6x, 10x, 16x, 25x



Microscope Head
Adjusting System

Operation Microscopes

L-0990

Product Introduction



L-0990 features the power focusing and adjustable 5 steps magnification, rich variety of optional accessories for further extends and functional abilities.



L-0990 side changer, which is located above of the microscope head, is a function that enables operators to easily change the target eye from side to side.



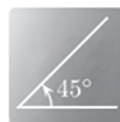
L-0990 offers a friendly interface software system "Pixel Filer" intuitively controlled by the digital CCD camera.



L-0990 provides a motorized powered focus with measurements that can be taken directly on screen, and an automatic report can be generated with all the image and measurement data.



Other fuctions for the L-0990 includes a camera motorized focus, foot remote controller, continuous light intensity controller various filters.



By using this special adaptor between magnification change box and prism box, any kind of surgeries will be available.



L-0990 optional accessories : extra beam splitter module, TV camera adapter, objective lens F= (200, 250, 300, 175, 350, 400) and CCD camera adapter built-in C mount system.

MADE **IN** JAPAN



Operation Microscopes

L-0990

Product Specifications

Microscope

Microscope Head Type	Galilean Type Binocular Microscope
Magnification Changer	5 Steps by drum rotation
Eye Piece	12x with helicoidal diopter adjustments
Magnification Ratio	4x, 6x, 10x, 16x, 25x
Field of View	51~ 8mm
Pupillary Adjustment	50 ~ 75mm
Objective Lens	F=175mm
Diopter Adjustment	-6D - ±5D

Illumination

Filters	Retina Protection, Red-Free, Bulb color
Light Source	Halogen: Lamp Bulb 12V 150W (LO16H1)
Max Intensity	110,000 Lux

Focal Adjustments

Type	Motorised
Adjustable Distance	40mm
Focusing Speed	1.3mm / sec

Head Inclination

Head Inclination Angle	0 ~ 30°
Head Swing Angle	Left to Right -30° ±30° Left to Right -40° ±40°

Notes

Weight	67kgs
Dimensions	1090mm x 470mm
Input Voltage	AC100 ~ 240V
Power Consumption	50VA