

Model P-102-PS

Pump Data

- 1HP 5-3/16 Imp, 1 Stage Centrifugal Pump
- 316L SS Corrosion Resistance Construction
- Built-In Overload / Auto-Reset Provided
- 7amp 230V Single Phase UL Motor
- 1-1/4 FNPT Suction

Pump Flow

(not for certification use)

GPM	0	20	25	30	35	40
PSI	49	43	40	37	34	31

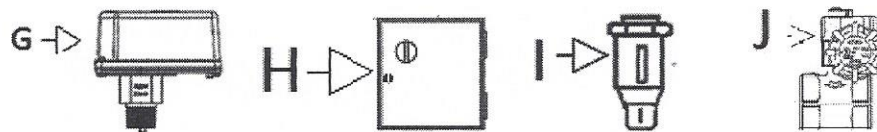
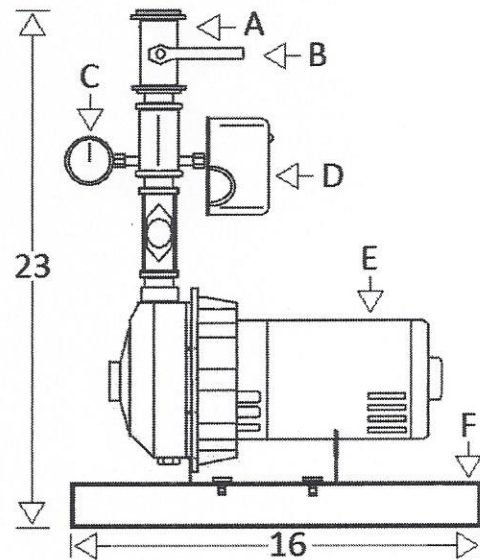
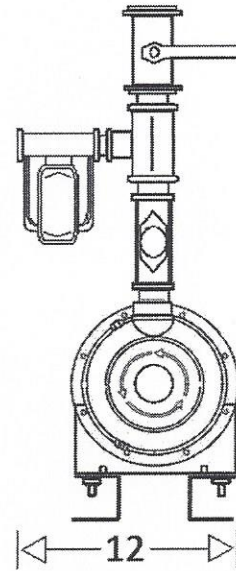
Components

- A - 1-1/4 Galvanized Riser
- B - Supervised Control Valve
- C - Water Pressure Gauge
- D - 40 60 Pressure Switch
- E - 1 HP UL Motor with Pump
- F - Elevated on Steel Frame

*Wiring in Liquid Tight Conduit (not shown)

Check Box for Optional Equipment

- G -Flow Switch (+7 H)
- H-D Panel Pump Controller
- I-Bypass Line with Backflow Preventer (+4W)
- J- Butterball Valve
- K- Wired for 110V



*Note: all measurement in inches