

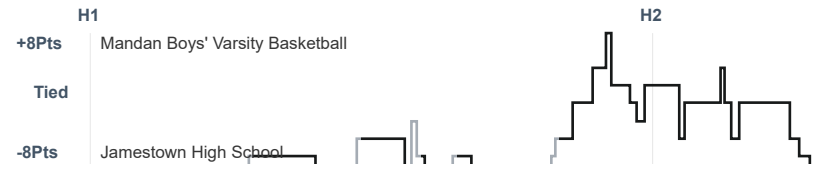
Box Score Report

MHS vs Jamestown - Jan 14, 2020 - L 64-66

Period Stats

Team	1	2	Final
MHS	35	29	64
JHS	30	36	66

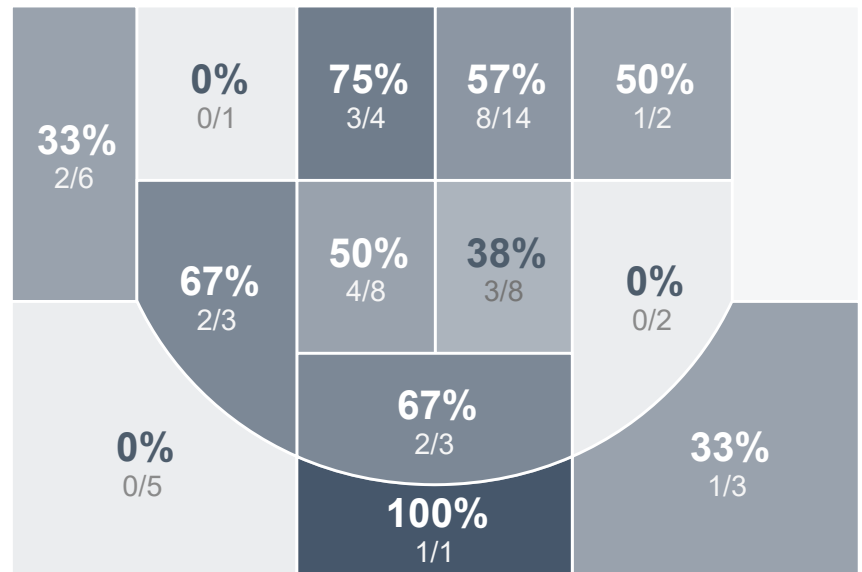
Run Graph



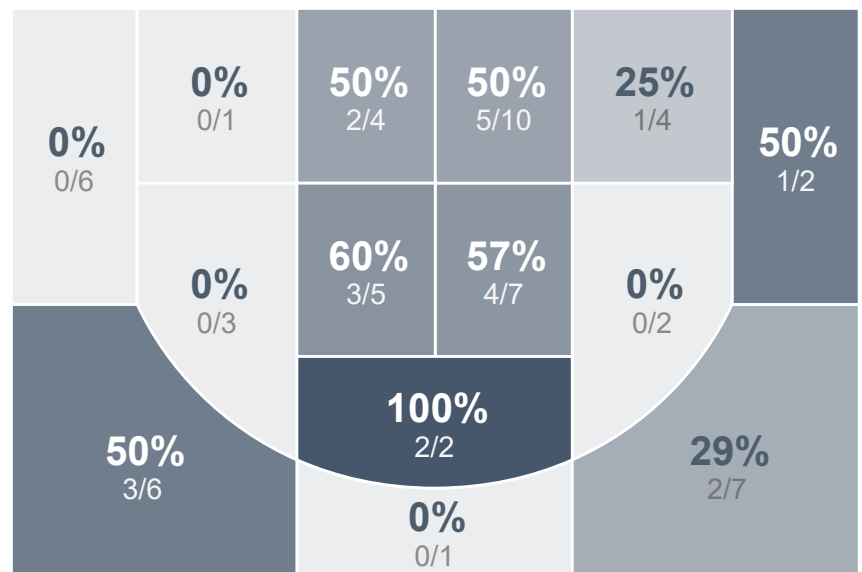
Team Stats

	MHS	JHS
Field Goal %	45.0%	38.3%
Effective Field Goal %	48.3%	43.3%
2FG Made/Attempted	23/45	17/38
2FG%	51.1%	44.7%
3FG Made/Attempted	4/15	6/22
3FG%	26.7%	27.3%
FT Made/Attempted	6/10	14/16
Free Throw Percentage	60.0%	87.5%
Points Per Possession	0.97	0.96
Transition Points	4	16
Points Off Turnovers	17	7
Second Chance Points	8	6
Points in the Paint	36	28
Offensive Rebounds	9	13
Defense Rebounds	22	26
Assists	20	14
Deflections	1	4
Steals	2	3
Blocks	0	2
Turnovers	10	14
Personal Fouls	18	18
Charges Taken	3	0

Mandan Boys' Varsity Basketball



Jamestown High School



Mandan Boys' Varsity Basketball's Player Stats

Name	Pts	FG	3FG	FT	+/-	MINS	OREB	DREB	AST	DEFL	STL	BLK	TO	FOUL	CHG
#1 Brayden Johnson	0	0/0	0/0	0/0	+ 1	-	0	0	0	0	0	0	0	0	0
#2 Jaxton Wiest	12	6/14	0/3	0/0	0	29	0	0	3	0	0	0	1	3	1
#3 Dane Carlson	13	5/9	3/5	0/0	- 4	26	2	4	2	1	1	0	1	3	0
#5 Tyler Thilmomy	3	1/5	1/4	0/0	+ 1	20	0	0	1	0	0	0	0	1	1
#13 Jayce Lowman	4	1/3	0/1	2/4	+ 3	33	0	2	3	0	0	0	2	3	1
#14 Dontae Maloney	4	2/4	0/0	0/0	- 5	22	3	5	3	0	0	0	1	2	0
#22 Aaron Riopelle	7	3/5	0/0	1/2	- 7	17	0	1	3	0	0	0	1	1	0
#23 Jacob Pierce	0	0/1	0/1	0/0	- 2	8	0	0	2	0	0	0	0	1	0
#32 Elijah Klein	21	9/19	0/1	3/4	+ 3	34	3	10	3	0	1	0	4	4	0

Jamestown High School's Player Stats

Name	Pts	FG	3FG	FT	+/-	MINS	OREB	DREB	AST	DEFL	STL	BLK	TO	FOUL	CHG
#3 Devin Beach	0	0/0	0/0	0/0	+ 6	7	2	2	1	0	0	0	1	1	0
#5 Shea Carroll	0	0/2	0/2	0/0	+ 2	17	0	2	1	0	0	0	0	1	0
#12 Max Anderson	3	1/1	1/1	0/0	- 7	5	0	1	0	0	0	0	0	0	0
#14 Boden Skunberg	26	9/27	1/8	7/9	- 1	38	3	11	4	2	1	1	5	4	0
#15 Brooks Carroll	11	3/7	3/7	2/2	- 3	29	3	3	2	0	0	1	0	1	0
#23 Jacob Hilgemann	6	2/2	0/0	2/2	+ 4	25	0	2	2	0	1	0	2	2	0
#24 Carson Lamp	12	4/12	1/4	3/3	+ 8	36	2	0	3	1	1	0	2	3	0
#30 Keith Levin	6	3/6	0/0	0/0	+ 15	24	2	3	1	1	0	0	2	5	0
#40 Matt Anderson	2	1/3	0/0	0/0	- 14	10	1	1	0	0	0	0	1	1	0