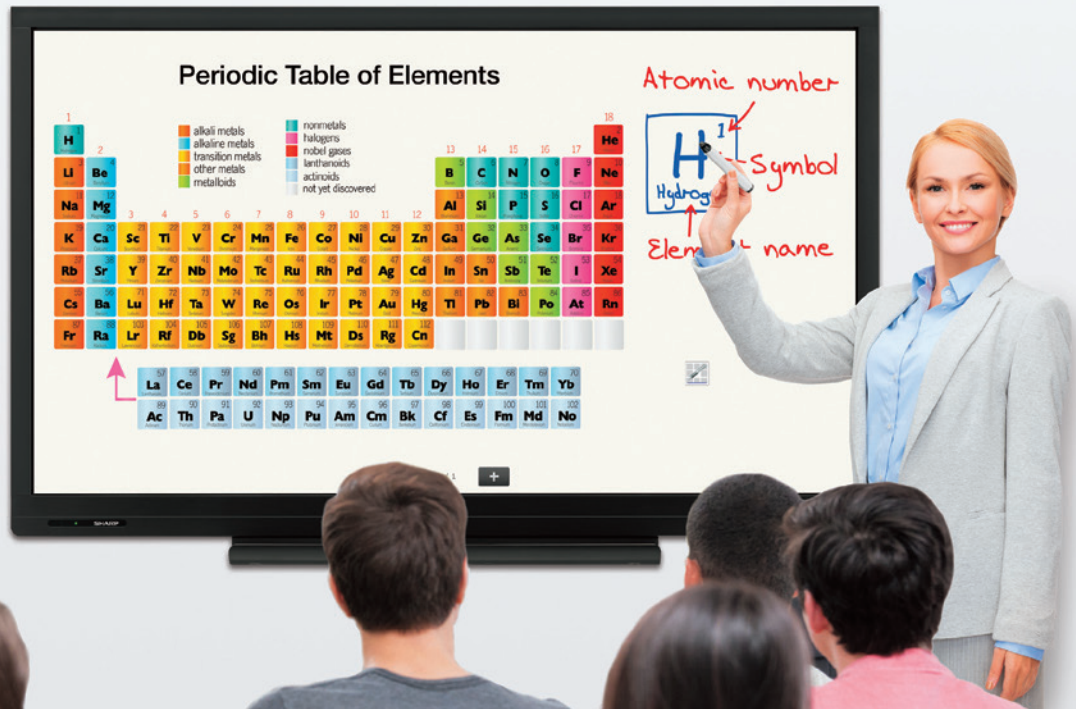


SHARP®

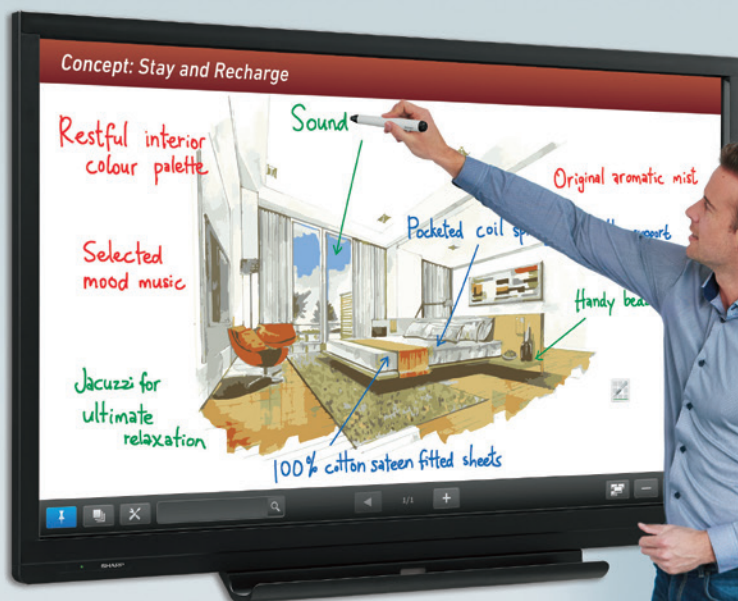
PN-C703B PN-C603D

AQUOS BOARD®

Interactive Display Systems



More Engaging Solutions for the Office or Classroom

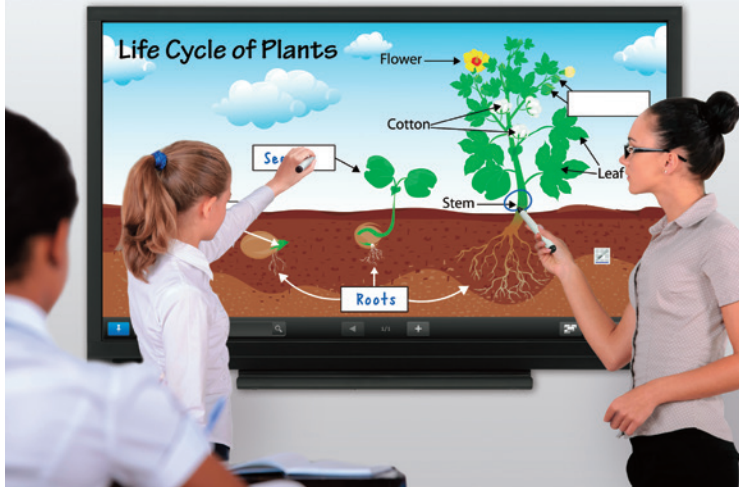


AQUOS BOARD®

A Smart Display That's Built to Enhance Communication

Whether you're in a classroom or a meeting room, it can sometimes be a challenge to keep everyone focused and engaged. That's where the Sharp PN-C703B and PN-C603D AQUOS BOARD® interactive display systems come in.

Lively Interactions



Simultaneous Writing

Recognizing up to six points of contact, the PN-C703B and PN-C603D interactive displays let two people write on the screen at the same time using touch pens or fingers. Participants can take an active part in classroom interactions, meetings, brainstorming sessions and more. With simultaneous writing, your discussions and presentations become platforms for the productive and creative exchange of ideas. Having two people write at the same time lets you double the range of opinions gathered during discussions. During a debate between two groups, for example, participants can dictate points to two nominated note writers. And no matter where you're writing on the screen, you can easily change the color and type of pen output or use the included eraser to delete unwanted content.


Note: When multiple touch pens are used simultaneously, they have the same pen settings.

Simplicity and Reliability

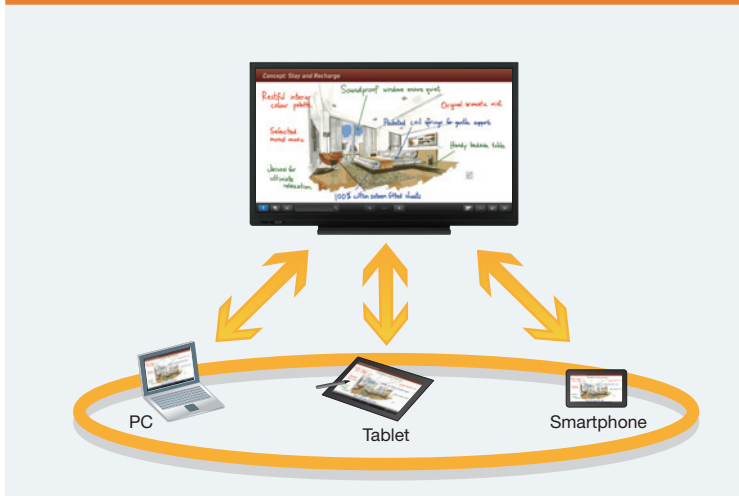


User-Friendly Sharp Pen Software Interface

Using a touch pen, you can easily launch and display the Sharp Pen Software user interface, a menu comprising smartly arranged icons that provide easy access to pen settings and functions. Menus can be browsed easily and are displayed in a floating format that allows them to be moved to anywhere on the screen.



Smart Collaboration



Work Smarter with SHARP Display Connect

Touch SHARP Display Connect*1 software supports effective and multifaceted communication. Onscreen content—including handwritten notes and drawings—can be viewed simultaneously on the PN-C703B or PN-C603D interactive displays and on mobile devices*2 such as PCs, tablets, and smartphones. SHARP Display Connect facilitates interactive presentations, lively discussions, and paperless meetings in both business and educational settings.

■ SHARP Display Connect enables the following interactive functions on the PN-C703B or PN-C603D interactive displays and mobile devices connected via wireless LAN:

- Sharing of onscreen content
- Transfer of files
- Interactive onscreen writing and drawing
- Remote control of the PN-C703B or PN-C603D interactive displays from mobile devices

These large, Full-HD 70" Class (69.5" diagonal) and 60" Class (60.1" diagonal) touchscreen monitors let you display and manipulate a variety of information with ease and precision. Smart and convenient, Sharp Pen™ Software opens up new possibilities for brainstorming and sharing information in real time. Flexible and cost-effective, the PN-C703B and PN-C603D displays provide a platform to boost collaboration and enhance the impact of your lessons, meetings, or presentations.

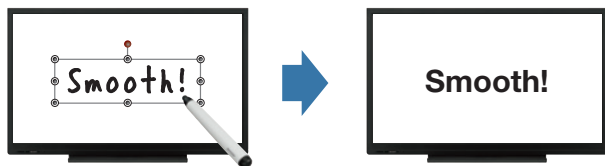
Display, Write, Edit and Share Information

The AQUOS BOARD® interactive display system's Sharp Pen Software includes two convenient modes that you can select depending on your needs. Whiteboard mode is ideal for writing memos and diagrams, and it comes with a range of useful background templates: a calendar, an action plan, a to-do list, a corkboard and more. With overlay mode, meanwhile, you can write or draw directly onto displayed photos, videos, PDFs, or Microsoft® Excel®, Word and PowerPoint® documents. In either mode, you can easily save your notes, make printouts, send files as email attachments, and share data with selected recipients. Because meetings and classroom discussions revolve around a single large monitor, participants can stay focused on the interaction itself rather than on their own note-taking.

Handwriting Recognition

The PN-C703B and PN-C603D interactive displays feature a handwriting recognition* function that converts selected onscreen handwriting into standard text. It can also recognize handwritten shapes—such as circles, triangles, and straight lines—and automatically convert them into objects. This smart and convenient function makes it easy to utilize onscreen content to make a legible record of your lesson or meeting.

* Works with languages supported by Sharp Pen Software.



70" or 60" Class Screen with Full-HD Quality


The Full-HD (1,920 x 1,080-pixel) resolution of these large 70" (69.5" diagonal) and 60" (60.1" diagonal) monitors helps ensure that detailed text and images are reproduced vividly and accurately. Charts, paintings, historical photos and more are all brought to life on the big screen in a way that simply can't be achieved with normal textbooks and printed materials. Even in bright rooms, text and images are displayed beautifully, so that everyone can stay focused on the discussion.

Built-in Speakers

The PN-C703B and PN-C603D interactive displays feature built-in speakers that let you hear any audio information that accompanies videos or other content. No external speakers required.

Minimize Glare and Fingerprints

Protecting the glass screen is an anti-glare film that works to help reduce glare and reflections and minimize fingerprint soiling. Even in brightly lit rooms, documents and teaching materials are easy to read.



Without anti-glare film With anti-glare film
Note: Photos are for illustrative purposes only.

16-Hour Daily Operation

The PN-C703B and PN-C603D interactive displays can be used continuously for up to 16 hours per day, providing reliable performance in the schoolroom or office.

- Up to 50 mobile devices**3 can be connected simultaneously.
- Files can be transferred between mobile devices even if they are not connected to the PN-C703B or PN-C603D interactive displays.
- Users can capture onscreen images and save them on their mobile devices to make personally annotated memos.
- SHARP Display Connect also connects two AQUOS BOARD interactive display systems on the same network (intranet, VPN, etc.) to enable larger-scale interactive communications.

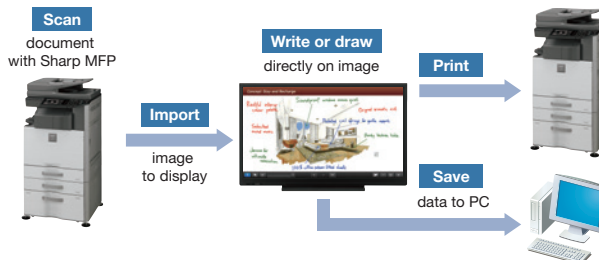
*1 The number of connectable mobile devices depends on the host OS and the accompanying Windows® End-User License Agreement:
Windows 7: Max. 20; Windows 8/8.1: Max. 50

**2 OS requirements (as of August 2015): Host: Windows® 7, Windows® 8/8.1; Client: Windows® 7, Windows® 8/8.1, OS X® 10.7–10.10, Android™ 2.3–5.0, iOS 6.0–8.0. Please contact your local authorized Sharp dealer or representative for further details.

**3 Connecting 26 or more mobile devices requires at least two LAN access points.

MFP Connectivity

Documents and color images scanned from a compatible Sharp MFP can be imported directly to the Sharp Pen Software for display on the PN-C703B or PN-C603D interactive displays. For added convenience, image data shown onscreen—including notations—can be saved to a PC or sent directly to an MFP for printout.

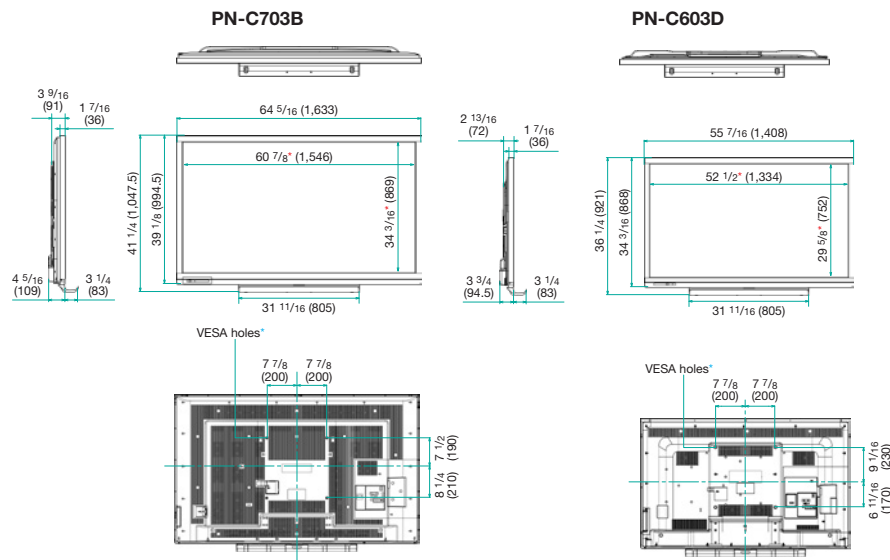


Specifications

Model Name	PN-C703B	PN-C603D
Installation	Landscape	
LCD Panel	70" Class (69.5" diagonal) UV2A ^{†1} LCD	60" Class (60.1" diagonal) UV2A ^{†1} LCD
	Max. Resolution	1,920 x 1,080 pixels
	Max. Display Colors (approx.)	16.77 million colors
	Pixel Pitch (H x V)	0.802 x 0.802 mm
	Max. Brightness (average) ^{†2}	300 cd/m2
	Contrast Ratio	3,000 : 1
	Viewing Angle (H/V)	160°/160° (CR 10)
	Active Screen Area (W x H) (approx.)	60 9/16" x 34 1/16"
	Response Time	6 ms (grey to grey, avg.)
	Backlight	LED, edge lit
Touchscreen	Touch Technology	IR (infrared blocking detection method)
	PC Connection Port	USB 2.0
	Power Supply	Supplied from USB port
	Multi Touch	6 points
	Protection Glass	Thickness: Approx. 3.4 mm ^{†3} Shock resistance: 130 cm ^{†4}
Touch Pen	Function Button	N/A (passive pen)
Computer Input	Video	Analog RGB (0.7 Vp-p) [750]
	Synchronization	Horizontal/vertical separation (TTL: positive/negative)
	Plug & Play	VESA DDC2B
Video Color System	NTSC (3.58 MHz) / NTSC (4.43 MHz) / PAL / PAL60 / SECAM	
Input Terminals ^{†5}	*PC analog: Mini D-sub 15-pin x 1, HDMITM x 3 (HDCP and 1080p compatible, PC / AV signal compatible), 3.5 mm-diameter mini stereo jack x 1, RCA pin (L/R) x 2, video: RCA pin x 2 ^{†6} , component video: RCA pin x 1 ^{†6} , RS-232C D-sub 9-pin x 1 ^{†7}	
Output Terminals ^{†5}	Audio: RCA pin (L/R) x 1	
Speaker Output	10 W + 10 W	
Mounting	VESA (4 points), 400 mm pitch, M6 screw	
Power Supply	100V – 240V AC, 50/60 Hz	100V – 120V AC, 50/60 Hz
Power Consumption	235 W	180 W
Environmental Conditions	Operating Temperature	5°C to 35°C
	Operating Humidity	20% to 80% RH (no condensation)
Dimensions (WxDxH) (approx.) (display only)	64 5/16" x 4 5/16" x 39 1/8"	55 7/16" x 3 3/4" x 34 3/16"
Weight (approx.)	123.5 lbs	94.8 lbs
Main Accessories	AC power cord (3-pin), remote control unit, batteries (AA size x 2), Pen Software CD-ROM, set-up manual, cable clamps x 2, USB cable ^{†7} , eraser, pen tray, touch pen (without function button), blank sticker	

^{†1} UV2A stands for Ultraviolet-induced Multi-domain Vertical Alignment, a photo-alignment technology that ensures uniform alignment of liquid crystal molecules. ^{†2} Brightness depends on input mode and other picture settings. Brightness level will decrease slightly over the lifetime of the product. Due to the physical limitations of the equipment, it is not possible to maintain a precisely constant level of brightness. ^{†3} Including anti-glare film on the front and AR film on the back. ^{†4} Approximate distance at which the glass panel can withstand the impact of a 500-gram iron ball dropped on its center. ^{†5} Use a commercially available connection cable for PC and other video connections. ^{†6} Video and component video are switchable; use the menu to select. ^{†7} The USB cable used for PC connection is attached directly to the main body of the PN-C703B. Please use only this USB extension cable and no other. If connected via a USB hub, a PC may not recognize the PN-C703B/C603D correctly and operation may be unstable.

Dimensions



Units: inch (mm)
[†] Screen dimensions
[†] To use the VESA-standard mounting bracket, use M6 screws that are 8 to 10 mm plus the thickness of the bracket.



SHARP ELECTRONICS CORPORATION
 1 Sharp Plaza, Ste.1, Mahwah, NJ 07495-1123
 1-800-BE-SHARP • www.sharpusa.com

Product specifications and designs are subject to change without notice. Sharp, AQUOS BOARD and Sharp Pen Software are trademarks or registered trademarks of Sharp Corporation and/or its affiliated entities. Microsoft, Windows, Excel and PowerPoint are trademarks of Microsoft Corporation in the US and/or other countries. Android is a trademark of Google Inc. OS X is a trademark of Apple Inc., registered in the US and other countries. Android is a trademark of Google Inc. iOS is a registered trademark of Apple Inc. in the U.S. and other countries and is used under license. The terms HDMI and HDMI High-Definition Multimedia Interface and the HDMI logo are trademarks or registered trademarks of HDMI Licensing, LLC in the US and other countries. Intel, Intel Core, and Celeron are trademarks of Intel Corporation in the US and/or other countries. Sempron and Athlon are trademarks of Advanced Micro Devices, Inc. All other brand names and product names may be trademarks or registered trademarks of their respective owners. All screen images appearing in this brochure are simulated.

Input/Output Terminals



Windows PC System Requirements

PC	PC/AT compatible machine with USB 2.0 port and screen resolution of 1,920 x 1,080 (CD-ROM drive required for installation)
CPU	Intel® Celeron® 1.6GHz, or AMD Sempron™ 1.6GHz or higher (Intel Core™ 2 Duo 2.8GHz, or AMD Athlon™ II x 2 2.8 GHz or higher recommended)
OS	Windows 7 (32-bit/64-bit), Windows 8 (32-bit/64-bit), Windows 8.1 (32-bit/64-bit)
Memory	2GB or more
Hard disk	200MB or more free space (additional space required for saving data)

