

AIR FORCE SEATING BPA SPIRAL II

Contract # FA800320A0002



2022

 **Nightingale**



GREAT JOURNEY WEST, LLC

CONTACT US

Joseph McDonnell
afbpa@greatjourneywest.com
joe@greatjourneywest.com
(314) 478-5792
www.greatjourneywest.com

Great Journey West is an authorized distributor/reseller of Nightingale products.

All products are backed by Nightingale's Lifetime Limited Warranty.

Freight charges apply to orders of 1-5 cartons. Orders of 6 or more cartons, dock to dock shipping is included.

Great Journey West, LLC | TAX ID 45-5582972 | SAM UEI VAGGAYYC5D94 | Cage Code 5VL86

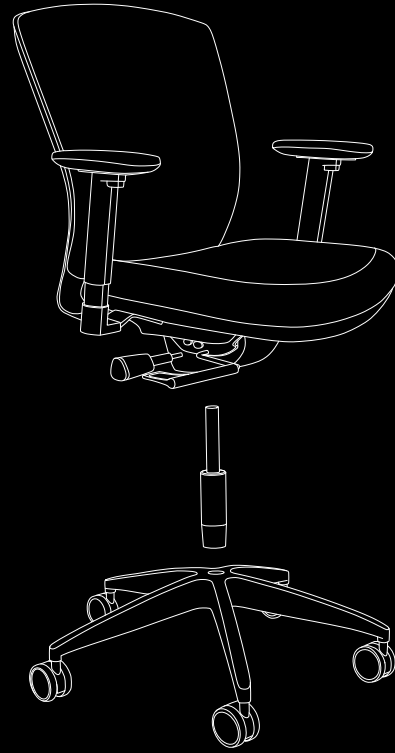


All Nightingale chairs on the Air Force BPA ship fully assembled or partially assembled. Partial assembly does not require tools--Simply connect the seat/back frame to the pneumatic cylinder and 5 star base.

* Models with adjustable headrest attachment require field assembly with a square head or phillips head screwdriver



FULLY
ASSEMBLED



PARTIALLY
ASSEMBLED



EX.UU 235D EC2

Sleek and executive, the EC2 is designed for comfort and support so that you can focus on the tasks at hand.



FEATURES

A. INTERGRATED HEADREST

Built-in headrest provides support with a slim profile.

B. POLISHED ALUMINUM (FIXED) ARMS

Curved, polished aluminum arms are capped with polyurethane padding for comfort.

C. ENERSORB™

Enhanced with Enersorb™ memory foam seat and molded foam back for comfort and durability.

D. MECHANISM

Knee-tilt mechanism with pneumatic height adjustment, swivel, multi-position tilt lock with slow-release and side tension control.

E. BASE AND CASTERS

Polished aluminum base and 2" mag wheeled carpet casters standard.

F. LUMBAR SUPPORT

Contoured molded back foam provides static built-in lumbar support from 5.5" to 22".

EX.LL

7700DA PRESIDER

The Presider's smooth upholstery and thick-backed design provide an authoritative finish to office, conference, and meeting spaces. With its top-notch ergonomic support, the Presider is an outstanding chair with an affordable price tag.



OPTIONAL MODELS



7700A
Mid Back
Executive
3D Arms



7700D
High Back Executive
Elongated Height
Adjustable Arms



7700
Mid Back Executive
Elongated Height
Adjustable Arms



FEATURES

A. 3D ARMS

Arms feature pivoting arm pads with a 30° range of motion inward and outward, height (4.5") and depth adjustment (4").

B. LUMBAR SUPPORT

Located at 5.5" to 14" above compressed seat height for both models. Model 7700D-A has built in thoracic support located at 23" to 29" above compressed seat height.

C. MECHANISM

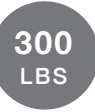
Synchronous knee tilt mechanism, complete with intuitive tension control, multi-position tilt lock and pneumatic lift height adjustment.

D. BASE AND CASTERS

5-prong black base with carpet casters.

T.MU 2100D BLESS

The Bless is an ergonomic task chair that is high performing but reasonably priced. With its breezy back and easy adjustments, the Bless is a perfect choice for modern workstations.



FEATURES

A. ADJUSTABLE HEADREST

Easily adjust height and tilt for optimal neck/back support (Model 2100D).

B. LUMBAR SUPPORT

Located at 5.5" to 13" above compressed seat height. Independent adjustable lumbar support with 4" vertical range.

C. 4D ARMS

Arms feature pivoting arm pads with a 30° range of motion inward and outward, height (3"), width (2.5") and depth adjustment (3").

D. MECHANISM

Self-weighted mechanism for the perfect tension with tilt lock. Pneumatic height adjustment and built-in seat slider. All controls clearly labeled and adjustable from a seated position.

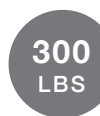
E. BASE AND CASTERS

Glass reinforced nylon base with standard dual-wheel carpet casters.

T.UU

7300UF IC2

Perfectly balanced with smooth adjustments. IC2™ sets ergonomic and comfort standards that are second to none. Its curved, sleek design has been lauded by art specialists and users alike. It is lightweight, elegant, and functional.



OPTIONAL MODELS



7300UFST
Mid Back Task
Upholstered Seat
Mesh back



7300D-UFST
Mid Back Task
Upholstered
Headrest & Seat
Mesh back



7300-INT-UFST
Mid Back Task
Upholstered Seat
& Integrated Headrest
Mesh back

Note:
All mesh options are available

FEATURES

A. UPHOLSTERED, MESH BACK

The IC2 back features a thin layer of High Density foam upholstered over top of our breathable stretch Nebula mesh. Providing superior comfort and durability.

B. 4D ARMRESTS

Arms feature pivoting arm pads with a 30° total range of motion inward and outward, height (4"), width (3") and depth adjustment (3½"). Polyurethane arm pad for comfort and durability.

C. GALILEO MECHANISM

Slow-release pneumatic height adjustment with infinite tilt lock, and back tension control.

D. INTEGRATED SEAT SLIDER

Dual lever. Slides back and forward for those requiring more or less leg support.

E. LUMBAR SUPPORT

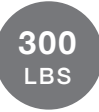
Static lumbar support located at 5½" to 18" above compressed seat height. Independent adjustable lumbar support with 5" vertical range and 1" depth.

F. BASE & CASTERS

5-prong, heavy-duty polished aluminum base with standard 3" carpet casters.

CR.MU 5900MT MXO

The MXO™ is an innovative solution for meeting rooms, conference rooms, and training. Its pneumatic gas lift automatically returns the chair to centered position and uniform height when the user stands up.



FEATURES

A. LUMBAR SUPPORT

Static lumbar support located at 5.5" to 16" above compressed seat height. Back Features Ablex Mesh with built integral flex lumbar.

B. MECHANISM

Swivel tilt mechanism with auto-return, tilt-lock and gas lift height adjustment.

C. ABLEX MESH

Allows air to pass freely and moves with you, providing dynamic comfort in all environments.

D. ARMS

Contoured fixed height polyurethane arm rests designed to fit under standard table height.

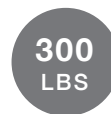
E. BASE AND CASTERS

5-prong heavy duty nylon base. 2" mag wheel carpet casters .

CR.UU

5800UF W XO

W XO™ the perfect working chair. It sports a refined, sleek profile with distinctive comfort and support. Its waterfall seat and lumbar support make it a top ergonomic, lightweight task chair.



OPTIONAL MODELS



5800UFST
Mid Back Task
Upholstered Seat
with Mesh Back



5800M
Mid Back Task
All Mesh

FEATURES

A. LUMBAR SUPPORT

Static lumbar support located at 5.5" to 14" above compressed seat height. Built in integral flex lumbar.

B. MECHANISM

Weight Sensing Mechanism - Intelligent synchronous TORGLIDER™ balanced recline mechanism automatically provides the right amount of support through the full range of recline motion, regardless of user size and weight. No tension spring to adjust. Multi-position tilt lock adjustment and pneumatic height adjustment.

C. UPHOLSTERED ABLEX™

Allows air to pass freely and moves with you, providing dynamic comfort in all environments.

D. ARMS AND ARM PADS

Arms feature pivoting polyurethane arm pads with a 30° range of motion inward and outward, height adjustment (4"), manual width adjustment of 1" per side.

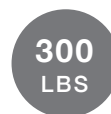
E. BASE AND CASTERS

5-prong graphite base with dual mag wheel carpet casters.

GS.MU

6502UFST OXO

The OXO™ side chair offers minimalist beauty, performance, and unprecedented comfort. Add a modern spark to any office or home with OXO™, which automatically adjusts to the user's movements to support good posture.



OPTIONAL MODELS



6501 UFST
Four Legged
Upholstered Seat
with Mesh Back



6501
Four Legged with
Arms
All Mesh



6502
Sled Base with
Arms
All Mesh

*Note:
Armless options are available*

FEATURES

A. LUMBAR SUPPORT

Located at 5½" to 16" above compressed seat height.

B. FIXED ARMS

Comfortable, fixed polyurethane arm pads.

C. RESPONSIVE ELASTIC MESH

Translucent ABLEX™ mesh back for a perfect fit and customized support.

D. WATERFALL DESIGN

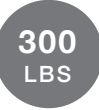
Seat gently slopes to reduce tension and muscle fatigue, promoting good posture.

E. BASE

Sled base is lightweight and durable.

GS.UU 6401UF NXO

The NXO™ chair is a nesting, stacking, and storing chair that provides comfort, versatility, and style to any workplace. Available in classic or eye-catching colours, it is well-suited to any of your workspace needs.



OPTIONAL MODELS



6401
Mid Back

FEATURES

A. ERGONOMIC SUPPORT

Unique reclining motion of the back provides comfortable relaxed support.

B. ENERSORB™

Our seat is made with our most durable and ultra-comfortable ENERSORB™ foam that improves blood circulation by reducing seating pressure points.

C. FIXED ARMS

Fixed nylon arms.

D. BASE AND CASTERS

Lightweight design built with durable, smooth carpet casters.

TEXTILES - QUICK SHIP STANDARD OPTIONS




MYSTIC

Mystic is a breathable stretch material that is designed to enhance the comfort of any chair. The subtle waffle pattern allows it to blend seamlessly into any office design. It boasts an abrasion resistance of 100,000 double rubs. To care for Mystic spot clean with an environmentally friendly water soluble cleaner or simply wipe with a damp micro fibre cloth.



FOUNDATION

Foundation is our most durable fabric with an abrasion rating of over 600,000 double rubs. It is a solid color material with 18 standard color choices. To care for Foundation spot clean with an environmentally friendly water soluble cleaner or simply wipe with a damp micro fibre cloth.



FAUX LEATHER - STANDARD VINYL

Our Standard Vinyl provides an executive look and comfortable feel. It is also perfect to help repeal stains and keep things nice and tidy. 11 standard color choices and an abrasion resistance of over 100,000 double rubs. To care for Standard Vinyl spot clean with an environmentally friendly water soluble cleaner or simply wipe with a damp micro fibre cloth.



MADRAS LEATHER

Our Madras Leather is a Top Grain Embossed High Grade Leather. It provides a luxurious feel and true Executive look. Available in 13 standard colors. Care instructions- Leather will repel 'some' moisture, water, oils and other liquids can eventually stain it. If stains occur, dry them by tapping/dabbing out stains with a soft, dry cloth. Avoid pressing hard in one small area. Then buff to a shine with a dry cloth. Dust on a weekly basis with a soft cloth or vacuum with a soft brush. Gently warming and rubbing with a soft cloth to redistribute the oils in the leather can remove some superficial scratches. Do not use normal household cleaning products.



Note: additional textile options available, please contact airforce@nightingalechairs.com for more information.

ISO 14001 & ISO 9001 CERTIFIED
TB117-2013 COMPLIANT

Made in a 100% waste free manufacturing facility.



DIMENSIONS DISCLAIMER

Dimensions are subject to change without notice.
Dimensions may have a variance of up to 0.5".
Contact Nightingale if more precise measurements are needed.

TEXTILE DISCLAIMER

Nightingale only upholsters with top quality materials.

Nightingale recommends ordering product samples at www.nightingalechairs.com/textiles before final purchase to get a more accurate representation of color. However, due to slight variations in dye lots, there can be slight color variations to received product.

Nightingale has made every effort to represent the colors and textures of these textiles, vinyls and leathers as accurately as possible. However, we cannot guarantee 100% accuracy, due to variations that occur in the printing process.

GREAT JOURNEY WEST, LLC

www.greatjourneywest.com
AFBPA@greatjourneywest.com
(314) 478-5792

 **Nightingale**

nightingalechairs.com
airforce@nightingalechairs.com
800 363 8954