

Dr Venkataramanaa N K

Chief Neurosurgeon

Director - Global Institute of Neurosciences

Vice Chairman - BGS Global Hospitals

BGS  **GLOBAL**TM
HOSPITALS
more to life

**Super Specialty
Quaternary Care**

Date: 23/9/2015

Testimonial

I have known Dr. Murali Mohan S from his residency days. After medical schooling , he pursued residency in neurosurgery at VHS Chennai. During the 5 year tenure he worked hard and acquired finest skills in operative neurosurgery with sound theoretical background . In addition he spent lot of time in dissection lab to gain proficiency in microsurgical anatomy and actively participated in the editorial work of Indian text book of neurosurgery .

As a qualified Neurosurgeon he worked in various neurosurgical departments in various capacities . His diligent work with several stalwarts of neurosurgery of this country sculptured him into a very skilful neurosurgeon and a compassionate clinician. Over the years he developed special interest in stereotactic surgery and spine surgery . Chennai being the motherland of Stereotaxy in India and the influence of the fountain of legacy had a lasting impact on him to innovate this new stereotactic frame . I have the pleasure and opportunity to know him much closer than earlier as a colleague for the last 4 years. I have found him to be a hard working neurosurgeon . His concepts are crystal clear . His knowledge in basic sciences are sound and adept at his hands in surgery . He is quite innovative and has an application mind combining technology into neurosurgery .

With these basic qualities in him emanated this new Stereotactic frame primarily addressing the clinical problem of targeting multiple lesions in brain simultaneously . From the time human Stereotactic frame got invented by Spiegel and Wycis , underwent several modifications to adopt to clinical challenges and to technology like CT and MRI . Yet several problems like bilateral



BGS Global Hospitals

A unit of Ravindranath GE Medical Associates Pvt. Ltd.

BGS Health & Education City, #67, Uttarahalli Road, Kengeri, Bangalore - 560 060

Ph : +91.80.2625 5555 / 4906 7348

www.globalhospitalsindia.com

Hyderabad | Bangalore | Chennai | Mumbai

www.bgsgin.com

Dr Venkataramanaa N K

Chief Neurosurgeon

Director - Global Institute of Neurosciences

Vice Chairman - BGS Global Hospitals



Super Specialty
Quaternary Care

targeting , multiple lesions , brain shifts ,missing targets and duration of surgery kept plaguing the functional neurosurgeons . This innovation with the independent movement of arcs allows to choose multiple targets and bilateral targets offering several advantages. Simultaneous targeting, parallel calculations , and planning , ease of positioning, preparation of surgical field including simultaneous placement of burr holes are unique advantages. Through this, surgical time of planning ,re positioning and shifting the arc to various targets can be minimized. The parallel processing reduces the chances of CSF leak, brain shifts thereby enhancing accuracy, speed and minimizing the duration of surgery . Since majority of these procedures are done under local Anesthesia and patient being awake gives maximum comfort .

This frame was not only designed well, manufactured to the greatest possible quality by Mr Sadashiva Bhat utilizing all biomedical, metallurgical and engineering skills and technology backed by 25 years of experience. It's light, sleek, sterilisable and portable.

More over this frame has been adequately tested in our department clinically for its undoubted safety, stability and accuracy. While I congratulate them on this unique innovation and significant contribution to Stereotactic surgery. I am equally pleased to write this testimonial . More over it is a matter of pride that it is an Indian contribution.

Dr.Venkata Ramana N K
Director- Global Institute of Neurosciences,
Vice Chairman- BGS Global Hospital
President - Neuroendoscopy Society
Vice President - Indian Society for Pediatric Neurosurgery,
Past President - Indian Society for Stereotactic & Functional Neurosurgery,
Chairman - ANSA Research Foundation
Mobile : +91 9845030906
Phone: 91 80 - 30444348
email : neuro.global@gmail.com
website: www.bsggin.com

www.bsggin.com



BGS Global Hospitals


A unit of Ravindranath GE Medical Associates Pvt. Ltd.

BGS Health & Education City, #67, Uttarahalli Road, Kengeri, Bangalore - 560 060

Ph : +91.80.2625 5555 / 4906 7348


www.globalhospitalsindia.com

Hyderabad | Bangalore | Chennai | Mumbai



**Dr. Achanta Lakshmi Pathi Neurosurgical Centre
Post Graduate Institute Of Neurological Surgery
Voluntary Health Services Medical Centre**

T. T. T. I. POST, TARAMANI, CHENNAI - 600 113.
Tel : 0091-44-22542107 Telefax : 0091-44-22542160
Email : vhsalnc@gmail.com , vhsalnc@yahoo.com
Founder : **Prof. B. RAMAMURTHI, D.Sc.,**



Head of the Department:

Dr. M.C. VASUDEVAN
M.D.(MED) Dip. N.B.E. (Neurosurg)

Neurosurgeons :

Dr. SHYAM SUNDAR .K
M.S., Mch., (Neurosurg)

Anaesthetist :

Dr. AKILA SURESH, D.A.
Dr. NIVEDHYAA S. M.D.

Post Graduates :

Dr. GOWTHAM DEVAREDDY
Dr. OMAR BACHH
Dr. SATHISH ANAND .V.S
Dr. PULAK NIGAM
Dr. BHAVIN PATEL
Dr. SHANMUGAM .M
Dr. M. ADARSH

September 18, 2015

TESTIMONY

I am very much pleased to testify the opinion I hold for Dr. Murali Mohan Selvam and his innovation In the field of Neurosurgery for RADARC stereotactic Frame.

I have known Dr. Murali Mohan Selvam since 2002 when he joined the Voluntary Health Services, Chennai in the Department of Neurosurgery. During his training days it was very much apparent from his interests, voluntary submission to his profession, dedication and the hunger to learn and improvise skills in the field of neurosurgery. He has always lived up to the expectations of his superiors and has executed in the best interest of the patients needing medical aid sacrificing personal comforts. His innovative skills, positive approach, confidence and planning has paved way for him to advance in the field of neurosurgery at such a young age. During his period of training he has shown keen interest in Stereotactic surgery and had his hands on experience with KOMAI apparatus.

The Stereotaxy frame is mostly imported in India and is not available in all the Hospitals and Institutions across our country due to its high cost. The RADARC Stereotaxy frame is the brain child of Dr.Murali Mohan Selvam, is an advanced stereotactic frame which has accuracy and has a simple approach module for use with minimum training. The cost effective approach, accuracy and technical advancement has proved the RADARC Stereotaxy frame class apart from the other frames. The frame has been manufactured in conformity to European Standards (CE Certification) and patented.

I opine that this innovation is an asset to all the Neurosurgical Institutions as all the institutions can afford for this RADARC Stereotaxy frame owing to its low cost, accuracy and technical expertise. Our nation will showcase a young talent working with the present policy of not only "Made in India" but also "Invented in India".

I wish DR. Murali Mohan Selvam all the very best and success in all future endeavors.

DR.M.C.VASUDEVAN
Head of the Department

Dr. M.C. VASUDEVAN, MD (Med), DNB (Neurosurg)
Neurosurgeon and Head of the Department
Post Graduate Institute of Neurological Surgery
Dr. A. Lakshmi Pathi Neurosurgical Centre
VHS Multispeciality Hospital
TTTI Post, Rajiv Gandhi Salai, Chennai-600 113.



Dr. S. Balaji Pai

MBBS., DNB (Neurosurgery), MBA (HM)

NEUROSURGEON and SPINAL SURGEON

PROFESSOR & HEAD

DEPARTMENT OF NEUROSURGERY

Bangalore Medical College and

Research Institute, BANGALORE.

Tel. : 080-26981000(O)

Mob : 9341250084



Testimonial

I am pleased to testify the opinion I hold for Dr. Murali Mohan Selvam, Mr. Sadashiva Bhat and their product RADARC Stereotaxic Frame.

I have known Dr. Murali Mohan since 2001, when he was an undergraduate student in M. S. Ramaiah Medical College, Bangalore. Even during his undergraduate days he impressed me with his interest in Neurosurgery and his tenacity to achieve the goals set by his superiors. He is very innovative, creative and open minded to new ideas. These outstanding qualities, combined with hard work have culminated in the birth of the Radarc Stereotaxic Frame.

Mr. Sadashiva Bhat's able guidance and technical assistance have made their project a resounding success. Mr. Sadashiva Bhat is renowned in neurosurgical circles for his biomedical engineering skills and innovative talents.

The Radarc Stereotaxic System is an extremely user friendly and accurate system. It uses the same principles of stereotaxy as universally propounded. The available stereotaxic frames are made abroad, are extremely costly and beyond the reach of most institutions. Dr. Murali Mohan's invention is not only technically superior to other frames but also reasonably priced. Moreover, the frame has been manufactured in conformity to European standards (CE Certified) and patented. I have used the frame in a few occasions and find it accurate, simple and user friendly. I feel that this invention/device is an asset to all the Neurosurgical institutions and is in consonance with the "MAKE IN INDIA" philosophy.

I wish Dr. Murali Mohan & Mr. Sadashiva Bhat all the success which they truly deserve.


Date: 17. 09. 2015

Bangalore

Dr. S. Balaji Pai
Professor and HOD,
Dept. of Neurosurgery
BMCRI, Bangalore.

Dr. ANIL PANDE, MBBS, DNB. MNAMS.

Sr. Consultant Neurosurgeon
Regn No: 54759
profpande@yahoo.com
Tel : 044 2653 7582 / 7583
M : 9840014791



TESTIMONIAL

Dr. Murali Mohan S. Senior Consultant Neurosurgeon at Global hospitals, Bangalore he's well known to me for the past fifteen years. He trained with us at the voluntary health services hospital at Chennai under the guidance of professor B. Ramamurthi D,sc. He was an outstanding student and did good quality research work during his residency. After qualifying he has furthered his Neuro surgical career and has been consistent with giving excellent surgical out comes to his cranial and spinal Neurosurgery patients. Despite his busy surgical schedule he continued to take interest in research, and for the past few years he has been busy designing a Neurosurgery stereotaxy frame which is perhaps one of the most complicated and precise machines. This frame makes difficult surgery of the nervous system possible with micro millimetre precision. This is a very difficult and rare technological effort and very few Neurosurgeons in the world have done this. I wish him the very best in his research and Neurosurgical career. India at this era (Make in India) needs doctors like Murali to put it in the forefront of medical high technology and innovation.

Dr. Anil Pande, MBBS,DNB,MNAMS.
Senior Consultant Neurosurgeon.