

ON REFLECTION


Kaleidoscopes and Art Glass




“Cats”




081320


2020 Class Schedule

Thurs., Fri. and Sat.
October 15, 16 & 17

	Artist	Class	# of Students	Time & Location	Cost
	Marc Tickle “Floating Insect Optical Illusion Scope”	<p>This will be a challenging class but all levels are welcome. You do not need to have any prior experience with making kaleidoscopes. The primary feature of this piece will be to produce an optical illusion. An insect, probably a butterfly, maybe a dragonfly will float within a cylinder with no apparent attachment to anything! It is all tricks with mirrors of course, but isn't that what kaleidoscopes actually are? It is what I love about them, we will just take it to the next level of illusion. I've been working with this illusion for many years, but have never taught it before.</p> <p>The insect will either be a handmade and painted butterfly using delicate acetate sheets, or a glass dragonfly made by me if the acetate idea isn't sufficiently developed by then. Either way, the illusion will astound your friends and family! And that, of course, is not all... hidden within this optical illusion will be a fully functional Kaleidoscope mirror system that bypasses the optical illusion, and creates a marvelous large teleidoscope. You will be constructing all the parts and assembling them into the finished piece. Participants will have the opportunity to cut their own mirrors if desired. I will share any of my kaleidoscope design knowledge with you as I guide you through the hidden tricks of optical illusions</p> <p>No experience required. Open to all ages No Sharing.</p> <p>To register: Contact Marc at:</p> <p>scopes@onreflection.com</p> <p>(828) 301-7629</p>	12	7 hours Friday 10am – 4:30pm Saturday 10am – 4:30pm Location TBD	\$280 (Fee includes lunch)

	<p>Steve & Peggy Kittelson</p> <p>“Get in Gear Two”</p>	<p>Steve and Peggy will be teaching together again to guide you through creating a Steampunk-style parlor scope made from recycled transmission gears, and featuring a wood barrel turned from figured walnut with black cherry burl eye-piece and accents on stand.</p>	<p>4</p>	<p>8 hours</p> <p>Fri and Sat 9am – 5pm</p> <p>Soiled Doves Studio</p> <p>CLOSED</p> <p>Call to be put on wait list</p>	<p>\$800</p> <p>Lunch not included</p>
		<p>Peggy will guide you in making the flame-sculpted glass pieces for the oil-filled object cell using an oxy/propane torch. You can also bring your own objects to use in the cell. You will be turning the barrel and parts of the stand on a lathe and will then assemble them with Steve’s help. Several options for cutting the front surface mirrors will be discussed and then you will cut and assemble the mirror system. All supplies and tools will be furnished, not to mention all the information you can pick out of Steve and Peggy’s very experienced brains!</p> <p>This is a fun <u>two-day</u> class!</p> <p>Experience preferred. Minimum age: 16 No sharing</p> <p>To register: Contact Steve & Peggy pegsteve@acegroup.cc</p> <p>(563) 423-7336</p>			
	<p>Steve & Peggy Kittelson</p> <p>“Razzmatazz”</p>	<p>This year we are returning to our original medium, glass. We will be teaching a one-day class to make a variation of our kiln-formed glass barrel kaleidoscope, “Razzmatazz”, with a choice of lavender/pink or blue/green swirly glass.</p> <p>It will feature three interchangeable dry object cells; front-lit, side-lit, and polarized, and includes a wood stand. The scope is 10 1/2” long and 2 1/2” in diameter. The students will be copper-foiling and soldering their barrels, making their 17-point mirrors, and putting their object cells together. We will provide all materials required.</p> <p>Some experience would be helpful but not necessary</p> <p>Minimum age = 14 No sharing</p> <p>To register: Contact Steve & Peggy pegsteve@acegroup.cc</p> <p>(563) 423-7336</p>	<p>6</p>	<p>8 hours</p> <p>Thursday 9AM to 5PM</p> <p>Soiled Doves Studio</p>	<p>\$400</p> <p>Lunch not included</p>

	<p>Sue Rioux "Here Kitty Kitty"</p>	<p>Here's your chance to get a kitty sculpture and a beautiful scope! I will hand sculpt and paint each Kitty. They will all be black and white, each one different. The glass for the scope will be black with your choice of red or white accent rods.</p> <p>Students will construct either a 2 or 3 mirror system, foil and solder the body of the scope and fill a 2" tube with stuff I will provide. This one will definitely be different than any other piece in your collection!</p> <p>No experience necessary Minimum age = 18 1 Sharing Space</p> <p>To register: Contact Sue sueriouxdesigns@roadrunner.com (207) 229-7017</p>	<p>6</p>	<p>8 hours Thursday 9am – 5pm Mary's Boiler Room</p>	<p>\$350 Lunch included</p>
					
					

	<p>Sue Rioux "Fun Times"</p>	<p>This is a fun one! Very different from all the ones we have done before. It's about 7 1/2 tall x 4" wide, its attached to a stand. We will be constructing a 4 mirror/chorus line system. I have slumped the body in my kiln.</p> <p>The eye piece end is dichroic. You will be filling 2 attached oil cylinders that are oversized so that you can roll or slide the tube to create a beautiful image! I think this will be a favorite!</p> <p>No experience necessary Minimum age = 18 Sharing OK</p> <p>To register: Contact Sue sueriouxdesigns@roadrunner.com (207) 229-7017</p>	<p>6</p>	<p>8 hours</p> <p>Friday 9AM – 5PM</p> <p>Saturday CLOSED</p> <p>Mary's Boiler Room</p>	<p>\$325</p> <p>Lunch included</p>
--	---	---	----------	---	------------------------------------