



Stor-[®] Modular Drawer System **LOC**



**THE BEST
TOOL CABINET
YOU'LL EVER BUY**



STOR-LOC® Solutions

MAXIMUM storage in MINIMUM space!

Originally designed in 1982, the Stor-Loc® Modular Drawer System was first manufactured in Switzerland. The initial design was a composite of all of the best features available in the market at that time. Back then, all manufacturers had a heavy duty modular drawer system and most were fully mig welded and had thicker gauges of steel. The original Stor-Loc® Cabinet introduced new features such as full length handles and a safety Interloc System. The patented Stor-Frame® System was also introduced with its unique combination of heavy duty drawers and shelving to offer the user more flexibility.

Today, Stor-Loc® is the only manufacturer that adheres to its original design characteristics such as all mig welded corners and Full Width 11 Gauge Fork Channels. Stor-Loc® is one of the few companies that does not use nylon rollers in their support system. Only Steel Ball Bearings and heat treated steel rollers are used providing consistent, lifetime drawer performance. Simply put, Stor-Loc® Cabinets are made the "Old Fashioned Way."

The original heavy duty version of the Modular Storage Drawer Cabinet that was the norm in the industry until the early 1990s is now available only from Stor-Loc®. We are proud to offer our customers the most durable Modular Drawer Cabinet made in the world today, complete with a unique 55 year Satisfaction Guarantee.



from THIS...
...to THIS!



Analysis Survey – Determining Drawer Needs

Your STOR-LOC® distributor will survey your present storage system, listen to your requirements for further growth and expansion and provide layouts of suggested solutions, all at no cost or obligation to you. He also ensures every detail is considered when estimating, ordering and installing your new STOR-LOC® storage system.

55 Year
Satisfaction
Guarantee



Table of Contents

	System Choice – STOR-LOC® or STOR-FRAME®	4
	The STOR-LOC® Cabinet – Configuration	5–7
	Popular Models	8–9
	Drawers and Accessories	10–13
	The STOR-LOC® MM Series	14–22
	The STOR-FRAME® System	23–25
	CNC Tool Storage	26–28
	WELD-STOR® Welding Benches	29
	STOR-LOC® Workstations	30–32
	Specialty Products	33–35

The STOR-LOC® Systems

Which system is best for YOUR needs?

STOR-LOC® System Modular Drawers in MIG-Welded Cabinets



STOR-FRAME® System

Modular Drawers with Heavy Duty Shelving



STOR-LOC® offers the choice between traditional modular storage drawer cabinets and its patented STOR-FRAME® System. The heavy duty STOR-LOC® cabinets can be used where small parts storage is the main concern. The STOR-FRAME® System uses the same modular drawers available in cabinets with heavy duty shelving for storage of bulk parts and extremely heavy items up to 2000 pounds. STOR-LOC® or STOR-FRAME®... now you can decide which system is best for your special application.

Human-Engineered Drawers – Square Design

The 24 1/2" square STOR-LOC® SW drawer is ergonomically designed to accommodate the reach of the average person from either the front or the side, increasing picking productivity. Picking stock or retrieving parts from the side keeps aisles clear for increased efficiency and productivity.



100% View Drawer Extension

Full visibility and access to drawer contents, regardless of size, is made possible by the double roller tracks 100% drawer extension. Six high-quality steel ball bearings and four roller bearings assure smooth operation and will support loads of up to 400 pounds per drawer.



STOR-LOC® Cabinet Configuration

How to configure a cabinet



It's easy to configure your STOR-LOC® Cabinet

Once you have calculated your drawer requirements and selected the cabinet width, determine the proper cabinet height by adding the drawer model numbers until they equal the cabinet model number.

1) Select a cabinet width

STOR-LOC® offers nine widths:

- Narrow Narrow-Wide (NNW) 20"
- Narrow-Wide (NW) 23"
- Standard-Wide (SW) 29 1/4"
- Standard-Wide PLUS (SW+) 32 1/2"
- Extra-Wide (EW) 43 1/4"
- Double Narrow-Wide (NWNW) 45 3/4"
- Extra-Wide PLUS (EW+) 46 1/2"
- Semi-Wide (IW) 52"
- Double-Wide (DW) 58 1/4"

2) Choose drawer heights

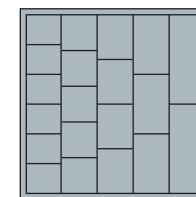
Choose the ideal sizes for your application from a range of 10 drawer heights.

3) Determine cabinet height

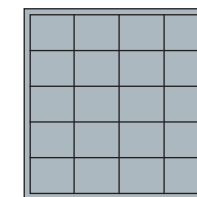
Add all drawer model numbers used to find the cabinet model number. STOR-LOC® will make any cabinet model on a 20 point (20mm) increment at no additional charge.

4) Choose drawer layouts

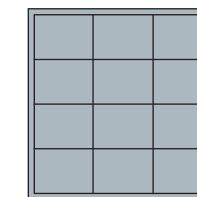
Specify a corresponding drawer layout for each drawer model from those shown on page 19.



Layout No. 4
(20 Compartments)
– 4 slotted partitions
– 14 divider plates 6U
– 1 divider plate 8U



Layout No. 3
(20 Compartments)
– 3 slotted partitions
– 16 divider plates 8U



Layout No. 5
(12 Compartments)
– 2 slotted partitions
– 6 divider plates 10U
– 3 divider plates 12U

Example:

80	Layout No. 4
80	"
80	"
80	"
120	Layout No. 3
120	"
200	Layout No. 5
200	"
200	"
+ 200	"
1360	

Configuring your STOR-LOC® Cabinet

Once you have calculated your drawer requirements and selected the cabinet width, determine the proper cabinet height by adding the drawer model numbers until they equal the cabinet model number as shown here. See our drawer models and sizes on page 10.



The STOR-LOC[®] Cabinet

Every STOR-LOC[®] Cabinet features superior construction

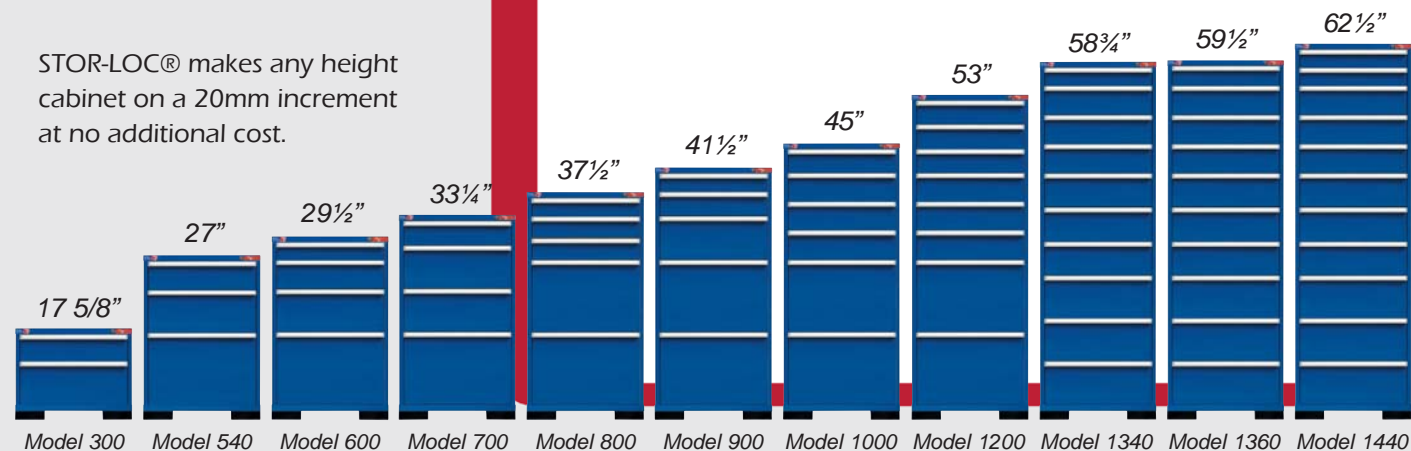


- Fully MIG Welded and surface ground on all eight corners
- Heavy duty 11ga plug-in guide rail allowing quick adjustment to accept different drawer sizes and combinations
- Heavy duty 11ga carriage with six ball bearing rollers and four steel rollers
- Full height sidewalls providing maximum cubic storage capacity
- Full Width 45 angle aluminum handles for easy identification of contents
- Standard full length forklift base – 11ga fully welded optional pallet truck base available

STOR-LOC[®] offers a complete choice of cabinet heights and widths to meet any need.

Choose from eleven STOR-LOC[®] Cabinet heights

STOR-LOC[®] offers a large selection of Cabinet housings to meet any demand. Choose from eleven heights to accommodate your company's personnel and space.



Choose from eight STOR-LOC[®] Cabinet widths

STOR-LOC[®] Cabinets are available in nine different widths. Choose widths to accommodate your specific storage needs.

All cabinets are 27 3/4" deep.

Also available: 21 1/2" Shallow Depth, 18 1/4" Shallow-Shallow Depth and 15 1/8" Half Depth.



Narrow Narrow-Wide – 20" wide

Narrow Narrow-Wide (NNW) cabinets are available in all cabinet heights. Recommended where space is limited, these cabinets make excellent work station pedestals or mobile cabinets. NNW drawers will accommodate items up to 15".



Narrow-Wide – 23" wide

Narrow-Wide (NW) cabinets are available in all cabinet heights. Recommended where space is limited, these cabinets make excellent work station pedestals or mobile cabinets. NW drawers will accommodate items up to 18".



Standard-Wide – 29 1/4" wide

Standard-Wide (SW) cabinets are available in all cabinet heights. Recommended for most applications and provides the fastest pick-rates. SW drawers will accommodate items up to 24 1/2".



Standard-Wide PLUS – 32 1/2" wide

Standard-Wide PLUS (SW+) cabinets are available in all cabinet heights. Recommended for most applications and provides faster pick-rates. SW+ drawers will accommodate items up to 28".



Extra-Wide – 43 1/4" wide

Extra-Wide (EW) cabinets are available in all cabinet heights. Recommended where parts or tools exceed 28". EW drawers will accommodate items up to 39".



Double Narrow-Wide – 45 3/4" wide

Double Narrow-Wide (NWNW) cabinets are available in all cabinet heights. Recommended where parts or tools exceed 39". EW+ drawers will accommodate items up to 41 1/2".



Extra-Wide PLUS – 46 1/2" wide

Extra-Wide PLUS (EW+) cabinets are available in all cabinet heights. Recommended where parts or tools exceed 39". EW+ drawers will accommodate items up to 42".



Semi-Wide – 52" wide

Semi-Wide (IW) cabinets are available in all cabinet heights. Recommended for storage of extra long items. IW drawers will accommodate items up to 47 1/2" wide.




Double-Wide – 58 1/4" wide

Double-Wide (DW) cabinets are available in all cabinet heights. Recommended for storage of extra long items. DW drawers will accommodate items up to 53 1/2" wide.



Standard Depth
27 3/4" deep



Shallow Depth
21 1/2" deep



Shallow-Shallow Depth
18 1/4" deep



Half Depth
15 1/8" deep



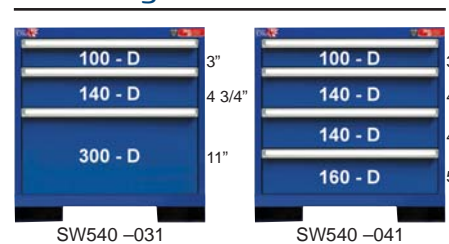
STOR-LOC® Solutions

Popular Models

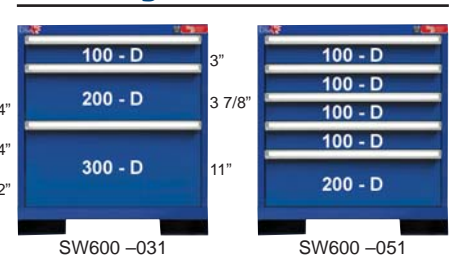
Order our most popular configurations with a single model number!

We have assembled some of the most frequently used cabinet/drawer combinations to make it easy to order with one model number. Select standard drawer layouts and accessories from pages 12–13. STOR-LOC® Cabinet and STOR-FRAME® units are assembled and ready to use.

Desk Height – 27" tall



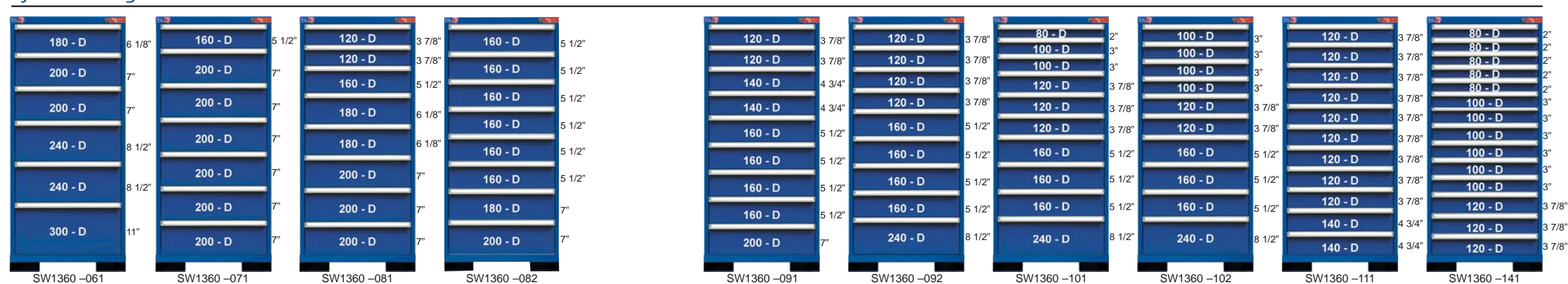
Desk Height – 29½" tall



Bench Height – 33¼" tall



Eye Level Height – 59½" tall



STOR-FRAME Height – 78" tall




To order STOR-LOC® Cabinets or STOR-FRAME® units with pre-engineered drawer layouts, change the prefix "SW" or "SF" to prefix "RM". Drawer layouts are configured as follows:

80-D	2"	Layout 4
100-D	3"	Layout 3
120-D	3 7/8"	Layout 1
140-D	4 3/4"	
160-D	5 1/2"	
180-D	6 1/8"	Layout 5
200-D	7"	
240-D	8 1/2"	Layout 8
300-D	11"	
360-D	13 1/2"	

Counter Height (seated) – 41½" tall



Counter Height (standing) – 45" tall



STOR-FRAME w/Locking Doors



The modular STOR-LOC® Drawer

Ten drawer sizes are available for use in any combination in either the STOR-LOC® Cabinet or the STOR-FRAME® System.

STOR-LOC® Drawers

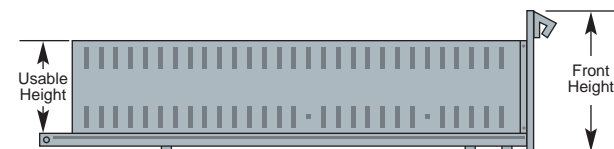
MAXIMUM storage in MINIMUM space!

Human-Engineered Drawers – Square Design

The 24½" square STOR-LOC® Standard-Wide drawer was ergonomically designed to accommodate the reach of the average person from either the front or the side, increasing picking productivity. Picking stock or retrieving parts from the side keeps aisles clear for increased efficiency and productivity.



	Front Height	Usable Height
Model 80-D	3"	2"
Model 100-D	3 7/8"	3"
Model 120-D	4 3/4"	3 7/8"
Model 140-D	5 1/2"	4 3/4"
Model 160-D	6 1/8"	5 1/2"
Model 180-D	7"	6 1/8"
Model 200-D	7 3/4"	7"
Model 240-D	9 1/4"	8 1/2"
Model 300-D	11 3/4"	11"
Model 360-D	14 1/4"	13 1/2"



Available in any cabinet height, the SW+® PLUS Series delivers maximum value. Up to 12–22% more storage and still human engineered for the average person's arm reach!

Stor-LOC® SW+® PLUS Series – 32½" wide

The innovative SW+® PLUS cabinet is a Stor-LOC® exclusive, providing up to 12–22% more storage at no additional cost!



The Power-Loc™ Drawer, for storage and charging of battery-powered tools.



Shallow Depth

At 21½" deep, these cabinets allow a full six inches of added aisle space. Ideal for truck and van applications. Available in any height and width.



Roll-out Shelf

Heavy duty shelves roll out to support up to 400 lbs. Reinforced drawer body provides strength and durability.

Drawer Accessories

MAXIMUM storage in MINIMUM space!



Grooved plastic trays and small parts containers

STOR-LOC® Drawers are easily configured to perfectly match a wide variety of storage needs, from small parts such as fasteners and connectors, to delicate measuring equipment, cutting tools and electronic parts. STOR-LOC® small parts containers and grooved plastic trays create custom layouts and drawer interiors to meet your specific needs.

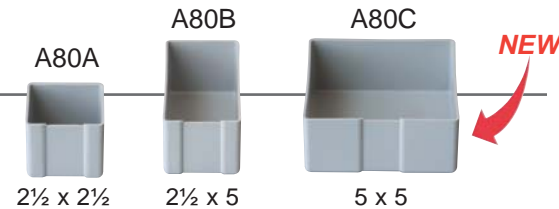
Drawer Liners

Anti-slip Drawer Liners provide cushioning and abrasion protection for drawer contents.




Plastic Bins – A Series

Modular design made of tough plastic. Choose from three sizes. Usable height – 2 inches



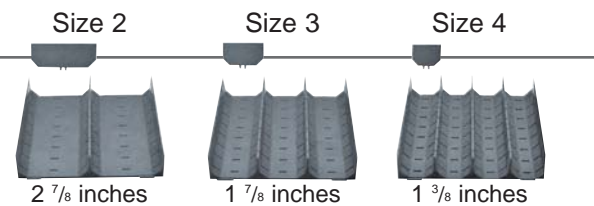
Plastic Bins – N Series

Modular design made of tough plastic. Can be subdivided in half or in quarters using either one or two divider panels. N 80 Usable height – 2 inches
N 100 Usable height – 3 inches




Grooved Plastic Trays

Available in three sizes and designed to protect side-sensitive tooling and plug gauges, Grooved Plastic Trays are excellent for storing drills, taps and reamers.




Label Holders

Transparent Label Holders clip onto plastic bins, grooved trays, and steel dividers. Angled at 45° for easy readability. Available in two widths.



Slotted Partitions


Powder-coated steel partitions subdivide drawers from front-to-back or left-to-right. Each partition has slots which are 3/4" apart, to accept further subdivisions of drawers.



Model Number	80-P	100-P	120-P	180-P	240-P	300-P
Height (inches)	1 7/8"	2 3/4"	3 3/8"	5 3/4"	8 1/4"	10 3/4"
Use with drawer no.	80	10	120, 140, 160	180, 200	240	300 and up

Steel Dividers

Powder-coated steel dividers further separate drawers when used with slotted partitions. Dividers slide into slots of partitions or drawer sidewalls to form compartments.



Usable width of compartment (inches)	1 7/8"	2 5/8"	3 1/2"	4 1/4"	5 1/8"	5 7/8"	7 3/8"	9 1/8"	12 1/4"
Number of units (spaces)	3U	4U	5U	6U	7U	8U	10U	12U	16U

Standard Drawer Layouts

Our nine most popular drawer layouts shown below. See drawer layout manual MD-4 to choose other great layouts. Also, custom drawer layouts available.

 Layout No. 1 (16 Compartments) - 3 slotted partitions - 12 divider plates 8U	 Layout No. 2 (22 Compartments) - 2 slotted partitions - 16 divider plates 10U - 3 divider plates 12U	 Layout No. 3 (20 Compartments) - 3 slotted partitions - 16 divider plates 8U	 Layout No. 4 (20 Compartments) - 4 slotted partitions - 14 divider plates 6U - 1 divider plate 8U	 Layout No. 5 (12 Compartments) - 2 slotted partitions - 6 divider plates 10U - 3 divider plates 12U
 Layout No. 6 (6 Compartments) - 2 slotted partitions - 2 divider plates 10U - 1 divider plate 12U	 Layout No. 7 (25 Compartments) - 4 slotted partitions - 12 divider plates 6U - 8 divider plates 7U	 Layout No. 8 (4 Compartments) - 1 slotted partition - 2 divider plates 16U	 Layout No. 9 (36 Compartments) - 5 slotted partitions - 20 divider plates 5U - 10 divider plates 6U	 <i>Custom drawer layout</i>



GUARANTEED FOR 55 YEARS

Combine a variety of two to six of any of our cabinet widths in one Uni-Weld Housing to create the ideal cabinet to meet any demand.

THE BEST TOOL CABINET YOU'LL EVER BUY



100% MADE IN THE USA IN EVERY WAY With 100% USA Components

The STOR-LOC[®] MM Series

Combination Cabinets, engineered to specific demands, delivering the highest in quality, strength, security, mobility and durability.



MM30 – shown with standard stainless steel cap over maple countertop and optional steel riser equipped with steel peg style tool board.

Mobile workbenches up to 14 FEET LONG — in one UNI-WELD HOUSING!



STOR-LOC® MM50
Mobile tool storage with 50 drawers and a stainless steel work surface. Designed for tool storage in a workstation application. 43"H x 168"W x 30"D

STOR-LOC® MM45

Mobile tool storage with 28 drawers, stainless steel work surface with riser and 2 overhead cabinets. Designed for tool storage in a workstation application. 43"H x 168"W x 30"D



STOR-LOC® MM43
Mobile tool storage with 18 drawers, stainless steel work surface and riser. Designed for tool storage in a workstation application. 43"H x 168"W x 30"D

STOR-LOC® MM40

Mobile tool storage with 28 drawers, stainless steel work surface with riser. Designed for tool storage in a workstation application. 43"H x 168"W x 30"D



STOR-LOC® MM36
Tool storage with 7 drawers, shelving behind 8 locking doors and a stainless steel work surface. Designed for tool storage in a workstation application. 43"H x 144"W x 30"D

STOR-LOC® MM34

Mobile tool storage with 22 drawers, stainless steel work surface and riser. Designed for tool storage in a workstation application. 43"H x 144"W x 30"D



STOR-LOC® MM33
Mobile tool storage with 18 drawers, stainless steel work surface and riser. Designed for tool storage in a workstation application. 43"H x 144"W x 30"D

STOR-LOC® MM30

Mobile tool storage with 24 drawers, stainless steel work surface and riser. Designed for tool storage in a workstation application. 43"H x 144"W x 30"D



STOR-LOC® MM30P
Mobile tool storage with 18 drawers and a stainless steel work surface... PLUS a Power-Loc™ Drawer for storage and charging of power tools. 43"H x 144"W x 30"D

STOR-LOC® MM25

Mobile tool storage with 18 drawers, stainless steel work surface and riser. Designed for tool storage in a workstation application. 43"H x 120"W x 30"D



STOR-LOC® MM23
Mobile tool storage with 22 drawers, stainless steel work surface and riser. Designed for tool storage in a workstation application. 43"H x 120"W x 30"D



STOR-LOC® MM22

Mobile tool storage with 23 drawers, maple work surface and riser. Designed for tool storage in a workstation application. 43"H x 120"W x 30"D



STOR-LOC® MM20

Mobile tool storage with 19 drawers, stainless steel work surface and riser. Designed for tool storage in a workstation application. 43"H x 120"W x 30"D



STOR-LOC® MM16

Tool storage with 17 drawers, riser and stainless steel work surface. Designed for tool storage in a workstation application. 43"H x 114"W x 30"D



STOR-LOC® MM15

Mobile tool storage with 21 drawers, stainless steel work surface and riser. Designed for tool storage in a workstation application. 43"H x 96"W x 30"D



STOR-LOC® MM20

Mobile tool storage with 19 drawers, stainless steel work surface. Designed for tool storage in a workstation application. 43"H x 120"W x 30"D



STOR-LOC® MM19

Available as a stationary or mobile cabinet, the STOR-LOC® MM19 is equipped with 12 drawers, shelving behind 4 locking doors and a stainless steel work surface. Designed for tool storage in a workstation application. 43"H x 120"W x 30"D



STOR-LOC® MM14

Mobile tool storage with 15 drawers, stainless steel work surface and riser. Designed for tool storage in a workstation application. 43"H x 100"W x 30"D



STOR-LOC® MM13S

Mobile cabinet providing maximum tool storage with a stainless steel top. Unit has 23 standard-wide drawers and 1 double-wide drawer. 55¼"H x 88"W x 27¾"D



STOR-LOC® MM18

Available as a stationary or mobile cabinet, the STOR-LOC® MM18 is equipped with 19 drawers. 43"H x 120"W x 30"D



STOR-LOC® MM17

Tool storage with 7 drawers, shelving behind 4 locking doors and stainless steel work surface. Designed for tool storage in a workstation application. 43"H x 120"W x 30"D



STOR-LOC® MM13N

Mobile cabinet with a stainless steel top. Unit has 23 narrow-wide drawers and 1 double-wide drawer. 55¼"H x 69"W x 27¾"D



STOR-LOC® MM12-9 Combination Cabinet

Available as a stationary or mobile cabinet, the STOR-LOC® MM12-9 Combination Cabinet is equipped with 28 drawers. 62½"H x 90"W x 30"D
The lower MM12 section is 43"H



STOR-LOC® MM11

Mobile cabinet providing maximum tool storage with a stainless steel top and riser. Unit has 18 standard-wide drawers and 2 double-wide drawers. 43"H x 90"W x 30"D



STOR-LOC® MM10

Mobile cabinet with a stainless steel top and riser. Unit has 13 standard-wide drawers and 1 double-wide drawer. 43"H x 90"W x 30"D



STOR-LOC® MM5

Mobile tool storage with 10 drawers, stainless steel surface and riser. 44½"H x 60"W x 30"D



STOR-LOC® MM4

Mobile cabinet with a stainless steel top. Unit has 16 drawers. 55¼"H x 46"W x 30"D



STOR-TOP® MM9

Overhead drawer storage can be combined with any Stor-Loc® tool cabinet. 20"H x 87¾"W x 21½"D



STOR-LOC® MM8

Mobile cabinet with a stainless steel top and riser. Unit has 18 standard-wide drawers and 2 double-wide drawers. 43"H x 72"W x 30"D



STOR-LOC® MM3

Mobile cabinet with a stainless steel top. Unit has 15 standard-wide drawers and 1 double-wide drawer. 55¼"H x 58¼"W x 30"D



STOR-LOC® MM2

Mobile tool storage with 11 drawers, stainless steel surface and riser. Designed for tool storage in a workstation application. 44½"H x 60"W x 30"D



STOR-TOP® MM6

Overhead drawer storage can be combined with any Stor-Loc® tool cabinet. 20"H x 58¼"W x 21½"D
Also available single-wide
20"H x 29¼"W x 21½"D



STOR-LOC® MM7

Mobile tool storage with 14 drawers, stainless steel work surface and riser. 43"H x 72"W x 30"D



STOR-LOC® MM7E

Mobile tool storage with 12 drawers, stainless steel work surface and riser. 43"H x 72"W x 30"D



STOR-LOC® MM1X

Mobile tool storage with 8 drawers, stainless steel surface and riser. 38¾"H x 60"W x 30"D



STOR-LOC® MM1

Mobile tool storage with 8 drawers, stainless steel surface and riser. 38¾"H x 54"W x 30"D
38¾"H x 60"W x 30"D

Cabinet Options

MAXIMUM storage in MINIMUM space!



The Power-Loc™ Drawer

Provides storage and charging of battery-powered tools.



Keyless lock

Secures cabinet with both pocket remote and numeric code.



Hinged Lock Bar

With padlock hasp. Additional protection and security of drawers and contents.



Lock In/Lock Out Latch

Locks individual drawers into position, either closed or fully extended. Recommended for truck and van storage.



Cabinet Shelf

BS-320 bottom shelves and CS-320 adjustable center shelves. Available in any cabinet width.



Maple Riser

Maple Riser shown with optional Backstop. Matches length of Workstation.



Steel Riser

Steel Riser shown with optional duplex outlets.



Utility Cabinet

Available with flush door, flipper door, Vu-Loc doors or steel doors.



Mobile Base Kit

Heavy duty casters fasten to the fork entry pocket of any STOR-LOC® cabinet. Mobile Base Kit includes:

- two (or four) locking swivel casters
- two rigid casters
- two (or four) aluminum handles.

Choose 4", 5" or 6" casters.



STOR-FRAME® System

MAXIMUM storage in MINIMUM space!

The STOR-FRAME® system was designed specifically to combine high-density modular drawers with shelf storage for bulky items. Its rugged, all-welded construction assures superior drawer alignment, smooth operation, durability, and years of dependable service.

Drawers and shelves can be positioned in the STOR-FRAME® unit for maximum efficiency and can be easily changed and rearranged to meet changing needs.

Only seven different components make up the STOR-FRAME® structure. Simple tab-in-slot assembly allows fast and easy adjustment with just a hammer. Pre-engineered STOR-FRAME® systems are shipped factory assembled.

STOR-FRAME® units are available in 78", 84" 98", 108" and 118" heights and Narrow-Wide, Standard-Wide, Extra-Wide and Double-Wide widths. All units are 27¾" deep. Units can be combined to form continuous run installations, set up back-to-back in a double row configuration, mounted to mobile aisle systems and can even be configured in multi-level mezzanines.



Five (SW) 78" high STOR-FRAME® units

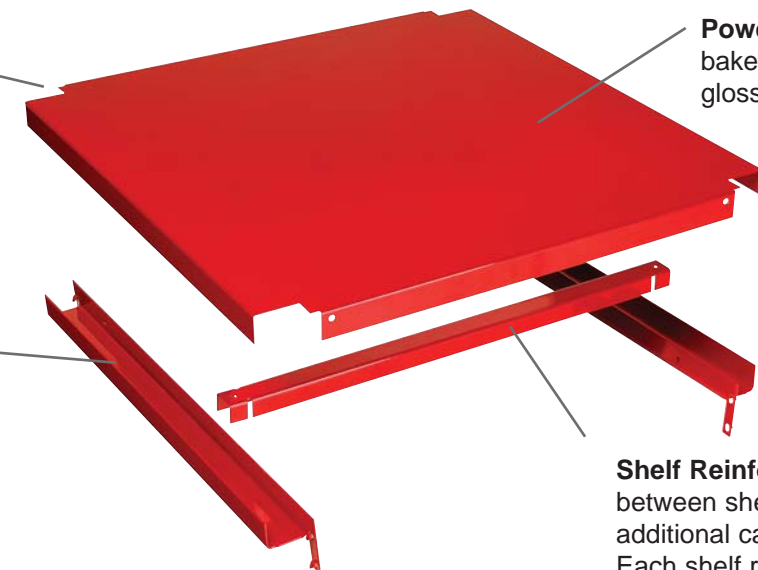
The Anatomy of a STOR-FRAME® Shelf

The STOR-FRAME® shelf assembly with its patented 11 gauge shelf support provides safe, efficient storage for loads up to and beyond 2,000 pounds. Built for years of heavy duty service.

18 gauge shelf notched to fit around upright posts to prevent items from falling through.

Powder-coat epoxy paint baked on to provide a high gloss finish of 2-3 mil.

Patented 11 gauge shelf support acts like a rack beam to frame the STOR-FRAME® System and support heavy loads.



Shelf Reinforcement drops in between shelf supports to provide additional capacity when necessary. Each shelf reinforcement adds an additional 400 lb. of load capacity.

STOR-FRAME® Units

Security with versatility



Vu-Loc® Unit

3 drawer storage for standard tooling with locking plexiglass doors, Roll-out Shelf and choice of Tool Board Kit.
82"H x 43¼"W x 30"D



Double Vu-Loc® Unit

3 shelf storage for standard tooling or equipment with locking plexiglass doors and Mobile Base Kit.
82"H x 86½"W x 30"D



CNC Decks

STOR-FRAME® Unit with 5 drawers equipped with CNC Tool Decks and locking Steel Doors.



Steel Doors

Provides security and protection from dust and contamination.


STOR-FRAME® Options

For added versatility




Shelf Divider

Create various sized compartments using adjustable Shelf Dividers.



Pallet Base

Optional STOR-FRAME® Pallet Base allows units to be moved fully loaded.



Tool Boards

Choose between magnetic or peg style Tool Boards.



Sliding Doors

Providing security and protection in spaces where hinged doors are not possible.



Vu-Loc® Cabinet Doors

Locking plexiglass doors afford full visibility and security.



STOR-FRAME Corner Unit

Corner STOR-FRAME® Unit allows us of "dead space" created when wall units meet in a corner.



Service parts department



Eleven (SW+) 98" high STOR-FRAME® units

CNC Tool Storage

MAXIMUM storage in MINIMUM space!



CNC Stor-Caddy®

The STOR-LOC® CNC Stor-Caddy® combines modular drawers with CNC tool shelves. Choose 1–3 drawers and up to 6 shelves. 54”H x 29¼”W x 27¾”D



CNC Tool Caddy

The STOR-LOC® Tool Caddy offers mobility and is equipped with your choice of six shelves – any taper. 54”H x 29¼”W x 27¾”D



CNC Center Insert

Increase storage capacity by adding CNC Center Inserts to your CNC Stor-Caddy®, CNC Tool Caddy or CNC Tool Rack.



Mini CNC Tool Caddy

When space is limited, the STOR-LOC® Mini Tool Caddy offers mobility and is equipped with your choice of four shelves – any taper. 38”H x 23”W x 27¾”D



CNC Tool Rack

When mobility is not needed, the taller STOR-LOC® Tool Rack holds even more tools. Equipped with your choice of eight shelves – any taper. 62”H x 29¼”W x 27¾”D



CNC Wall Rack

When mobility is not needed and floor space is a concern, the STOR-LOC® CNC Wall Rack is the answer. Equipped with your choice of four shelves – any taper. 62”H x 29¼”W x 20”D



CNC Tool Cart

The STOR-LOC® CNC Tool Cart is designed to deliver preset tooling to the shop floor. Includes roll-out tool decks, the CNC Tool Cart can accommodate up to 144 tool holders. 44”H x 23¼”W x 27¾”D



CNC Tool Caddy Plus

The STOR-LOC® CNC Tool Caddy Plus delivers preset tooling right where it's needed. Affords easy access, accommodating even more tool holders. 44”H x 65”W x 27¾”D



CNC Stor-Frame®

Five pull-out drawers equipped with CNC tool decks and locking doors. 78”H x 29¼”W x 30”D



CNC Stor-Frame®

Four pull-out drawers equipped with CNC tool decks. 78”H x 29¼”W x 30”D



CNC Tool Cart Plus

The STOR-LOC® CNC Tool Cart Plus delivers preset tooling right where it's needed. Includes a large roll-out tool deck, the CNC Tool Cart Plus accommodates 60 tool holders. 44”H x 46½”W x 27¾”D



CNC Tool Decks

Protect CNC tool holders by safely organizing your preset tooling.



Turret Tool Decks

Protect turret punches and dies by safely organizing your preset tooling.

CNC Tool Caddy/CNC Tool Rack

Tool No.	CAT 30	CAT 35	CAT 40	CAT 45	CAT 50	2.00 SS
BT	BT-30	BT-35	BT-40	BT-45	BT-50	
HSK-A	HSK40A	HSK50A		HSK80A		HSK63A
HSK-B	HSK50B	HSK63B		HSK100B	HSK100A	HSK80B
KM	KM32	KM50		KM80		KM63A
CAPTO	C-4		C-6	C-8		
No. Locations/Shelf	36	32	18	18	10	18
No. Locations/Caddy	216	192	108	108	60	108
No. Locations/Rack	288	256	144	144	80	144
No. Loc/Insert-Strip	8	8	6	6	5	5

Call factory for CAT-60, HSK125, HSK160, ER16, ER32, VDI and turret punch tooling

CNC Tool Cart

Tool No.	CAT 30	CAT 35	CAT 40	CAT 45	CAT 50	2.00 SS
BT	BT-30	BT-35	BT-40	BT-45	BT-50	
HSK-A	HSK40A	HSK50A		HSK80A		HSK63A
HSK-B	HSK50B	HSK63B		HSK100B	HSK100A	HSK80B
KM	KM32	KM50		KM80		KM63A
CAPTO	C-4		C-6	C-8		
No. Locations/Deck	30	24	24	18	18	24
No. Locations/Cart	90	72	72	54	54	72

Call factory for CAT-60, HSK125, HSK160, ER16, ER32, and VDI

CNC Tool Deck


Tool No.	CAT 30	CAT 35	CAT 40	CAT 45	CAT 50	2.00 SS
BT	BT-30	BT-35	BT-40	BT-45	BT-50	
HSK-A	HSK40A	HSK50A		HSK80A		HSK63A
HSK-B	HSK50B	HSK63B		HSK100B	HSK100A	HSK80B
KM	KM32	KM50		KM80		KM63A
CAPTO	C-4		C-6	C-8		
No. Locations/Deck	64	64	36	30	25	30

Call factory for CAT-60, HSK125, HSK160, ER16, ER32, and VDI



Bench Mount Collet Racks

Mount to bench top for point-of-use convenience. 2"H x 16"W x 5"D



CNC Stor-Strip

Mount to machine or wall for point-of-use convenience. 3½"H x 28"W x 5"D



CNC Tool Shelf

Bring CNC storage to your workstation. 3½"H x 28"W x 10"D



Custom CNC Tool Cart with drawer



Combo Tool/Collet Stands

Combine tool holders and collets in one bench-mount tray. 4" or 6"H x 12"W x 8"D



WELD-STOR 1 with 360-D drawer

WELD-STOR® Welding Benches

The WELD-STOR® family of benches includes six sizes to accommodate any work space. Each WELD-STOR® bench is mobile and is fitted with a full ½" thick steel plate top.



WELD-STOR® 1

Mobile welding bench with ½" thick steel plate top. 37"H x 48"W x 36"D



WELD-STOR® 2 PLUS

Mobile welding bench with ½" thick steel plate top. 37"H x 96"W x 36"D



WELD-STOR® 2

Mobile welding bench with ½" thick steel plate top. 37"H x 96"W x 36"D



WELD-STOR® 4X

Mobile welding bench with ½" thick steel plate top. 37"H x 72"W x 48"D



WELD-STOR® 3

Mobile welding bench with ½" thick steel plate top. 37"H x 96"W x 48"D



Custom Cabinet

Cabinet shown with optional ½" thick steel plate top. Available on any cabinet.



STOR-LOC® Workstations

STOR-LOC® Workstations

Need a work environment that meets your specific requirements? STOR-LOC® cabinets combine with a variety of work surfaces to create versatile and efficient workstations. Crafted of heavy gauge steel and fully welded, STOR-LOC® Workstations support up to 25,000 pounds. Choose from riser shelves in steel, maple, or the new STOR-TRAC® System. Workstations available in lengths of 48", 60", 72", 84", 90", 120" and 144".



Type SW-ST

Standard Wide mobile cabinet with STOR-TRAC™ system, steel pegboard and overhead cabinet.
38"H x 30"W x 30"D



Type EWP-ST

Extra Wide Plus mobile cabinet with STOR-TRAC™ system and steel pegboard.
38"H x 48"W x 30"D



Type N

Motorized variable height workstation with STOR-TRAC™ system above top with peg style Tool Board.
Available in any dimension.
shown 38"H x 72"W x 30"D
Stor-Trac™ available in any dimension.
shown 48"H



Type NU1

Mobile double-leg configuration with under bench cabinet and Maple Riser.
shown 38"H x 60"W x 30"D



Type NU2

Mobile single-sided cabinet/leg configuration with backstop.
shown 38"H x 60"W x 30"D



Type S

Single-sided cabinet/leg configuration with optional Maple Riser.
Available in any dimension.
shown 35¼"H x 72"W x 30"D



Type STP

Type S Workstation with optional STOR-TRAC™ system with Steel Pegboard. Available in any dimension.
shown 35¼"H x 72"W x 30"D



Type S

Single-sided cabinet/leg configuration with optional Modesty Panel.
Available in any dimension.
shown 35¼"H x 84"W x 30"D



Type D

Double-sided cabinet configuration with optional Maple Riser.
Available in any dimension.
shown 35¼"H x 90"W x 30"D



Type SMP

Type S Workstation with optional Maple Shelves, Maple Riser and Steel Pegboard. Available in any dimension.
shown 35¼"H x 72"W x 30"D

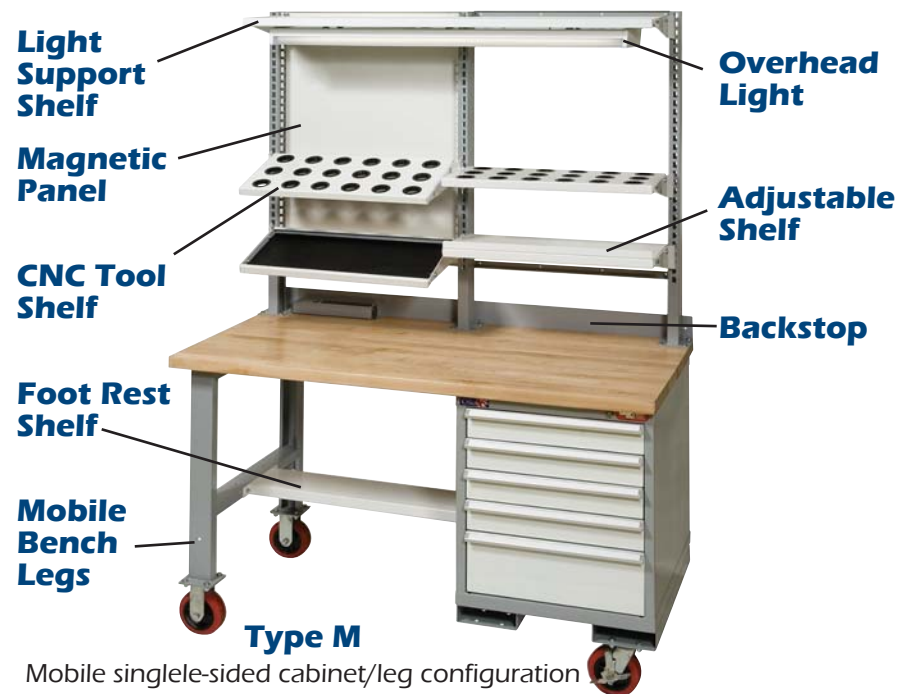


Type H

Workstation with tall Flush doors with double compartments and overhead Flipper door cabinet with underside lighting.
shown 35¼"H x 90"W x 30"D

Workstations Accessories

MAXIMUM storage in MINIMUM space!



Type M
Mobile single-sided cabinet/leg configuration with STOR-TRAC™ system above top. Available in any dimension. shown 38"H x 60"W x 30"D. Stor-Trac™ available in any dimension. shown 48"H



Stainless Steel Top
Use as protective cover and in clean room applications.



Maple Top
Available in any length up to 144".



Retainer Top
Protection for cabinet top and sensitive tools. Includes rubber mat.


Painted Steel Top
Also available.



Maple Riser
Maple Riser shown with optional Backstop. Matches length of Workstation.



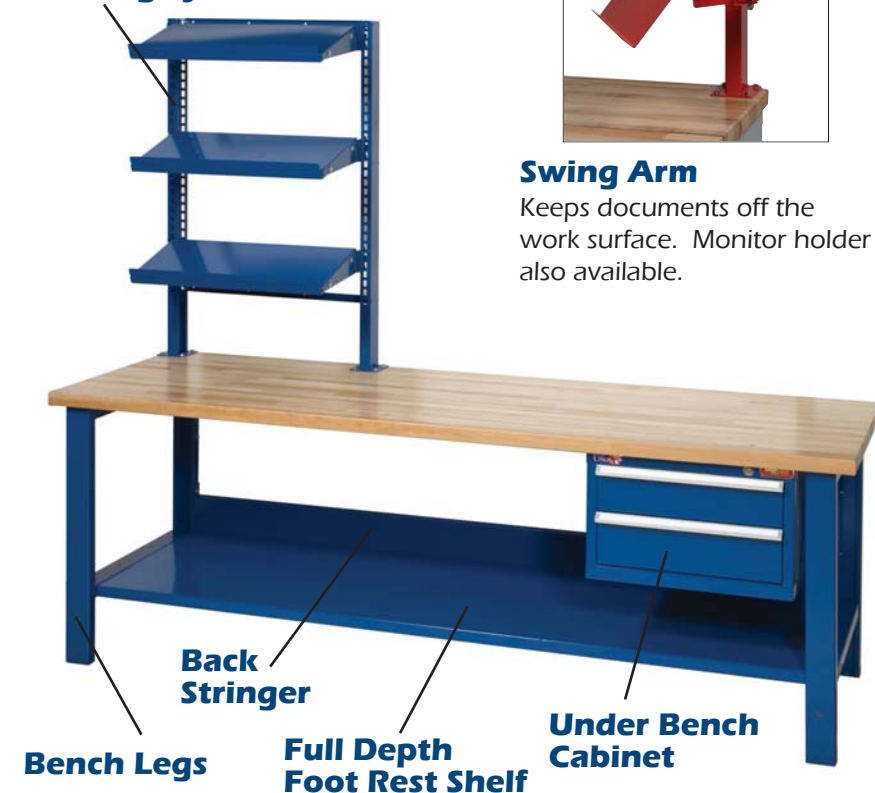
Steel Riser
Steel Riser shown with optional duplex outlets.



Steel Pegboard
Lock hook set available.

Swing Arm
Keeps documents off the work surface. Monitor holder also available.

STOR-TRAC™ Shelving System



STOR-LOC® Solutions

SPECIALTY PRODUCTS to meet specific demands!



Mobile Press Brake Tool Rack 1
Equipped with three shelves and two drawers. 62"H x 46"W x 22"D



Mobile Press Brake Tool Rack 2
Equipped with three shelves and four drawers. 62"H x 73"W x 22"D



Universal Press Brake Tool Caddy
Equipped with eight repositionable shelves for all press break tooling. 62"H x 23"W x 27¾"D



NNW Cabinets
These extra narrow cabinets are perfect for tight spots or when space is at a premium. (20"W x 27¾"D) Available in any height.



Stor-Grind
Organize large grinding discs. Store twenty 18" diameter discs of varying thicknesses. 72"H x 43"W x 22"D



Bin Holder Strip
Attach to STOR-TRAC™ system for small parts accessibility.



Pegboard side for storing additional parts



Use hook set on back of unit to store extra long tools

Stor-[®] Loc

Modular Drawer System

STOR-LOC[®] Solutions

SPECIALTY PRODUCTS to meet specific demands!



Wire-Stor[®]

Organize small wire spools on a shelf or bench top. Accommodates 6–8 spools, up to 12" diameter. 12"H x 36"W x 12"D



Machine Stand

Custom designed stands to support measuring machines and other special applications. Shown 24"H x 23"W x 45"D Available in any size.



STOR-CHEST[®]

Mobile tool box with 7 locking drawers. 61"H x 29¼"W x 21½"D



Spool-Stor[®]

Organize large wire spools. Store two 18" diameter spools and two 24" diameter spools. 96"H x 30"W x 32"D



Stor-Cart[®]

Mobile shop cart designed for quick kitting of tools. Shown with 2 drawers. 42"H x 30"W x 22"D



CNC Stor-Cart[®]

Mobile shop cart designed for quick kitting of tools. Shown with 2 drawers and CNC shelf. 42"H x 30"W x 22"D



Clean-Stor[®]

Built with 304 or 316 stainless steel, for clean-room storage or for wash-down applications. 82"H x 33"W x 30"D



Stor-Loc[®] Truck Box Cabinets

Designed to fit side compartments on service trucks. Custom sizes available. Shown 20"H x 43¼"W x 16¼"D



Stor-Loc[®] Gun Cabinet

Safety and security with the convenience of full view locking drawers. 48"H x 43¼"W x 27¾"D



Lock In/Lock Out Latch

Locks individual drawers into position, either closed or fully extended. Recommended for truck and van storage.



Individual Drawer Locks

Individual locks when added security is needed.



Stor-Loc[®] SM1

Standard-wide mobile cabinet with 7 drawers and retainer top. 45"H x 30"W x 28"D



Computer Cabinet

Secures computer hardware while protecting it from dust and chips. Includes roll-away keyboard drawer, roll-out printer shelf and ventilating fan with filter. 62"H x 30"W x 30"D



Super-Wide Drawers

For special applications. 84"W x 30"D shown



Service counter in automotive repair shop



Farm shop cabinets for tools and parts



In-plant maintenance storeroom



Inventory storage in automotive repair shop

Colors

Choose from 12 attractive colors, all with a durable powder-coat finish, or ask for a complete color chart to choose from additional colors, all at no additional cost to you.

	Gloss Black		Pumpkin
	Cool White		AG Yellow
	Light Gray		AG Green
	Charcoal Gray		Shade Green
	Case Red		Dark Blue
	Red		Alpine Blue

Optional ESD powder coating available at additional charge. All colors available in gloss or sand texture. Color selection subject to availability. Color appearance may vary. Call to request a paint sample for most accurate selection.

**THE BEST
TOOL CABINET
YOU'LL EVER BUY**

**GUARANTEED FOR
55 YEARS**

**100% MADE IN THE USA
IN EVERY WAY!**



STOR-LOC
Modular Drawer System
Division of Ryan Metal Products

880 N. Washington Avenue
Kankakee, IL 60901

Toll Free Phone: (800) STORLOC
(800) 786-7562

Toll Free Fax: (800) 315-8769

Phone: (815) 936-0700
Fax: (815) 936-0767
E-mail: sales@storloc.com
www: storloc.com

