

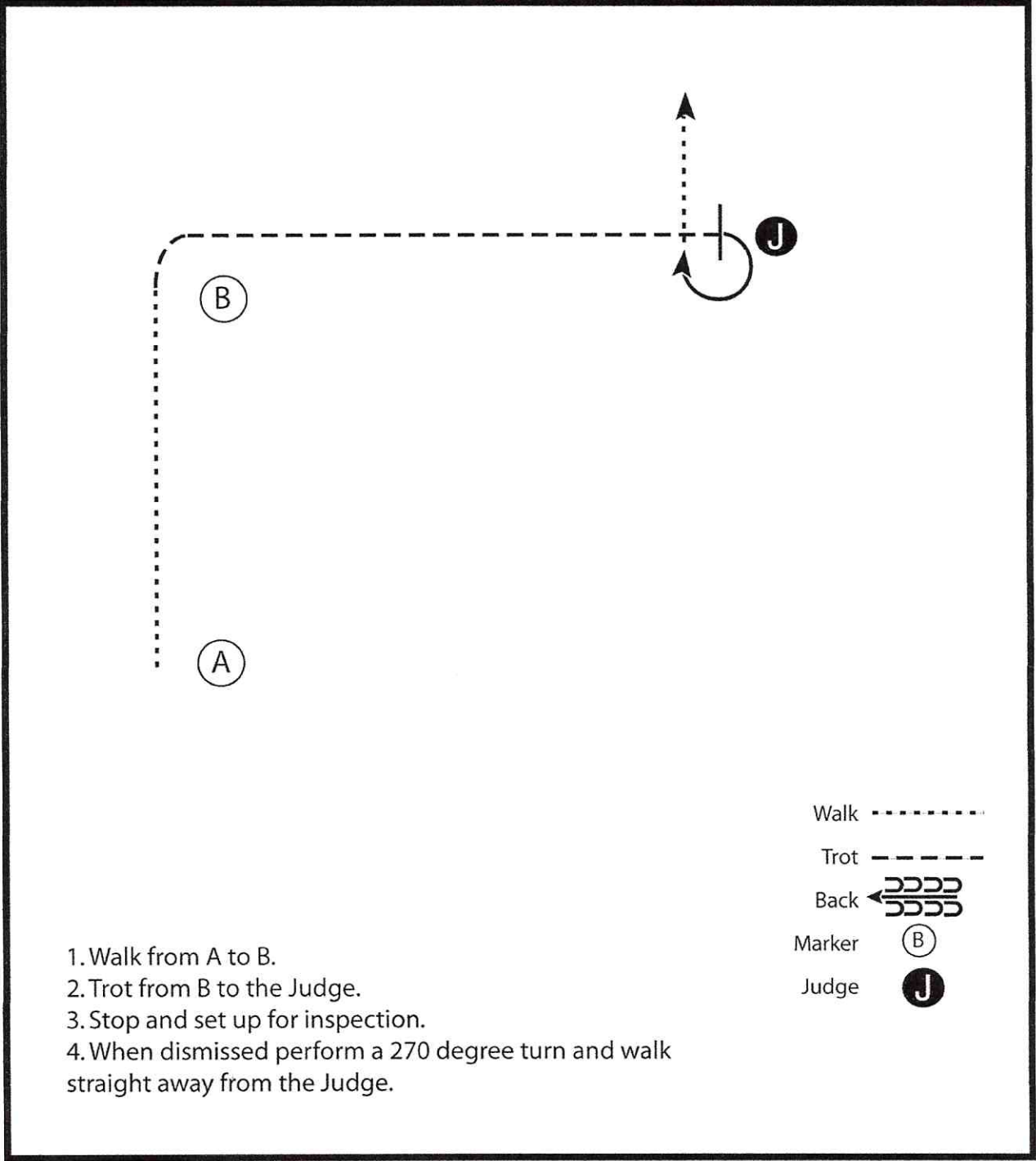
STHSS

Showmanship (WALK TROT) 10 & UNDER

Show Date: 05-15-2021

www.HorseShowPatterns.com

www.HorseShowPatterns.com



1. Walk from A to B.
2. Trot from B to the Judge.
3. Stop and set up for inspection.
4. When dismissed perform a 270 degree turn and walk straight away from the Judge.

Walk
Trot - - - - -
Back ←
Marker (B)
Judge (J)

[S/WT-2]

Pattern Provided by:
Carol Andersen

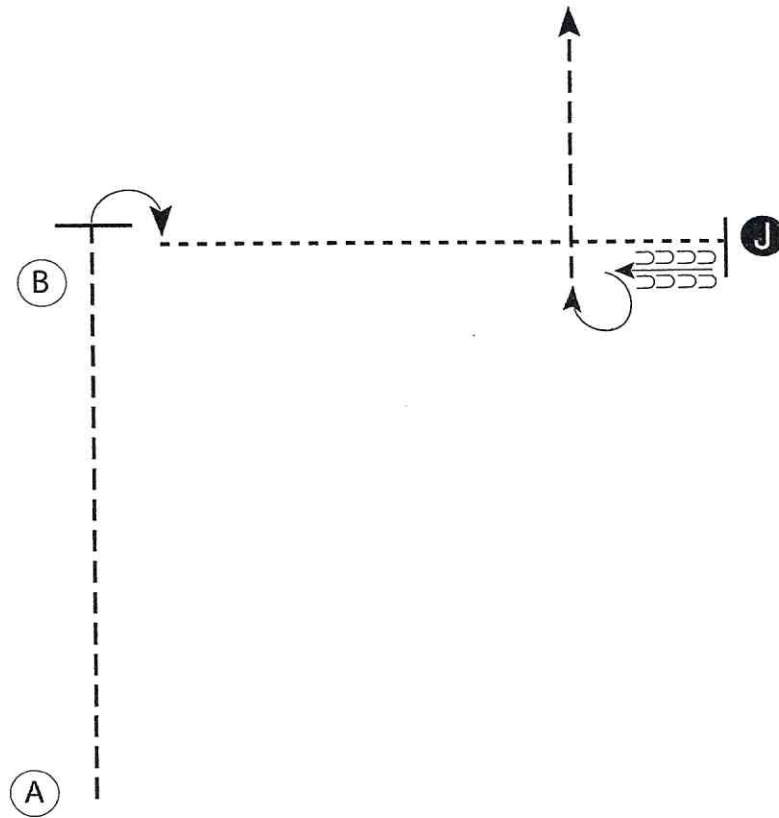
STHSS

SHOWMANSHIP (All Age) WT & LOPE

Show Date: 05-15-2021

www.HorseShowPatterns.com

www.HorseShowPatterns.com



1. Begin at A. Trot from A past B
2. Stop and perform a 90 degree turn
3. Walk to the Judge, stop and set up for inspection
4. When dismissed back one horse length and perform a 270 degree turn
5. Trot to the line-up

Walk	-----
Trot	- - - - -
Back	←
Marker	⊙ B
Judge	● J

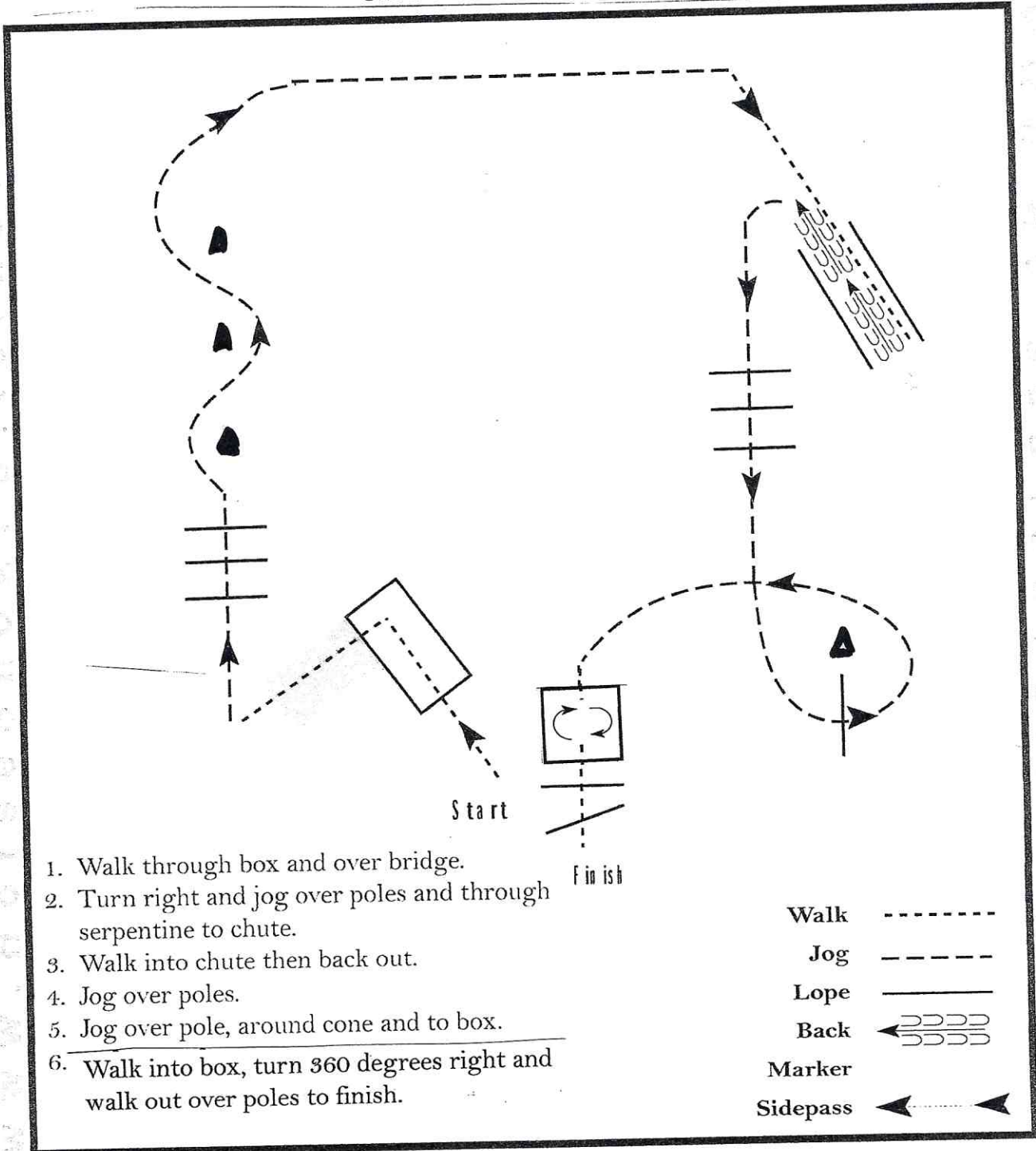
[S/1-14]

Pattern Provided by:
Carol Andersen

STHSS

Trail (ALL) *w/h*

Show Date: 05-15-2021



[T/WT-42]

Pattern Provided by:
Carol Andersen

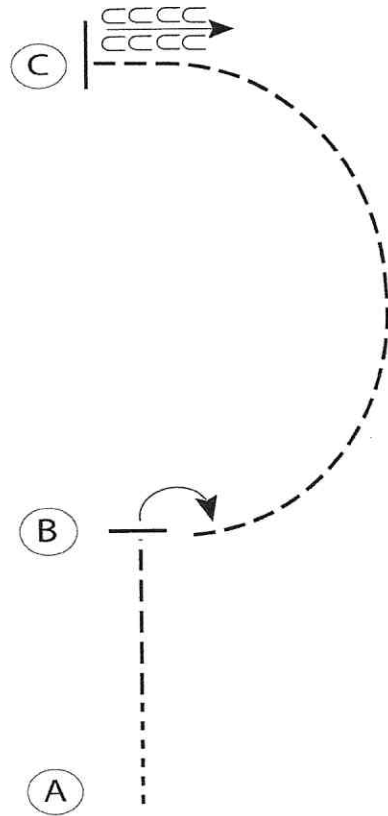
STHSS

WALK TROT HORSEMANSHIP (ALL WALK TROT)

Show Date: 05-15-2021

www.HorseShowPatterns.com

www.HorseShowPatterns.com



1. Be ready at A
2. Walk four steps from A.
3. Jog to B and stop.
4. Perform a 90 degree turn to the right on the hindquarters.
5. Jog a half circle to C.
6. At C stop and back four steps.

Walk	-----
Jog	- - - - -
Extended Jog	-----
Lope	—————
Leg Yield	
Lead Change	— / —
Back	← C C C C
Marker	(B)
Sidepass	←-----→

[WH/WT-16]

Pattern Provided by:

Carol Andersen

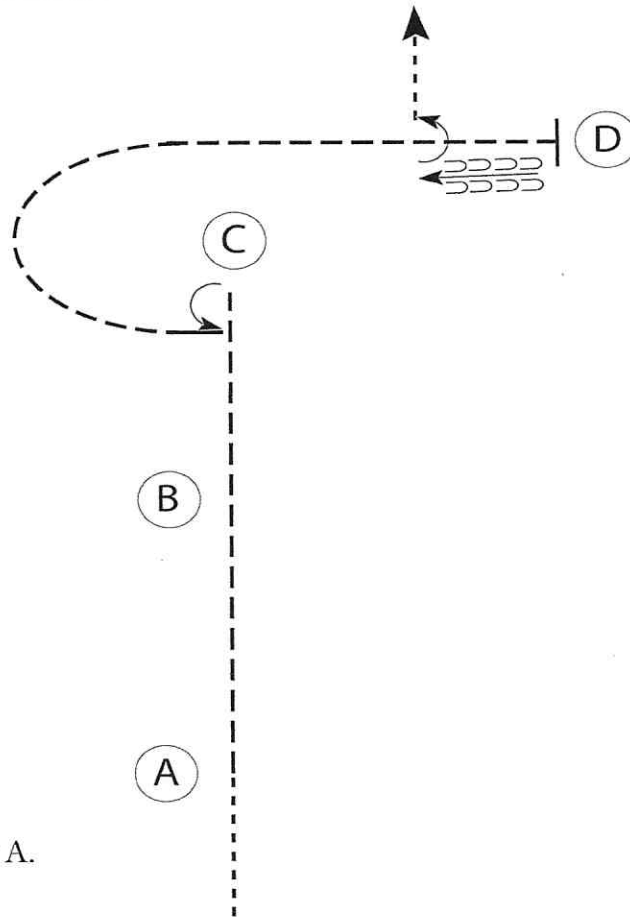
Bonus Buckle STHSS

WALK TROT HORSEMANSHIP (WALK TROT)

Show Date: 05-15-2021

www.HorseShowPatterns.com

www.HorseShowPatterns.com



Be ready before marker A.

1. Walk to A.
2. Jog to C.
3. Execute a 1/4 turn to the left at C.
4. Jog to D.
5. Stop at D and back approximately one horse length.
6. Execute a 1/4 turn to the left.
7. Walk to exit.

Follow the instructions of your ring steward.

Walk	-----
Jog	- - - - -
Extended Jog	- - - - -
Lope	—————
Leg Yield	
Lead Change	— / —
Back	←←← ←←←
Marker	(B)
Sidepass	←-----←

[WH/WT-69]

Pattern Provided by:
Carol Andersen

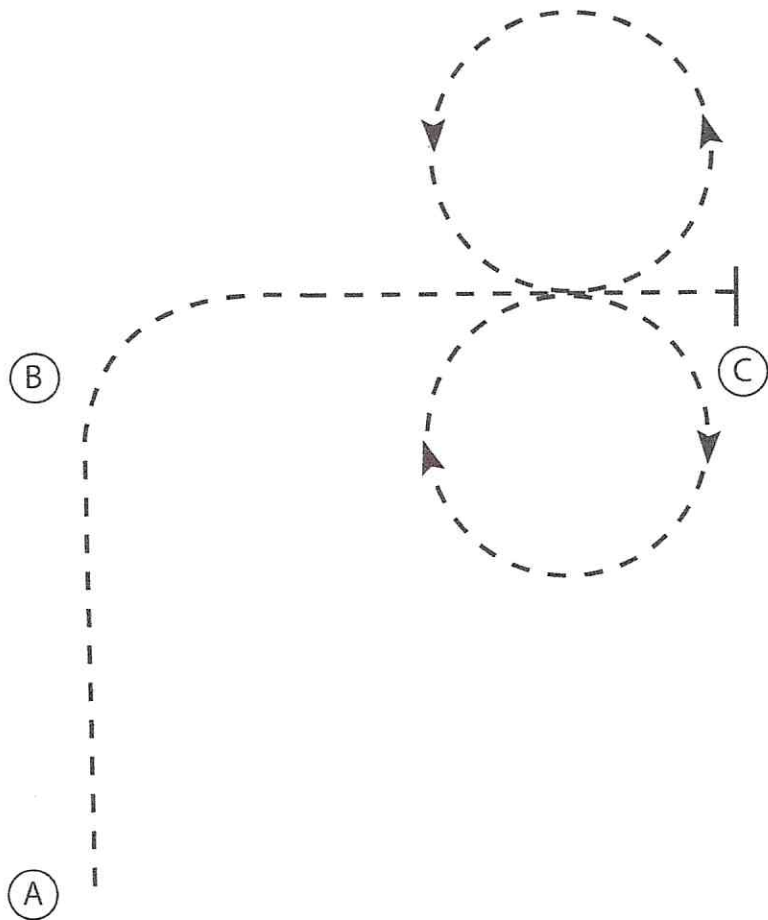
STHSS

Hunt Seat Equitation (Walk Trot)

Show Date: 05-15-2021

w w w . H o r s e S h o w P a t t e r n s . c o m

w w w . H o r s e S h o w P a t t e r n s . c o m



1. Sitting trot A to B
2. At B posting trot towards C
3. Before C posting trot circle to the right followed by a posting trot circle to the left, continue to C
4. Stop at C

Walk
Trot	-----
Extended Trot	-----
Canter	—————
Leg Yield	
Lead Change	↘↙
Back	←←← ←←←
Marker	(B)
Sidepass	←---←

[HSE/WT-7]

Pattern Provided by:
Carol Andersen