

Dimensions

SL-4150

LED High Intensity Shop Light

The Lyra Lights LED fixture is an industrial-grade light output device which immediately illuminates any work space with constant bright light. The clarity of light is far superior to tube lights in both strength and consistency. The Lyra Lights LED fixture offers exceptional performance at a much higher efficiency.

FEATURES:

- Energy efficient
- Uniform coherent lighting
- 5x as bright as traditional fluorescent lights
- No harmful metals like those found in fluorescent bulbs, such as Mercury (Hg) gas
- No occupational hazards in the form of broken bulbs
- Easy to install; low maintenance and long life

GENERAL SPECIFICATIONS:

MODEL	WATTS	VOLTS	LUMENS	COLOR TEMP
SL-4150	150W	110V	30,000LM*	6000K
8' Tube Light	120W	110V	6,000LM*	5000K

CONSTRUCTION:

- Lyra Lights SL Series' simple yet sturdy steel construction allows them to fit multiple environments with ease and be used for numerous applications.

ELECTRICAL SPECIFICATIONS:

Power Consumption	150W*
Voltage	110V
Lumens	30,000LM*
Color Temperature	6000K Cool White
Ambient Temperature	-10°F~120°F (-23°C~48°C)
Power Efficiency	90%*
Housing	Steel, powder coating

FINISH:

- All metal parts are powdercoated with special epoxy durable paint to provide protection from oxidation and normal wear and tear.

ELECTRONICS:

- All LED boards and power supplies are designed and assembled in the United States and tested thoroughly to ensure excellent performance and quality.

*** Refers to "up to"

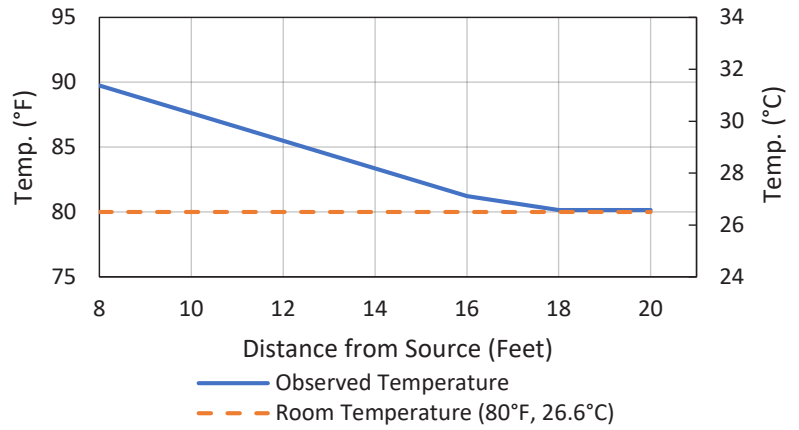
PERFORMANCE SPECIFICATIONS:

The Lyra Lights LED light fixture performance was tested over a time period of 24 hours, with data being recorded at 1-hour increments. The ambient room temperature was 80°F with an average deviation of ±1°F. Brightness, power consumption, and operating temperature are all shown below and compared to a traditional fluorescent T12 light fixture of equivalent size.

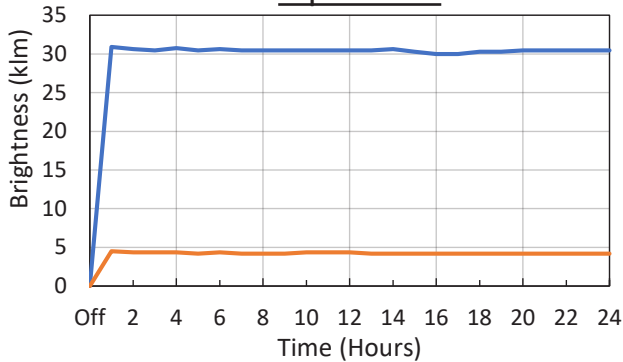
Expected Lifespan	
LED Lifespan	60,000+ Hours (6+ years)*
LED Expected Output after 50,000 Hours	>90%

Mechanical Specifications	
L x W x H	48.0" x 6.0" x 4.0"

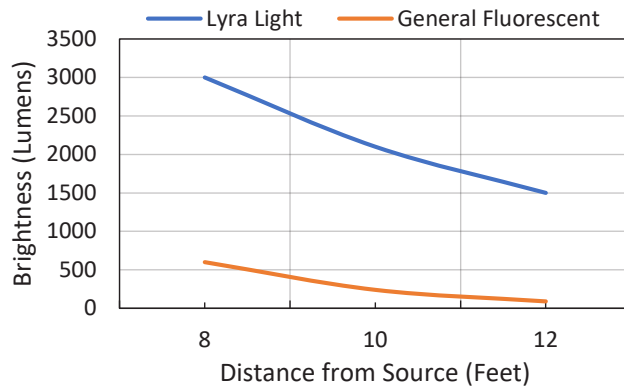
Temperature Rating



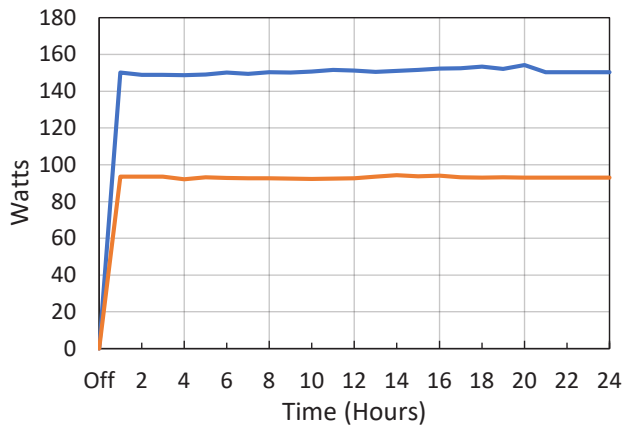
SL-4150 vs. 120W Fluorescent Equivalent



Brightness vs Distance



Power Consumption



SL-4150 Current Draw

