

Sustainable Coils LLC

Replacement Coil Solutions!

Carrier/Bryant/ICP F-series Air Handler replacement coils

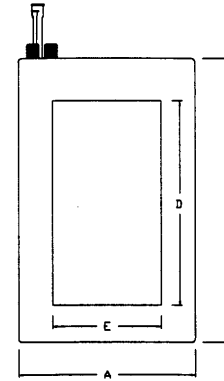

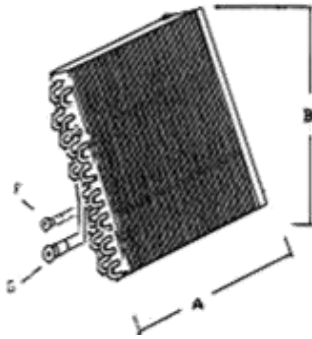
Revision Date: 09/01/2022

SLOPE MODEL	COIL WEIGHT	Face Area	Rows	G	B	F	G
318S2430	20	2.23 sq ft	3	21"	18"	3/8	3/4
324S3036	26	2.97 sq ft	3	21"	24"	3/8	3/4
328S3642	30	3.46 sq ft	3	21"	28"	3/8	7/8

** Denotes limited stock item, please contact factory for availability

All slope coils have the following characteristics in common:

- Pre-punched brackets to accept coil support columns
- Pre-installed side block off baffles for proper fit
- Pre-installed coil top seal
- Line sets positioned to fit access panel location



A-coil pictured above for dimensional use only and does not accurately depict liquid and suction line location.

"A" MODEL	COIL WEIGHT	A	B	C	D	E	F	G	H
*314A2430	36	15 3/4	20 5/8	14 1/2	16	9 3/4	3/8	3/4	3/4
*318A4248	40	19 1/4	20 5/8	18 1/2	16	13 1/4	3/8	7/8	3/4
*324A4860	49	19 1/4	20 5/8	24 1/2	16	13 1/4	3/8	7/8	3/4
*324A4860W	52	22 3/4	20 5/8	24 1/2	16	16 1/4	3/8	7/8	3/4
424A60+2X (+4X)	58	22 3/4	20 5/8	24 1/2	16 1/2	14 1/4	3/8	7/8	3/4

*A-coil top baffle sized to accept horizontal top seal from replaced coil

Metal drain pan coated for rust protection; drains match air handler access panel location

Drain pan equipped with coil brackets for proper mounting

3/8" O.D., CU-122 60 helical copper tube, .016 back wall

2,500 PSI burst pressure minimum

All coils utilize aluminum end plates for rust reduction

All coils maintain proper Internal Refrigerant Volumes for heat pump compatibility

All suction and liquid lines positioned to air handler access panel location

Line sets pre-swaged, coils shipped with dry nitrogen holding charge

Five year replacement warranty

For printable line art and cross reference utilization chart PDF please visit our website at

www.SustainableCoils.com.

Telephone: (903) 881-6006

Fax: (903) 881-6008

email: sales@sustainablecoils.com