

親愛的家長們好，

以下是您們孩子的中文作業：

1. 在你們的作業本上寫一寫今天學的生字山”(寫四行，拼音一行)

2. 画一画你最喜欢的动物。

3. 去quizlet 讀一讀今天學的生詞

<https://quizlet.com/21073056/living-mandarin-k1111-flash-cards/>

<https://quizlet.com/30025249/living-mandarin-k1111-animals-only-flash-cards/>

請麻煩家長們把您們孩子的作業拍照發送到我的電子郵箱。謝謝！

附上今天上課學的拼音和歌曲鏈接。

<https://www.youtube.com/watch?v=TXZN6CW2r7c>

<https://www.youtube.com/watch?v=eufliVWa8GA&t=148s>

<https://www.youtube.com/watch?v=en9BMhzGR0s>

如果您們有任何問題，可以隨時聯繫我。謝謝！

江老師敬上



Dear Parents and Guardians,

The following below is your child's Chinese HW :

1. Write the character “山” four lines on your Chinese HW book

2. Draw your favorite animal and write down it's word in Chinese

2. Go to the quizlet to read aloud the words we learned today.

<https://quizlet.com/21073056/living-mandarin-k1111-flash-cards/>

<https://quizlet.com/30025249/living-mandarin-k1111-animals-only-flash-cards/>

Parents please take pictures or scan your child/children's work and send it to me.

Attached is the class ppt I used today.

Also attached the link of pinyin

[pinyin .pptx](#)

and Chinese song we have learned today.

Two tigers: <https://www.youtube.com/watch?v=TXZN6CW2r7c>

Pinyin a,o,e <https://www.youtube.com/watch?v=eufIiVWa8GA&t=148s>

Pinyin Tones song: <https://www.youtube.com/watch?v=en9BMhzGR0s>

If you have any questions, please feel free to contact me. Thank you!

Best regards,

Ms.Jiang

拼音 PINYIN



B



[HTTPS://WWW.YOUTUBE.COM/WATCH?V=R0PU0S09-JE](https://www.youtube.com/watch?v=r0pU0S09-JE)

声调歌



[HTTPS://WWW.YOUTUBE.COM/WATCH?V=EUFLVWA8GA&T=148S](https://www.youtube.com/watch?v=EUFLVWA8GA&t=148s)




韵母表

a Aa 啊


o Oo 喔


e Ee 鹅


i Ii 衣


u Uu 乌


ü Uü 鱼


ai Ai 矮


ei Ei 诶


ui Uui 围


ao Ao 袄


ou Ou 鸥


iu Iiu 邮


ie Ie 椰


üe Üe 月


er Er 耳


an An 安


en En 摁


in In 印


un Un 蚊


ün Ün 云


ang Ang 羊


eng Eng 蜂


ing Ing 鹰


ong Ong 钟




韵母



圆圆脸蛋，羊角辫，
张大嘴巴，aaa

ā á ǎ à


韵母




韵 母

A diagram illustrating the mouth shape for the vowel 'o'. On the left is a photograph of an open mouth with rounded lips. On the right is a large black 'o' character positioned between the second and third dashed lines of a four-line grid. Below the mouth photo is the text '圆圆的嘴巴' and 'ooo'.

ō ó ǒ ò



韵母



ē é ě è



韵母




小蚂蚁
iii

ī í ǎ ì






韵母



ū ú ǔ ù

韵母



小金鱼
üüü

ū ú ŭ ù

声母表

<p>b Bb 播</p> 	<p>p Pp 泼</p> 	<p>m Mm 摸</p> 	<p>f Ff 佛</p> 	<p>d Dd 得</p> 	<p>t Tt 特</p> 
<p>n Nn 讷</p> 	<p>l Ll 勒</p> 	<p>g Gg 鸽</p> 	<p>k Kk 蝌</p> 	<p>h Hh 喝</p> 	<p>j Jj 鸡</p> 
<p>q Qq 气</p> 	<p>x Xx 西</p> 	<p>zh zh 织</p> 	<p>ch ch 吃</p> 	<p>sh sh 狮</p> 	<p>r Rr 日</p> 
<p>z Zz 字</p> 	<p>c Cc 刺</p> 	<p>s Ss 丝</p> 	<p>y Yy 医</p> 	<p>w Ww 屋</p> 	<p>整体认读音节</p> <p>zhi 织 chi 吃 shi 狮 ri 日</p> <p>zi 字 ci 刺 si 丝 yi 医</p> <p>wu 屋 yu 雨 ye 叶 yue 月</p> <p>yun 云 yin 印 yun 云 ying 影</p>

a

m

e

o

i

u





—SOMEONE FAMOUS

Review



天上有什么呢？



yuè liàng
月亮



xīng xīng
星星



Tài yáng
太阳



請聽老師說 - 並貼上貼紙 - Listen and place the stickers.

月



日



Maze of "月"



開始
Start




(文化故事：嫦娥奔月)


Go to your textbook
Page 32


Go to your textbook
Page 33

	1 st tone	2 nd tone	3 rd tone	4 th tone
Tones	—	/	∨	\
口				
日				
月				
八				
九				



Lesson 11: 山





shān shàng yǒu lǎo hǔ
一 二 三 四 五 ， 山 上 有 老 虎 。

lǎo hǔ yǒu jǐ zhī
老 虎 有 几 只 ？ 一 二 三 四 五 。







四



一






三

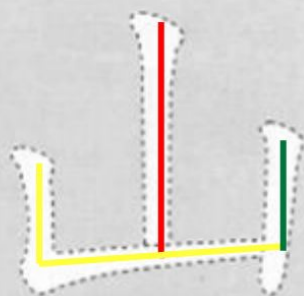
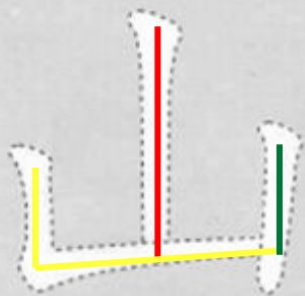
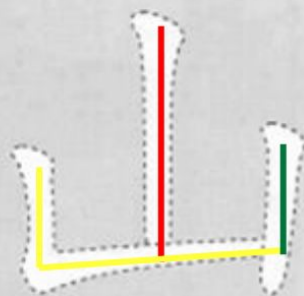
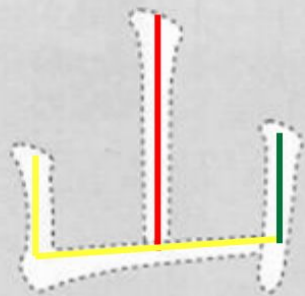


<https://www.youtube.com/watch?v=w6YbSxMhsQ0>




-Get Funky
Get Funky and Musical Fun
by The Learning Station







山 → 山 → 山



Q: 老虎有幾隻？

A: 老虎有五隻。



WELCOME

to Animal Kingdom



dà xiàng

大象



lǎo hǔ
老虎



dà xióng
大熊



mǎ

馬



shī zǐ

獅子




é
我鵞



shé

蛇



zhū

豬








Q: 動物園裡有**大象**嗎？

A: 有/沒有。

Who am I






dà xiàng

大象




é

我鵞




lǎo hǔ

老虎



mǎ

馬




shé

蛇



shī zǐ

獅子



zhū

豬



念一念 貼一貼 Read and place the stickers.




Color stickers

- 1 山上有老虎。山上有……
 獅 馬 豬
- 2 大熊、獅子、馬、大象、豬、蛇。






畫一畫 貼一貼 Color and place the stickers.



<https://www.youtube.com/watch?v=rshE1d2RrPg>



Hw:

1. Write the character “山” four lines on your notebook

2. Draw your favorite animal and write the word in Chinese.



3. Go to Quizlet to Read aloud the words to your parents

<https://quizlet.com/21073056/living-mandarin-k1111-flash-cards/>

<https://quizlet.com/30025249/living-mandarin-k1111-animals-only-flash-cards/>

4. Watch Pinyin a,o,e video

<https://www.youtube.com/watch?v=eufliVWa8GA&t=148s>



BYE!



See you next week!



<https://www.youtube.com/watch?v=gs0QRMiYwF0>

