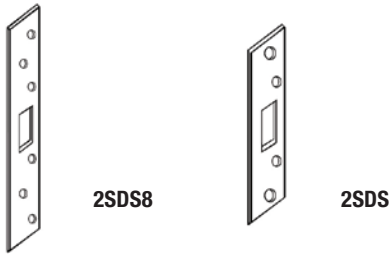


DEADBOLT SECURITY STRIKE, "T" STRIKE & DOOR HARDWARE


DEADBOLT SECURITY STRIKES



- Supplied with 3" screws to penetrate frame studs for additional strike strength
- Constructed of 13 gauge steel

MFG #	FINISH	SIZE	EZ 3
2SDS SL	Silver Coated	4-7/8" x 1-1/4"	051364
2SDS8 B	Brass Plated	8" x 1-3/8"	100382
2SDS8SL	Silver Plated	8" x 1-3/8"	003230

"T" STRIKE

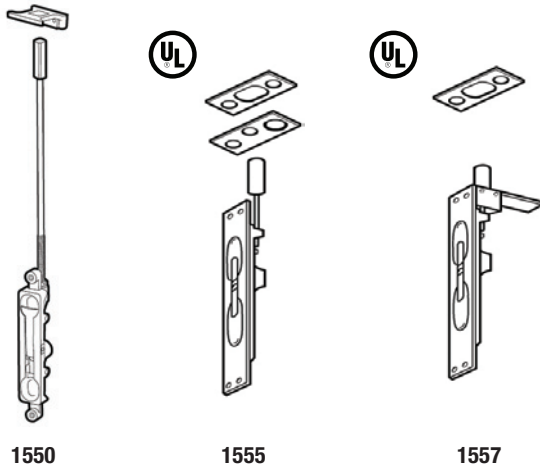


- Constructed of 18 gauge material

MFG #	FINISH	SIZE	EZ #
9234 630	Satin Stainless	2-3/4" x 1-1/8"	100777

DOOR HARDWARE

D



1550: ALUMINUM DOOR FLUSH BOLT

- 1/8" offset
- Radius end

1555: METAL FLUSH BOLT

- Fits ANSI door & frame prep
- 3/4" bolt throw, 3/4" rod backset
- 12" rod length, 1-1/2" adjustable bolt head
- Metal doors faceplate: 1" x 6-3/4", strike: 15/16" x 2-1/4", guide: 1" x 2"

1557: WOOD FLUSH BOLT

- Wood door faceplate: 1" x 6-3/4", strike: 15/16" x 2-1/4"
- 3/4" bolt throw, 3/4" backset
- Door strength maintained by corner reinforcement plate

1603: DOOR FLIP GUARD

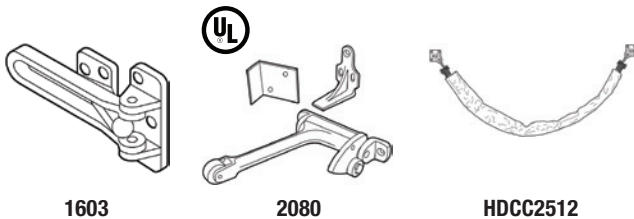
- Ball bearing design secures flip guard to lock door from interior for additional security

2080: GRAVITY DOOR COORDINATOR

- Drop arm type gravity door coordinator
- Adjustable
- Field reversible
- Brass

HDCC2512: HEAVY DUTY CRASH CHAIN

- Heavy duty steel chain prevents door from opening wide when caught by high winds



MFG #	FINISH	SIZE	EZ #
1550DU	Duro	15/16" x 4-1/4"	081812
1550SL	Silver Coated	15/16" x 4-1/4"	081811
1555 626	Satin Chrome	1" x 6-3/4"	074790
1557 626	Satin Chrome	1" x 6-3/4"	081700
1603 605	Polished Brass	—	100387
2080 626	Satin Chrome	—	074976
HDCC2512	Gray	25-1/2"	077853

MISCELLANEOUS

STOP KICK DOWN, WIND CHAIN STOP, CYLINDRICAL LOCK, KNOB & LEVER GUARD

STOP KICK DOWN



- Zinc cast door stop finished in chrome
- Size 4-3/4" from pivot point
- Furnished with rubber tip

MFG #	EZ #
17C 26D	035148

WIND CHAIN STOP



- Heavy-duty steel welded chain
- Two compression coil springs
- Zinc die-cast mounting brackets
- Grey vinyl cover
- Finish: zinc plated
- Length: 25-1/2"

MFG #	EZ #
CF3560	036914

GRADE 2 PLUS CYLINDRICAL INTERCHANGEABLE (I/C) CORE LOCK

 MARKS USA

BHMA
CERTIFIED
GRADE 2



- Knobs: 2-1/4" diameter
- Roses: Adjustable both sides, steel reinforced 2-3/4" diameter
- 2-3/4" T strike
- Door thickness: 1-1/4" to 1-7/8"
- Stocked less small format I/C Core
- cUL listed
- ANSI A156.2

MFG #	FUNCTION	KNOB	LATCH	EZ #
110RAB32D	Entrance	Round	Standard	038531

KNOB & LEVER GUARD



- Designed to prevent "wrenching" of knobs & levers
- Made of aircraft aluminum and powder coated for long life
- Built in handle allows the door to easily be opened

MFG #	FOR	EZ #
KG1S	Knob	076590
LV1S	Lever	076589

M