



Quality Wholesale Window Coverings  
Contract • Hospitality • Residential

# Drapery Hardware Order Form

61 Mattatuck Heights Road, Waterbury, CT 06705 [www.porterpreston.com](http://www.porterpreston.com)  
Ph 866-753-1113 Fx 203-597-8828  
e-mail: customerservice@porterpreston.com

Acct #: \_\_\_\_\_ PO #: \_\_\_\_\_ Sidemark: \_\_\_\_\_

Bill To: \_\_\_\_\_ Ship To: \_\_\_\_\_

\_\_\_\_\_ (if different) \_\_\_\_\_

\_\_\_\_\_

Purchaser: \_\_\_\_\_ Fax #: \_\_\_\_\_

## WARNING



Cords on window covering products present a potential strangulation hazard.



For child safety, consider cordless alternatives or products with inaccessible cords.

SAFLAB-3 04/2013

ANSI/WCMA 5.1.4

## ADVERTENCIA



Las cuerdas y cadenas y persianas presentan un peligro de estrangulación.



Para la seguridad de los niños, considere alternativas sin cuerdas o productos con cuerdas y cadenas inaccesibles.

SAFLAB-3 04/2013

ANSI/WCMA 5.1.4

Product: (select one):  Kirsch  The Finial Company  Paris Texas  Components  Orion  Select

Qty.	Unit	Part Number	Finish	Description
1				
2				
3				
4				
5				
6				
7				
8				



## Estate™ 1<sup>3</sup>/<sub>8</sub> inch & 2 inch Decorative Traverse Rods Order Form

ORDER DATE

ACCOUNT #

P.O. #

SIDEMARK

### Account Information

COMPANY NAME

CONTACT FULL NAME

EMAIL

PHONE

SHIP TO/ATTENTION

ADDRESS

CITY

STATE

ZIP

### Drop Ship Address (if different from above)

NAME OR COMPANY

PHONE

ADDRESS

CITY

STATE

ZIP

### Ordering Guidelines

- **Use this order form for detailed instructions**
- **Maximum** assembled set width is 16 feet
- **Minimum** assembled set width is 18 inches
- Designer Metals™ Estate™ Traverse Rods over 8 feet will be spliced.  
Add price of keystone(s) to order amount to cover splices. See pages 101-103 of price guide
- Other Estate™ Traverse Rods can be spliced upon request
- Assembled sets do not come with finials and must be purchased separately
- Finials may be selected from the 1<sup>3</sup>/<sub>8</sub> inch or 2 inch Buckingham®, Designer Metals™ or Wood Trends™ Collections
- For pleated or Ripplefold™ draperies only
- Set includes 4 rings/slides per foot – for additional rings/slides see price guide
- Any additional rings/slides must be ordered at time of purchase for an additional cost
- For mounting options, see page 93-94 in the price guide
- **Rod manufactured to specific width dimensions cannot be cut down after produced**

Please fax your order to Porter Preston at 203-797-8828 or send an email to us at [customerservice@porterpreston.com](mailto:customerservice@porterpreston.com)

# Estate™ 1 3/8 inch & 2 inch Decorative Traverse Rods Order Form

ORDER DATE

ACCOUNT #

P.O. #

SIDEMARK

## 1. Order Specifications

	"	"			
ORDER QTY	PRODUCT NUMBER	LENGTH (inches) <i>(18 inch minimum   16 foot maximum)</i>			
<b>Draw Preference</b>		<b>Control Location</b>	<b>Ripplefold™ Fullness</b>	<b>Return Size</b>	<b>Total Pricing</b> <i>(Be sure to add price of keystones if requested)</i>
ONE-WAY DRAW   STACK LEFT		LEFT      RIGHT	120%      100%	3 1/2"	\$
ONE-WAY DRAW   STACK RIGHT			80%      60%	4 1/2"	TOTAL ROD COST
TWO-WAY DRAW		<b>Cord Length</b>		6 1/2"	\$
		" CORD LENGTH (inches) <i>(standard is 8 feet)</i>	<b>Mount Style</b>	<b>Extra Parts</b>	TOTAL COMPONENT COST
<b>Control Type</b>		<b>Drapery/Master Carrier Style</b>	WALL MOUNT	____ RINGS	\$
CORD	HAND	BATON	CEILING MOUNT	____ SLIDES	TOTAL COST
BRIZA™ MOTORIZATION		RIPPLEFOLD™   OVERLAP		____ BRACKETS	
BRIZA™ MOTORIZATION WITH NEO SMART CONTROLLER		RIPPLEFOLD™   BUTT MASTER		____ KEYSTONES	
BRIZA™ MOTORIZATION WITH SOMFY® MOTOR ADAPTER		PLEATED   OVERLAP			
					<i>Keystone color</i>

## Splicing Instructions

If a splice is preferred on your Estate™ Traverse Rod, indicate location on splice instructions below.

**Please note that Designer Metals™ Rods over 8 feet are automatically spliced in the center unless instructions are given below.**

---



---



---



---

## Coordinating Accessories

Please be sure to order all accessories needed including remote controls for Briza™ Motorized Estate™ Traverse Rods.

ORDER QTY	PRODUCT NUMBER	\$	ORDER QTY	PRODUCT NUMBER	\$
		PART COST			PART COST
ORDER QTY	PRODUCT NUMBER	\$	ORDER QTY	PRODUCT NUMBER	\$
		PART COST			PART COST
ORDER QTY	PRODUCT NUMBER	\$	ORDER QTY	PRODUCT NUMBER	\$
		PART COST			PART COST

Please fax your order to Porter Preston at 203-797-8828 or send an email to us at customerservice@porterpreston.com

# K-Rail and Architrac<sup>®</sup> Order Form

ORDER DATE      ACCOUNT #      P.O. #      SIDEMARK

## Account Information

COMPANY NAME

CONTACT FULL NAME

EMAIL

PHONE

SHIP TO/ATTENTION

ADDRESS

CITY

STATE

ZIP

## Drop Ship Address (if different from above)

NAME OR COMPANY

PHONE

ADDRESS

CITY

STATE

ZIP

## Order Specifications

ORDER QTY	PRODUCT NUMBER	LENGTH (inches)

### Draw Preference

- ONE-WAY DRAW | STACK LEFT
- ONE-WAY DRAW | STACK RIGHT
- TWO-WAY DRAW

### Control Type

- CORD
- HAND
- BATON

**Briza™ Motorization for Architrac® Series 94001 only.**  
Max track length 20 ft.

- BRIZA™ MOTORIZATION
- BRIZA™ MOTORIZATION WITH NEO SMART CONTROLLER
- BRIZA™ MOTORIZATION WITH SOMFY® MOTOR ADAPTER

### Control Location

- LEFT
- RIGHT

### Cord Length

\_\_\_" CORD LENGTH (inches)  
(standard is 8 feet)

### Drapery/Master Carrier Style

- RIPPLEFOLD™ | OVERLAP
- RIPPLEFOLD™ | BUTT MASTER
- PLEATED | OVERLAP
- PLEATED | THROUGH FABRIC
- PLEATED | OVER THE TOP
- CUBICLE

### Ripplefold™ Fullness

- 120%
- 100%
- 80%
- 60%

### Mount Style

- WALL MOUNT
- CEILING MOUNT

### Return Size

- 3½"
- 6"
- OTHER \_\_\_" (inches)

### Extra Parts

\_\_\_ SLIDES  
\_\_\_ BRACKETS

### Bend Style

Please see reverse side for bend styles.  
Architrac® Only.

### Track Only

Select the option below if you only need a track with no components.

- TRACK ONLY - NO COMPONENTS

### Splicing

Rods over 8 ft can be spliced. Please note splice instructions.

\_\_\_\_\_  
\_\_\_\_\_  
\_\_\_\_\_  
\_\_\_\_\_

### Total Pricing

(totals from both sides)

\$ \_\_\_\_\_  
TOTAL ROD COST

\$ \_\_\_\_\_  
TOTAL COMPONENT COST

\$ \_\_\_\_\_  
TOTAL COST

\* Bend/Curve Fee: Any bent or curve will have a flat fee of \$25 per track.

# K-Rail and Architrac<sup>®</sup> Order Form

ORDER DATE \_\_\_\_\_

ACCOUNT # \_\_\_\_\_

P.O. # \_\_\_\_\_

SIDEMARK \_\_\_\_\_

## IMPORTANT: Please Read Before Placing Order

### How to Order

- Dimensions are shown from top view of rod
- Illustrations are of various wall designs
- Select the design that fits your room
- Provide all the measurements requested
- Indicate degree measurements of all angles (Angle measuring protractor, order 23573C21)
- All Briza<sup>™</sup> Motorized tracks and Briza<sup>™</sup> Motorized with Somfy<sup>®</sup> adapter tracks cannot be bent or curved.

### ALL ORDERS MUST INCLUDE RETURNS, EXCEPT STYLE 4: CORNER, WITH A 90° BEND

- The definition of return is the distance from the wall to the front side of the rod
- On double rod sets, provide return measurements for both rods

### Custom Styles

For all styles you must provide a drawing with necessary measurements plus a full size pattern of the wall area to which the rod is to be mounted. Be sure to locate each end of the rod on your pattern. Give style track and set number. Unless stated, measurements given are wall measurements and the factory will make allowances.

## Order Specifications

### Bend Style

*Architrac<sup>®</sup> Only*

- STYLE 1: RECESS
- STYLE 2: BOW
- STYLE 3: BAY
- STYLE 4: CORNER
- STYLE 5: CURVED

### Cubicle Bend Style

*Architrac<sup>®</sup> 9046 & 9600 Only*

- CUBICLE STYLE 1: L-SHAPED
- CUBICLE STYLE 2: LONG-U
- CUBICLE STYLE 3: J-TRACK
- CUBICLE STYLE 4: J-TRACK OFFSET | RIGHT
- CUBICLE STYLE 5: J-TRACK OFFSET | LEFT
- CUBICLE STYLE 6: OBTUSE J-TRACK | RIGHT
- CUBICLE STYLE 7: OBTUSE J-TRACK | LEFT
- CUBICLE STYLE 8: STRAIGHT OFFSET | RIGHT
- CUBICLE STYLE 9: STRAIGHT OFFSET | LEFT
- CUBICLE STYLE 10: CURVED

### Measurements

- A \_\_\_\_\_
- B \_\_\_\_\_
- C \_\_\_\_\_
- D \_\_\_\_\_
- E \_\_\_\_\_
- F \_\_\_\_\_
- G \_\_\_\_\_
- H \_\_\_\_\_

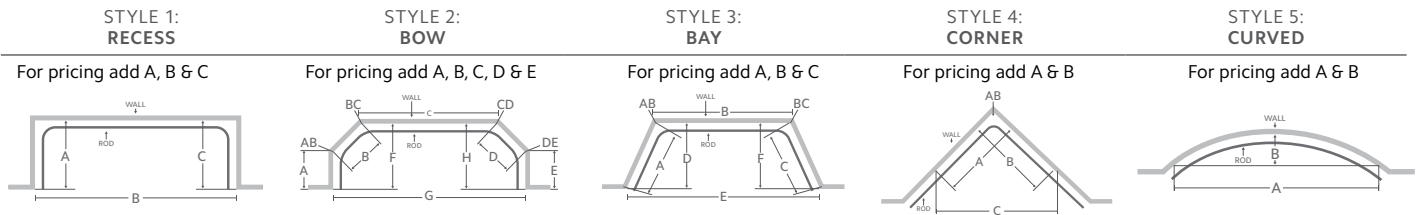
### Degree of Bend

- AB \_\_\_\_\_
- BC \_\_\_\_\_
- CD \_\_\_\_\_
- DE \_\_\_\_\_

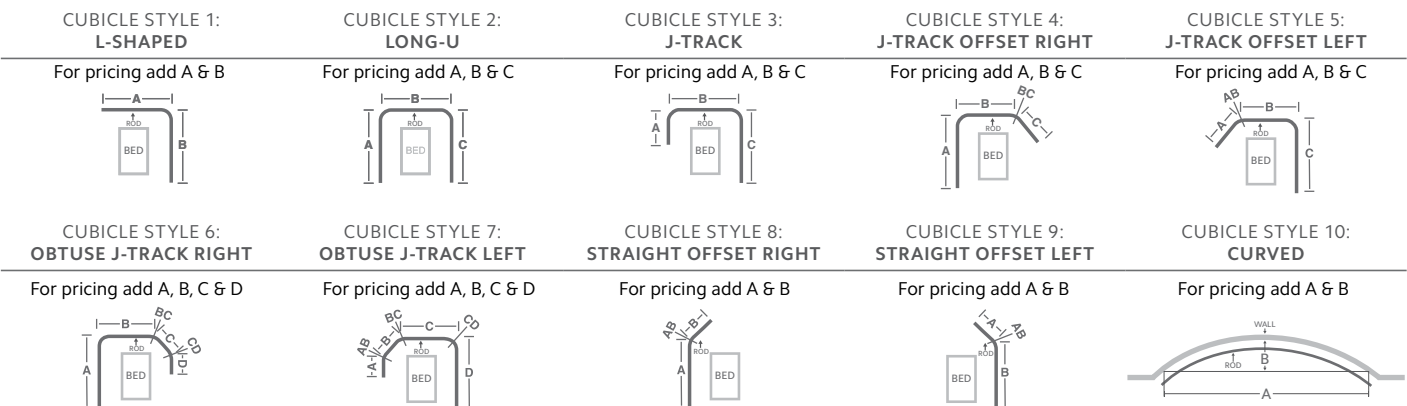
### Wall/Rod Measurement

- WALL \_\_\_\_\_
- ROD \_\_\_\_\_

## Bend Styles



## Cubicle Bend Styles *(Architrac<sup>®</sup> 9046 & 9600 Only)*



**Basic Drapery**  
 Cut-to-Measure Order Form

ORDER DATE      ACCOUNT #      P.O. #      SIDEMARK

**Account Information**

COMPANY NAME

CONTACT FULL NAME

EMAIL

PHONE

SHIP TO/ATTENTION

ADDRESS

CITY

STATE

ZIP

**Drop Ship Address** (if different from above)

NAME OR COMPANY

PHONE

ADDRESS

CITY

STATE

ZIP

**Order Specifications**

ORDER QTY      PRODUCT NUMBER      "      "

RETURN (inches)      LENGTH (inches)

**Draw Preference**

- ONE-WAY DRAW | STACK LEFT
- ONE-WAY DRAW | STACK RIGHT
- TWO-WAY DRAW | CORD LEFT
- TWO-WAY DRAW | CORD RIGHT

**Cord Length**

\_\_\_\_\_ " CORD LENGTH (inches)  
(standard is 8 feet)

**Bend Style**

- STYLE 1: RECESS
- STYLE 2: BOW
- STYLE 3: BAY
- STYLE 4: CORNER
- STYLE 5: CURVED

**Mount Style**

- WALL MOUNT
- CEILING MOUNT

**Extra Parts**

- \_\_\_\_\_ CARRIERS
- \_\_\_\_\_ BRACKETS

**Pricing**

\$ \_\_\_\_\_  
 TRACK COST

\$ \_\_\_\_\_  
 BEND/CURVE FEE\*

\$ \_\_\_\_\_  
 TOTAL COST

please fax your order to Porter Preston at 203-797-8828 or send an email to us at customerservice@porterpreston.com

\* **Bend/Curve Fee:** Any bent or curve will have a flat fee of \$25 per track.

# Basic Drapery

## Cut-to-Measure Order Form for Custom Bend

ORDER DATE \_\_\_\_\_

ACCOUNT # \_\_\_\_\_

P.O. # \_\_\_\_\_

SIDEMARK \_\_\_\_\_

### IMPORTANT: Please Read Before Placing Order

#### How to Order

- Dimensions are shown from top view of rod
- Illustrations are of various wall designs
- Select the design that fits your room
- Provide all the measurements requested
- Indicate degree measurements of all angles  
(Angle measuring protractor, order 23573C21)

#### ALL ORDERS MUST INCLUDE RETURNS, EXCEPT STYLE 4: CORNER, WITH A 90° BEND

- The definition of return is the distance from the wall to the front side of the rod
- On double rod sets, provide return measurements for both rods

#### Custom Styles

For all styles you must provide a drawing with necessary measurements plus a full size pattern of the wall area to which the rod is to be mounted. Be sure to locate each end of the rod on your pattern. Give style track and set number.

Unless stated, measurements given are wall measurements and the factory will make allowances.

### Order Specifications

#### Bend Style

- STYLE 1: RECESS
- STYLE 2: BOW
- STYLE 3: BAY
- STYLE 4: CORNER
- STYLE 5: CURVED

#### Measurements

- A \_\_\_\_\_
- B \_\_\_\_\_
- C \_\_\_\_\_
- D \_\_\_\_\_
- E \_\_\_\_\_
- F \_\_\_\_\_
- G \_\_\_\_\_
- H \_\_\_\_\_

#### Degree of Bend

- AB \_\_\_\_\_
- BC \_\_\_\_\_
- CD \_\_\_\_\_
- DE \_\_\_\_\_

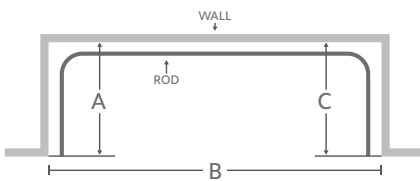
#### Wall or Rod Measurement

- WALL \_\_\_\_\_
- ROD \_\_\_\_\_

### Bend Styles

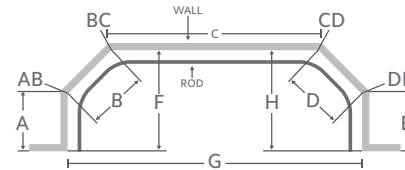
#### STYLE 1: RECESS

For pricing add A, B & C



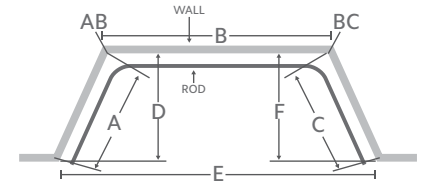
#### STYLE 2: BOW

For pricing add A, B, C, D & E



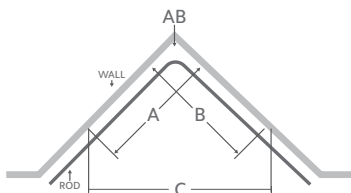
#### STYLE 3: BAY

For pricing add A, B & C



#### STYLE 4: CORNER

For pricing add A & B



#### STYLE 5: CURVED

For pricing add A & B

