



**bouty.com**



BOUTY INC.  
6505 Metropolitan East Boulevard  
Saint-Leonard, Quebec H1P 1X9  
T 514.324.0916 · 800.982.6889

Comfort at work... and at home!





Collections	2
Terms of Sale	
Prices	4
Terms	4
Purchase order	4
Storage	4
Return of merchandise	4
Specifications	4
Guarantee	4
Reflex program	5
Spare parts prices	8
Gas lifts	10
Back upright	11
Mechanisms	12-13
Armrests	14-15

# Collections

## Office area



Activ

Agio

Arista

Circus

Fira



Fusion

Impulse

Kadera

Kendo

Maglia

Neos

Quatra

Repend

Scope

Sity

Spin

Teknik

Toleo

Vario

Vittoria

Xylo

Zome

## Lounge and waiting area



Admix

Evolution

Loop

Organic

Organic Link

Pouf

Stylus

2000

	Ergonomic	Executive	Conference room	Multi-purpose	Lounge and Waiting Room	Stools	
	E	D	C	A	R	T	
Activ				X			16-17
Agio			X	X	X		18-25
Arista	X	X	X				26-29
Circus			X	X	X		30-35
Fira	X	X	X				36-41
Fusion	X		X			X	42-45
Impulse	X	X	X	X			46-51
Kadera	X	X	X				52-55
Kendo			X	X	X		56-59
Maglia		X	X				60-63
Neos	X	X	X	X		X	64-69
Quatra	X	X	X	X		X	70-75
Repend			X	X	X		76-79
Scope	X	X	X	X			80-85
Sity	X	X	X	X			86-91
Spin			X	X	X		92-95
Teknik				X		X	96-99
Toleo	X	X	X	X		X	100-105
Vario				X	X		106-109
Vittoria	X	X	X			X	110-115
Xylo				X	X		116-119
Zome	X	X	X			X	120-123
Admix					X		126-129
Evolution			X	X	X		130-133
Loop				X	X		134-135
Organic				X	X		136-141
Organic Link				X	X		142-147
Pouf				X	X		148-151
Stylus				X	X		152-155
2000				X	X		156-159

E

D

C

A

R

T

Seat offering the necessary adjustments to conform to its user's morphology, work environment and various recurring tasks

Ergonomic seat generally characterized by a higher backrest and several adjustment possibilities.

Seat typically used in a meeting or conference room. Intended for short or medium-term use, these seats offer limited adjustments which ensure visual homogeneity of the environment.

Seat used sporadically or for a short period, and typically arranged with accompanying seats.

One or more elements allowing to sit comfortably in a high traffic or commonly used environment. Thought and designed with functionality and esthetics in mind, the elements adapt to several users and functions

Seat offering a comfortable work position on surfaces higher than usual standards

## PRICES

Prices shown in this list are suggested retail, taxes extra, and are subject to change without notice. Depending on destination and product, shipping and installation fees can apply as described in the freight policy available from our customer service department. Unless otherwise specified, these fees are not included for parts orders.

## TERMS

For customers with an approved credit line, payment terms are Net 30 days from date of invoice. Overdue accounts will be subject to 2% monthly interest charge. Bouty reserves the right to withhold or refuse any order for customers with overdue accounts.

## ORDERS

For every order received, an acknowledgment is sent to the customer, who is responsible for validating the accuracy of its order and notifying Bouty of any required changes within two (2) days. For any modification or cancellation requested after this two-day period, Bouty reserves the right to claim costs incurred at the time of modification or cancellation.

## STORAGE

Bouty reserves the right to charge storage fees for any order that cannot be received by the customer following the agreed delivery date.

## CLAIMS AND RETURNS OF MERCHANDISE

Claims for incomplete orders or damaged merchandise must be submitted within seven (7) days following delivery. In the case of shipments where damage is obvious, customers must refuse delivery until the carrier has written the nature of the observation on the bill of lading. No merchandise can be returned without Bouty's written consent and shipping instructions. Authorized returns will be shipped prepaid by the customer and will entail a handling and inspection charge of 25% of the invoice price. Only merchandise in perfect and unused condition will be accepted, unless otherwise specified.

## SPECIFICATIONS

ADI reserves the right to modify specifications of its products, materials, designs, or accessories, and to discontinue manufacturing of the forementioned without notice. Measurements are approximate and may vary, depending on seat and backrest adjustments, foam compression and/or upholstery type, by up to ½" ou 12mm.

## GUARANTEE

Bouty offers a ten (10) year warranty on its products against all manufacturing defects, excluding:

- Seat and backrest upholstery (catalog products) : two (2) years
- Intensive use, more specifically more than eight (8) hours per day : three (3) years

This warranty is not transferable and does not apply to the following situations:

- Failure resulting from normal wear and tear.
- Damages resulting from product abuse, misuse or extreme conditions.
- Damages incurred during transportation or storage post-delivery
- Products modified or altered.
- C.O.M. and other upholstery not included in standard Bouty program.
- Upholstery color matching to samples or prior purchases.
- Minor irregularities of color, surface, grain or texture, and leather natural marks.



## REFLEX PROGRAM

Bouty offers fast production program (within 10 days), which allow to order up to ten (10) chairs of the following models:

- Agio AGPP
- Agio AGPT
- Quatra 4002
- Quatra 4003
- Vario 75
- Vario 175
- Vittoria VTM2
- Vittoria VTM3
- Vittoria VTMM

Fabric offer for the Reflex program consists in the following selection:

Genesis (geosheard.com)

- GS101 Poplar (beige)
- GS304 Chianti (red)
- GS404 Atmosphere (blue)
- GS802 Moonwalk (grey)
- GS903 Flint (black)

Challenger (ennisfabrics.com)

- 17 Garnet (red)
- 30 Denim blue (blue)
- 605 Cream (beige)
- 908 Chinchilla (grey)
- 909 Raven (black)

**FREIGHT CHARGES  
APPLICABLE ON EVERY  
REFLEX ORDER**

\* (delivered to the dealer)

Greater Montréal area:	\$ 50 per chair
Rest of Québec*:	\$ 100 per chair
Canada (excluding Québec)* :	\$ 150 per chair
USA :	\$ 200 per chair

Product offering, fabrics and other terms may change without notice. Please validate the conditions in force when placing an order by visiting our website: [bouty.com](http://bouty.com)

<b>Glides</b>		<b>Price</b>
GL01	Translucent plastic for hard floor (Circus, Neos, Quatra, Sity)	2
GL08	Black plastic with felt (Toleo TOPP/TOPM/TOPR/TOMR)	2
GL12	Black plastic with felt (Toleo TOPR/TOMR)	6
GL18	Black plastic with felt (Toleo TOPP/TOPM/TOPR/TOMR/TOPS/TOMS)	6
GL23	17,5" long translucent plastic with protective felt (Circus 1640/1642)	10
GL30	Glides replacing casters on N6 and A5 bases	12
GL31	Translucent plastic (AGPT/AGP2-3-4)	4
GL32	Translucent plastic with felt insert (AGPT/AGP2-3-4)	6
GL38	Translucent plastic (Vario)	4
GL39	Translucent plastic with integrated ganging device (Vario)	4
GL44	Translucent plastic with felt (Vario)	6
GL45	Translucent plastic with felt and integrated ganging device (Vario)	6
GL46	Black plastic (Impulse IMRP/IMMP)	2
GL47	Black plastic with felt (Impulse IMRP/IMMP)	6
GL53	Black plastic with felt (3101/3103)	8
GL54	Black plastic with felt (3102/3104)	8
GL55	Translucent plastic with felt (1751/1752/1753)	6
GL75	Translucent plastic with felt, heavy duty (Vario)	6
GL9A	Adjustable metallic glide	6
GL90	White nylon, covering an adjustable metallic glide	8
<b>Casters</b>		<b>Price</b>
RO14/RO70/RO30	For carpet	6
RO5N/RO7N/RO31	For hard floors	12
RO26/RO28/RO90/RO25	For carpet	10
RO27/RO29/RO91	For hard floors	16
RO4Y	For carpet or hard floors	70
<b>Spacers</b>		<b>Price</b>
PB1	Lower the armrest height by 1"	40
PB2	Raise the armrest height by 1"	40
PB1/2	Raise the armrest height by 1/2"	40

The prices indicated below do not include delivery or installation.





















Full backrest	A	B	C	D	E	LEATHER
Circus 1640/1642/1680	160	170	180	190	200	310
Fusion / Neos	275	295	305	315	325	425
Quatra 4001-2-3 / Sity 9001-2 / Vittoria / Zome	330	350	360	370	380	480
Quatra 4004-5 / Sity 9003	360	380	390	400	410	510

Full seat	A	B	C	D	E	LEATHER
Circus	200	210	220	230	240	300
Fusion / Neos / Vittoria	245	265	275	285	295	345
Quatra / Sity / Zome	285	305	315	325	335	385

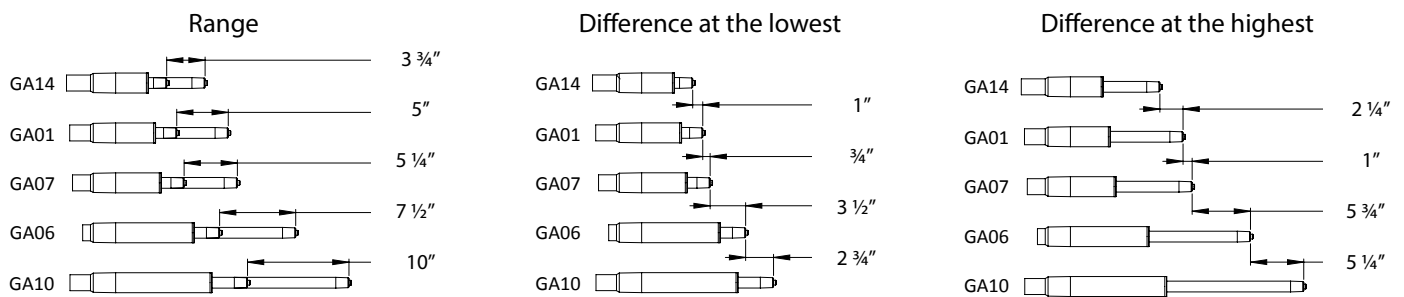
**Metal frame colours (see collection for pricing)**

 Canari YC	 Cardinal RD
 Bordeaux DR	 Terracotta OG
 Saphir LB	 Minuit DB
 Sauge GR	 Sapin GP
 White WH	 White sandex WX
 Metallic silver paint SG	 Charcoal CH
 Black N	 Black sandex SX
 Polished chrome Z	 Polished chrome paint PA

The prices indicated below do not include delivery or installation.

Gas lifts		Price
GA01/GA07/GA36	5" range	50
GA01HD/GA07HD/GA07Z	5" range	90
GA14/GA24	4" range	50
GA06	8" range	70
GA10	10" range	70
GA13Z	Fixed height	90






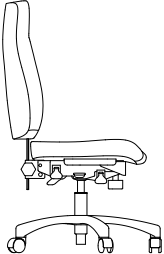
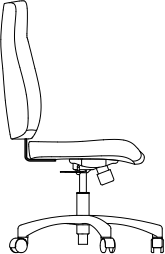
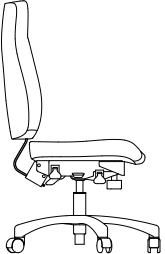
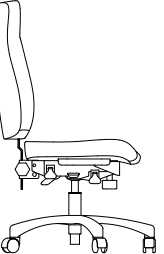
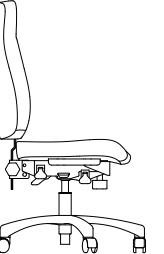
The prices indicated below do not include delivery or installation.



Connectivity module		Price
CU011N	2 USB (A+C) outlets, black, 72" power supply cord with a barrel connector, installed on one side under the top.	530
CU011W	2 USB (A+C) outlets, white, 72" power supply cord with a barrel connector, installed on one side under the top.	530
CS211N	2 110V Power outlets and 2 USB (A+C) outlets, black, 120" power supply cord, installed in the middle of the table. (Rectangular options only)	580
CS211W	2 110V Power outlets and 2 USB (A+C) outlets, white, 120" power supply cord, installed in the middle of the table. (Rectangular options only)	580
CR111N	1 110V Power outlets and 2 USB (A-C) outlets, black, 120" power supply cord, installed in the middle of the table. (Rectangular options only)	630
CR111W	1 110V Power outlets and 2 USB (A-C) outlets, white, 120" power supply cord, installed in the middle of the table. (Rectangular options only)	630
CR320N	3 110V Power outlets and 2 USB (A) outlets, black, 120" power supply cord, installed in the middle of the table. (Rectangular options only)	740
CR320W	3 110V Power outlets and 2 USB (A) outlets, white, 120" power supply cord, installed in the middle of the table. (Rectangular options only)	740
CS120G	1 Power outlet and 2 USB-A outlets, metallic silver paint, 10' power cord, installed on the side 8" from the ground or top (tables only).	630

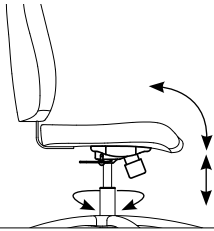
## Back uprights Price

BU1/BU2 (2 1/4") Reversible (change depth by ± 1") 60

	BU  Straight Standard back position.	BUH  90° Standard back position.	BUE  Curved Ratchet back (Only on Vittoria).	BU1  Curved Offset	BU2  Curved Offset
H		X			
MF	X			X	X
MFE			X		
MFJ			X		
SS/SSHD	X			X	X
SSE			X		
SSJ			X		
					

Units of measurement provided are imperial and metric.  
 Dimensions in inches and centimeters  
 Weight in pounds and kilograms  
 Volumes in cubic feet and cubic meters  
 C.O.M and C.O.L fabrics in yards

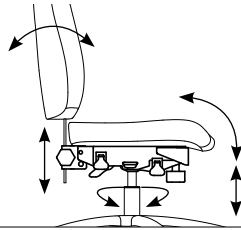
**H**



**H**

- Swivel
- Tilt and locking 0°
- Seat height adjustment

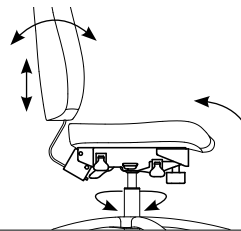
**MF**



**MF**

- Swivel
- Tilt and locking
- Backrest angle adjustment
- Seat height adjustment
- Backrest height adjustment

**MFE/MFJ**



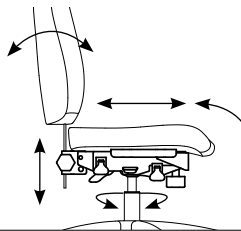
**MFE (Ratchet back)**

- Swivel
- Tilt and locking
- Backrest angle adjustment
- Seat height adjustment
- Backrest height adjustment (ratchet)

**MFJ (Fixed mesh backrest)**

- Swivel
- Tilt and locking
- Backrest angle adjustment
- Seat height adjustment

**SS/SSHD**



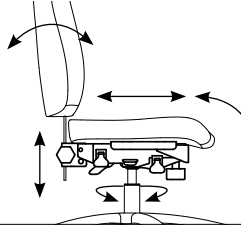
**SS**

- Swivel
- Tilt and locking
- Backrest angle adjustment
- Seat height adjustment
- Ajustement de la hauteur du dossier
- Seat slider

**SSHD**

- Swivel
- Tilt and locking
- Backrest angle adjustment
- Seat height adjustment
- Backrest height adjustment
- Seat slider
- Additional strength tension up to 330 lb

**SSE/SSJ**



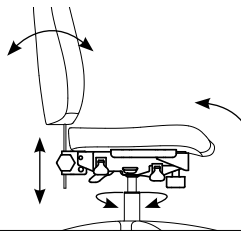
**SSE (Ratchet back)**

- Swivel
- Tilt and locking
- Backrest angle adjustment
- Seat height adjustment
- Backrest height adjustment (ratchet)
- Seat slider

**SSJ (Fixed mesh backrest)**

- Swivel
- Tilt and locking
- Backrest angle adjustment
- Seat height adjustment
- Seat slider

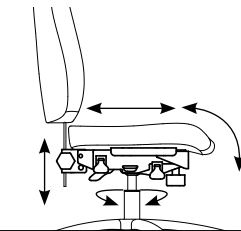
**DSN**



**DSN**

- Swivel
- Seat angle adjustment
- Backrest angle adjustment
- Seat height adjustment
- Backrest height adjustment
- Foot ring

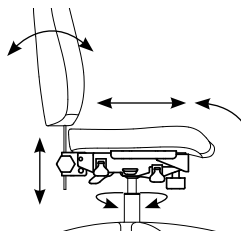
**C28**



**C28**

- Swivel
- Synchro-tilt (2,7:1) with tension adjustment
- Locks in 4 positions
- Seat height adjustment
- Seat slider

**SYE/SYJ**



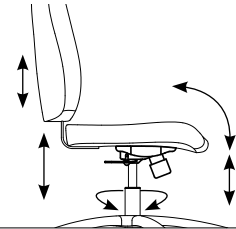
**SYE (Ratchet back)**

- Swivel
- Synchro-tilt (2:1)
- Locks in 4 positions
- Seat height adjustment
- Backrest height adjustment (ratchet)
- Seat slider

**SYJ (Fixed mesh backrest)**

- Swivel
- Synchro-tilt (2:1)
- Locks in 4 positions
- Seat height adjustment
- Seat slider

## IC/IA



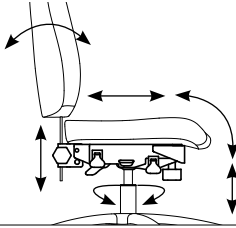
### IC

- Swivel
- Balance point synchromatic with tension control
- Locks in 4 positions
- Seat height adjustment (with buttons)
- Backrest height adjustment (with buttons)

### IA

- Swivel
- Balance point synchromatic with tension control
- Locks in 4 positions
- 2 position dynamic-forward tilt
- Seat height adjustment (with buttons)
- Backrest height adjustment (with buttons)
- Seat slider

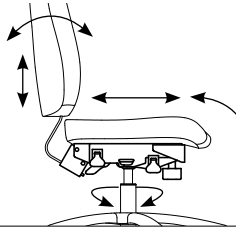
## SC



### SC

- Die cast aluminum
- Swivel
- Synchro-tilt
- Locks in 3 positions
- Seat height adjustment (with buttons)
- Backrest height adjustment (with buttons)
- Seat slider

## SDE/SDJ



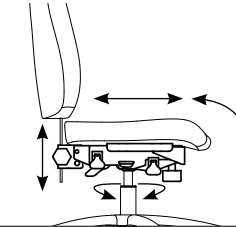
### SDE

- Swivel
- Synchro-tilt (2:1)
- Locks in 5 positions
- Seat height adjustment (with buttons)
- Backrest height adjustment (with buttons)
- Seat slider

### SDJ (Fixed mesh backrest)

- Swivel
- Synchro-tilt (2:1)
- Locks in 5 positions
- Seat height adjustment
- Seat slider

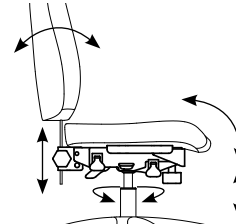
## DA



### DA

- Swivel
- Synchro-tilt
- 4 position tilt limiter
- Seat height adjustment (with buttons)
- Backrest height adjustment
- Seat slider (2 1/2")
- Weight activated backrest tilt with micro adjustment for more precision.

## SP



### SP

- Swivel
- Tilt
- Seat height adjustment
- Seat angle adjustment
- Backrest angle adjustment
- Backrest height adjustment

# adjustable Armrests

**01S**

Adjustable in width and height, with black polyurethane pads



**75/7H**

Adjustable in width and in height with a numeric wheel, with black polyurethane pads.



**81**

Adjustable in height, with black polyurethane pads adjustable in depth and pivot 60°.



**82**

Adjustable in height, width with black polyurethane pads adjustable in depth and pivot 60°.



**89**

Adjustable in width and height, with black polyurethane pads adjustable in width and depth and pivot 30°.



**99**

Adjustable in width and in height with a numeric wheel, with black visco foam pads adjustable in width and depth.



**XE99  
NEW**

Adjustable in width and in height, with black visco foam pads adjustable in width and depth.



**V1**

Adjustable in width and height, with black polyurethane pads adjustable in depth, locks and pivot 60°.



**V2**

Adjustable in width and height, with black polyurethane pads adjustable in width and in depth, locks and pivot 360°.



**V5**

Adjustable, in nylon with black polyurethane pads.



**V6**

Adjustable, in nylon and polished aluminum.



**V8/V8N**

**V8** : Adjustable in width and height, with black polyurethane pads adjustable in depth and pivot 60°, with chrome structure.

**V8N** : Adjustable in width and height, with black polyurethane pads adjustable in depth and pivot 60°, with black structure.



**V9**

Adjustable in width and height, with black polyurethane pads adjustable in width and in depth, locks and pivot 360°.



**VN/VW**

**VN** : Adjustable in width and height, with black polyurethane pads adjustable in depth and pivot 60°, with black structure.

**VW** : Adjustable in width and height, with black polyurethane pads adjustable in depth and pivot 60°, with white structure.



**V2N/V2W**



**V2N** : Adjustable in width and height, with black polyurethane with black structure.

**V2W** : Adjustable in width and height, with black polyurethane with white structure.

**V4N/V4W**



**V4N** : Adjustable in width and height, with black polyurethane pads adjustable in depth and pivot 60°, with black structure.

**V4W** : Adjustable in width and height, with black polyurethane pads adjustable in depth and pivot 60°, with white structure.

**12**

Fixed, in black polypropylene.



**11**

Fixed, with black polyurethane pads.



**CN**

Fixed, elliptical shape, with black polyurethane pads.



**77**

Fixed, in polished aluminum, with black polyurethane pads.



**31**

Fixed, in polished aluminum with soft black polyurethane inlay pad.



**42**

Fixed, in black or grey nylon.



**68/69**

**68** : Fixed, in black nylon for multipurpose chairs with a plastic backrest



**69** : Fixed, in black nylon for multipurpose chairs with a mesh backrest

**D1**

Fixed, in nylon, matching the backrest colour.



**D2**

Fixed, in plastic, matching the backrest colour



**60**

Fixed, in polished aluminum, C shape with black polyurethane insert.



**50**

Fixed, in black PVC



**66**

Fixed, in black PVC



# Activ

*Stay in action with Activ. This dynamic stool, available in a range of colors, lets you adopt a sitting or standing posture with a single product, while allowing freedom of movement thanks to its mobile base. Height-adjustable with two integrated push-buttons, Activ is comfortably padded with molded foam. Treat yourself to the benefits of dynamic posture with this stylish stool!*



## Collection

Multi-purpose

A



ATTN



ATBN



ATBV



ATBG



ATTN



Black structure and base  
 Seat upholstered in a pre-selected charcoal grey fabric  
 (Minimal tool-free assembly required)

ATTN 390

ATBN



Black structure and base  
 Choice of upholstery  
 (Minimal tool-free assembly required)

ATBN 430 440 450 460 470

ATBV



Green structure and base  
 Choice of upholstery  
 (Minimal tool-free assembly required)

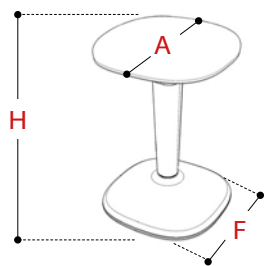
ATBV 430 440 450 460 470

ATBG



Light grey structure and base  
 Choice of upholstery  
 (Minimal tool-free assembly required)

ATBG 430 440 450 460 470



Measures	A	B	C	D	E	F	G	H	J	Weight	Volume
ATTN	12 <sup>1/2</sup>	-	-	-	-	13	-	21 <sup>1/4</sup> -31 <sup>1/8</sup>	-	-	-
	32	-	-	-	-	33	-	54-79	-	-	-
ATBN/BV/BG	12 <sup>1/2</sup>	-	-	-	-	13	-	21 <sup>1/4</sup> -31 <sup>1/8</sup>	-	-	-
	32	-	-	-	-	33	-	54-79	-	-	-

Imperial system

Metric system

# Agio

*With its slick design, Agio provides solutions for making collective working spaces versatile and comfortable. Characterized by a slim silhouette, the wide seat provides maximum comfort while being extremely lightweight and stackable up to 40 chairs high. Its well finished minimalist design makes it a perfect chair for any environment.*



## Collection

Conference

Multi-purpose

Lounge and  
Waiting Room

C

A

R



AGPP



AGPT



AGPS



AGPB



CA1



AGP2AG



AGP3AG



AGP4AG



AGP2CO



AGP3CO



AGP4CO



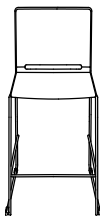
AGPP

AGPP 400



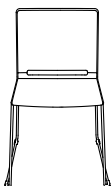
AGPS

AGPS 510



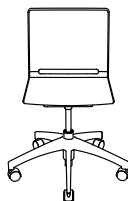
AGPT

AGPT 400



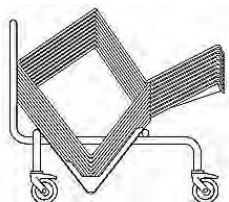
AGPB

AGPB 530



CA1

CA1 940




Trolley  
40 chairs capacity

Armrests							
D2	Fixed, in plastic, matching the backrest color (not available on AGPP)					70	
Bases (AGPB)							
N2	Black nylon					Standard	
A6	Polished aluminium					100	
Glides							
GL31	Translucent plastic (AGPT/AGP2-3-4) (For 4)					12	
GL32	Translucent plastic with felt insert (AGPT/AGP2-3-4) (For 4)					20	
Casters (AGPB)							
70	For carpet					Standard	
7N	For hard floors					30	
Ganging device							
JB	Translucent plastic for armless chairs, including the possibility of fixing the beam to the floor (for 2)					20	
JC	Grey plastic, for armless chairs, on beam (for 2)					30	
JL	Grey plastic, for armchairs, on beam (for 2)					40	
Accessories							
PA	Book rack (AGPT)					On request	
TDN	Right side writing tablet (including armrests)					270	
TGN	Left side writing tablet (including armrests)					270	
Plastic colors							
PN	Black					Standard	
PR	Red					20	
PW	White					20	
PB	Blue					20	
PV	Green					20	
PG	Grey					20	
PS	Sand					20	
Upholstery							
		A	COM B	C	D	E	COM
R1	Seat	90	105	120	135	150	0.9
R2	Seat and backrest	180	210	240	270	300	0.9
AD	Seat and backrest with a different color						30



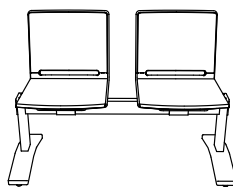
### AGP2AG

AGP2AG 1100




### AGP2CO

AGP2CO 1240




### AGP3AG

AGP3AG 1410




### AGP3CO

AGP3CO 1540



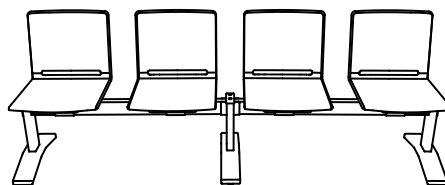
### AGP4AG

AGP4AG 1730



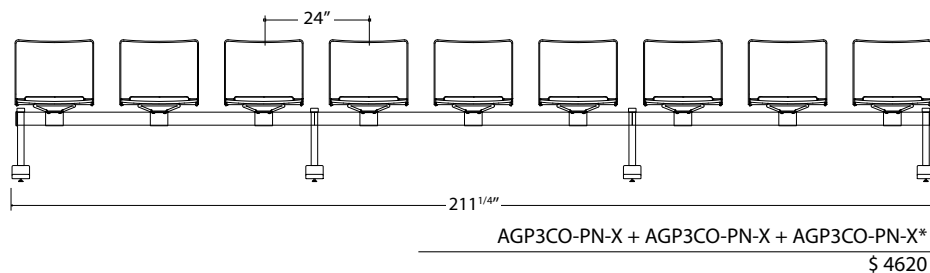
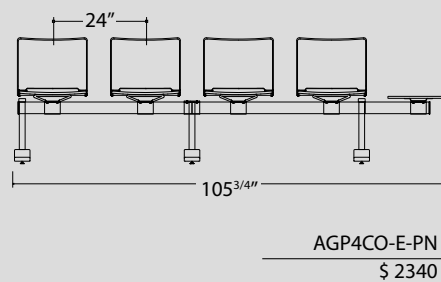
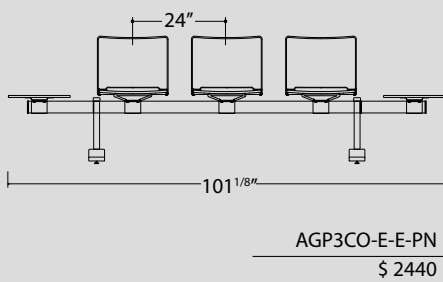
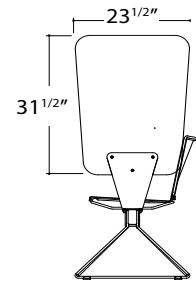
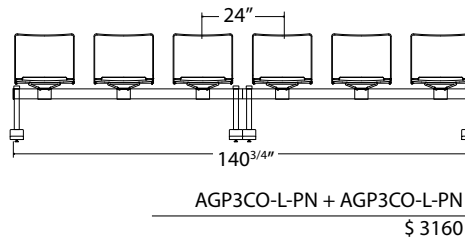
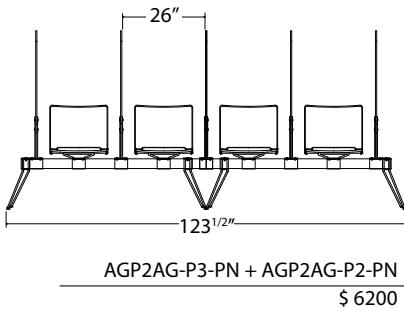
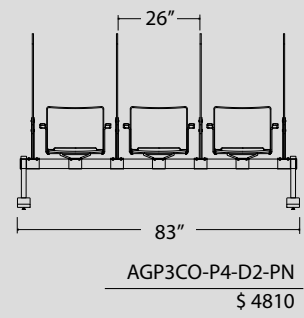
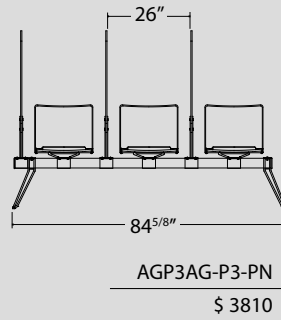
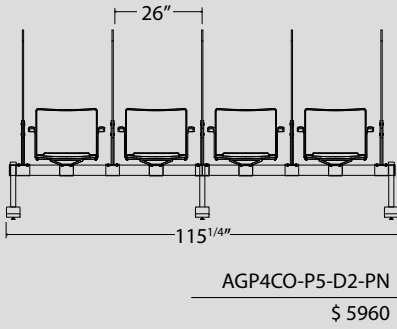
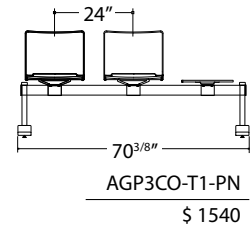
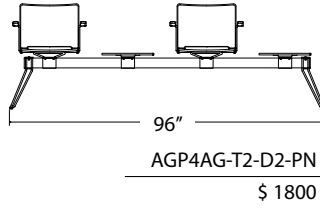
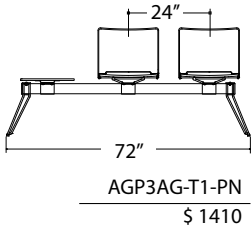
### AGP4CO

AGP4CO 1890

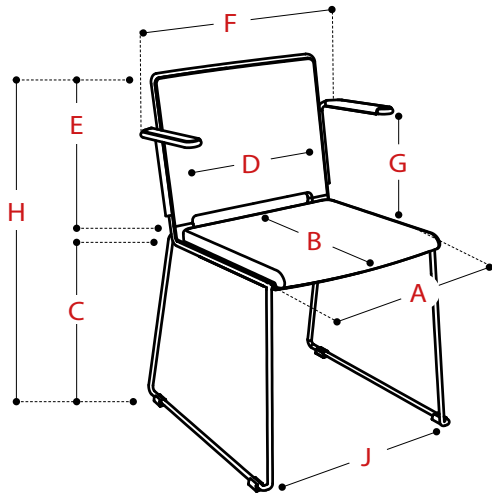


AG Legs		
N	Black paint	Standard
Z	Polished chrome	55
CO Legs		
N	Black paint	Standard
G	Metallic grey paint	40
Continuous beams (CO)		
L	Extended beam on one side to increase the space between the end chairs when 2 beams are side by side	40
LL	Extended beam on both sides to increase the space between the end chairs when 3 beams are side by side	60
X	Series of custom-length beams adapted with middle legs	-
Sano privacy panels		
P1	1 Sano privacy panel added to beam	800
P2	2 Sano privacy panel added to beam	1600
P3	3 Sano privacy panel added to beam	2400
P4	4 Sano privacy panel added to beam	3200
P5	5 Sano privacy panels added to beam (not available with AG legs)	4000
When adding a Sano panel, the beam length will increase from 6 " to 10". Drawing is required to determine the precise length of a configuration.		
Sano privacy panels finishes		
PTC	3/8" thick plexiglass panel with clear finish	Standard
PGF	3/8" thick plexiglass panel with frosted finish	-
PTT	3/8" thick plexiglass panel with tinted finish	120
Accessories		
T1	1 table with a maple laminate finish (drawing required for table location)	-
T2	2 tables with a maple laminate finish (drawing required for both tables location)	-
E	Cantilever end table with maple laminate finish (available with CO legs only, add 22 "to total length)	450
FS	Floor anchors for CO legs (for 4)	40





\*Please provide drawing for custom beams (including party legs)



Measures	A	B	C	D	E	F	G	H	J	Weight	Volume
AGPP	18	16 <sup>1/2</sup>	17 <sup>1/2</sup>	18	15	-	9	32	19 <sup>1/2</sup>	11	13
	46	42	45	46	38	-	23	81	50	5	0.4
AGPB	18	16 <sup>1/2</sup>	15 <sup>1/2</sup> - 20 <sup>1/4</sup>	18	15	22 <sup>1/2</sup>	9	30 - 35 <sup>1/4</sup>	26	28	13
	46	42	39 - 51	46	38	57	23	76 - 90	66	12.7	0.4
AGPT	18	16 <sup>1/2</sup>	17 <sup>1/2</sup>	18	15	22 <sup>1/2</sup>	9	32 <sup>1/2</sup>	21 <sup>1/2</sup>	13	13
	46	42	44	46	38	57	23	83	55	6	0.4
AGPS	18	16 <sup>1/2</sup>	28	18	15	22 <sup>1/2</sup>	9	42	21 <sup>1/2</sup>	15	19
	46	42	71	46	38	57	23	107	55	6.8	0.5
AGP2AG	42	16 <sup>1/2</sup>	17 <sup>1/2</sup>	18	15	46 <sup>1/2</sup>	9	32	48	45	25
	46	42	44	46	38	118	23	81	122	20.4	0.7
AGP3AG	66	16 <sup>1/2</sup>	17 <sup>1/2</sup>	18	15	70 <sup>1/2</sup>	9	32	72	60	36
	46	42	44	46	38	179	23	81	183	27.2	1
AGP4AG	90	16 <sup>1/2</sup>	17 <sup>1/2</sup>	18	15	94 <sup>1/2</sup>	9	32	48	75	48
	46	42	44	46	38	240	23	81	122	34	1.4
AGP2CO	42	16 <sup>1/2</sup>	17 <sup>1/2</sup>	18	15	42 <sup>1/2</sup>	9	32	25	50	25
	46	42	44	46	38	108	23	81	64	22.7	0.7
AGP3CO	66	16 <sup>1/2</sup>	17 <sup>1/2</sup>	18	15	70 <sup>1/2</sup>	9	32	36	65	36
	168	42	44	46	38	179	23	81	91	29.4	1
AGP4CO	90	16 <sup>1/2</sup>	17 <sup>1/2</sup>	18	15	94 <sup>1/2</sup>	9	32	48	85	48
	229	42	44	46	38	240	23	81	122	39.6	1.4

Imperial system

Metric system







# Arista

*With clean lines, Arista chairs lend refinement and sophistication to any work environment. Their exceptional ergonomic qualities provide the ultimate in comfort.*



## Collection

Ergonomic  
E

Executive  
D

Conference  
C



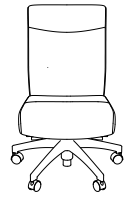
1401



1402

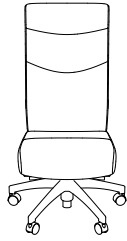


1401



		COM					LEATHER
	A	B	C	D	E		
H	970	995	1020	1045	1070	1400	
MFE	1125	1150	1175	1200	1225	1555	
SSE	1170	1195	1220	1245	1270	1600	
SYE	1105	1130	1155	1180	1205	1535	
SSHD	1410	1435	1460	1485	1510	1840	

1402



		COM					LEATHER
	A	B	C	D	E		
H	1050	1075	1100	1125	1150	1480	
MFE	1205	1230	1255	1280	1305	1635	
SSE	1250	1275	1300	1325	1350	1680	
SYE	1185	1210	1235	1260	1285	1615	
SSHD	1490	1515	1540	1565	1590	1920	

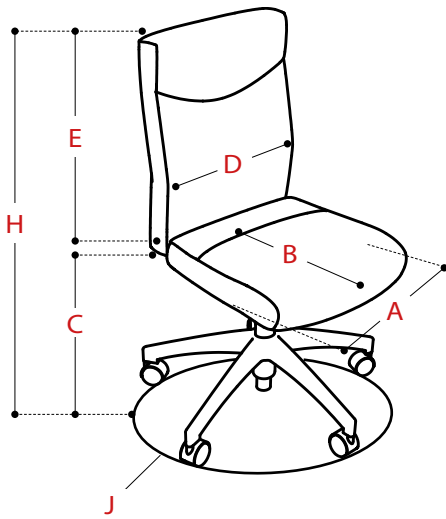
Mechanisms			
H	Swivel, tilt and locking, seat height adjustment.		
MFE	Swivel, tilt and locking, adjustment of seat front tilt, backrest angle, seat and backrest height (ratchet).		
SSE	Swivel, tilt and locking, backrest angle adjustment, seat and backrest height adjustment (ratchet), seat slider (21/4").		
SYE	Swivel, synchro-tilt (2:1), locks in 4 positions, seat and backrest height adjustment (ratchet), seat slider (21/4").		
SSHD	Swivel, tilt and locking, adjustment of backrest angle, seat and backrest height, seat slider (21/4"), heavy duty.		
Gas lifts			
GA01	5" range	Standard	
GA14	5" range, increases the chair height by 2" at its highest.	-	
GA01HD	5" range, increases the chair height by 2" at its highest, heavy duty.	50	
Seat dimension			
L	Large version: Seat at 22" and back at 20" (Measures: A & D)	70	
Armrests			
Fixed	12	Fixed, in black polypropylene.	95
	CN	Fixed, elliptical shape, with black polyurethane pads.	160
	77	Fixed, in polished aluminum, with black polyurethane pads.	210
	60	Fixed, in polished aluminum, C shape with polyurethane insert.	210
Adjustable	81	Adjustable in height, with black polyurethane pads adjustable in depth and pivot 60°.	100
	82	Adjustable in height, width, with black polyurethane pads adjustable in depth and pivot 60°.	180
	015	Adjustable in width and in height with black polyurethane pads.	180
	89	Adjustable in width and height, with black polyurethane pads adjustable in width and depth and pivot 30°.	190
	99	Adjustable in width and in height with a numeric wheel, with black visco foam pads adjustable in width and depth.	300
<b>NEW</b>	XE99	Adjustable in width and in height, with black visco foam pads adjustable in width and depth.	260
Bases			
N2	Black nylon	Standard	
A6	Polished aluminum	100	
Casters			
70	For carpet	Standard	
7N	For hard floors	30	



**Upholstery**

AD Upholstered seat and backrest with different colours

40



Measures	A	B	C	D	E	H	J	Weight	Volume	COM
1401	20	19	18 - 21 <sup>3/4</sup>	18	23 <sup>1/2</sup>	37 <sup>1/2</sup> - 44	26	43	13	1.6
	51	48	46 - 55	46	60	95 - 112	66	19.5	1.2	1.5
1402	20	19	18 - 21 <sup>3/4</sup>	18	30	44 <sup>1/2</sup> - 51	26	45	19	1.8
	51	48	46 - 55	46	76	113 - 130	66	20.4	1.8	1.6

Imperial system

Metric system

# Circus

*The refined lines and strength of Circus chairs strike a perfect balance between form and function, making them ideal for any space from the office, cafeteria, waiting room, conference room, or even for an auditorium or counter seating at a bistro. Several steel frame finishes as well as seat and back options are available. Easy to stack, Circus chairs can be moved effortlessly with an optional trolley.*



## Collection

Conference

Multi-purpose

Lounge and waiting room

C

A

R



1640/1640C\*



1642



1662

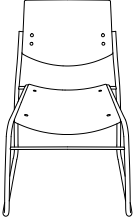


1680

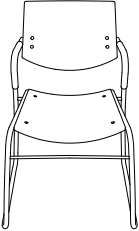
\*1640 C : Cafeteria version with a straighter backrest angle



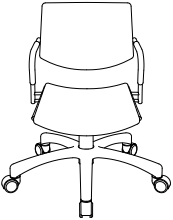
1640/1640C*	COM					LEATHER
	A	B	C	D	E	
	550	570	590	610	630	830



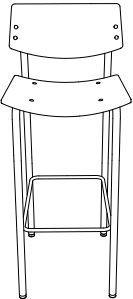
1642	COM					LEATHER
	A	B	C	D	E	
	570	590	610	630	650	850



1662	COM					LEATHER	
	A	B	C	D	E		
	H	720	740	760	780	800	1000



1680	COM					LEATHER
	A	B	C	D	E	
	660	680	700	720	740	940



\*1640 C : Cafeteria version with a straighter backrest angle

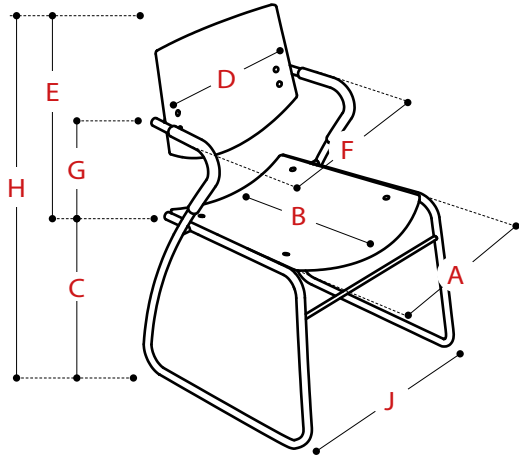
<b>Mechanisms (1662)</b>		
H	Swivel, tilt and locking, seat height adjustment.	
<b>Gas lifts (1662)</b>		
GA01	5" range	Standard
GA14	4" range, decreases the chair height by 1" at its lowest	-
<b>Frames</b>		
N	Black paint	Standard
G	Metallic silver paint	-
Z	Polished chrome (1640/1642)	125
<b>Bases (1662)</b>		
N6	Black nylon	Standard
A5	Polished aluminium	100
<b>Glides</b>		
GL01	Translucent plastic for hard floors (4 glides per chair)	8
GL23	Translucent plastic of 17.5" with felt protector for hard floors (2 glides per chair)	20
GL30	Glides replacing casters on N6 and A5 bases	30
GL82	White nylon, covering the metallic glides (1680)	8
<b>Casters (1662)</b>		
14	For carpets	Standard
5N	For hard floors	30
<b>Ganging device</b>		
J	Integrated in the frame (50 minimum)	30
<b>Handle</b>		
P	Die-cut handle in the maple backrest	70
<b>Writing tablets</b>		
TD	Right side writing tablet (1640)	270
TG	Left side writing tablet (1640)	270
<b>Trolley</b>		
CC1	Equipped with a carrying handle, with 2 fixed wheels and 2 swivel wheels, capacity of 10 chairs (structure A and Z only). Measurements of trolley with chairs: 23" X 48" X 75"	630
<b>Upholstery</b>		
AD	Upholstered seat and backrest with different colours	40





Finishes			
E1	Maple backrest		100
E2	Maple seat and backrest (1640/1642/1680)	Added to the grade A price	210
T	Stain maple seat and backrest (1640/1642/1680)	Added to the grade A price	260
S	Laminated seat and backrest (1640/1642/1680) (standard products) minimum 25 chairs	Added to the grade A price	150
S	Laminated backrest (1662) (standard products) minimum 25 chairs		60

# Circus



Measures	A	B	C	D	E	F	G	H	J	Weight	Volume	COM
1640 / 1640C	17 <sup>1/2</sup>	17 <sup>1/2</sup>	18	16	12 <sup>1/2</sup>	---	---	32	20 <sup>1/2</sup>	20	13	1.1
	44	44	46	41	32	---	---	81	52	9	1.2	1
1642	17 <sup>1/2</sup>	17 <sup>1/2</sup>	18	16	12 <sup>1/2</sup>	20	8	32	20 <sup>1/2</sup>	25	13	1.1
	44	44	46	41	32	51	20	81	52	11.3	1.2	1
1662	19 <sup>1/2</sup>	17 <sup>1/2</sup>	15 - 20	18	13	23	8 <sup>1/2</sup>	30 - 35	25	25	13	1.1
	50	44	38 - 51	46	33	58	22	76 - 89	64	11.3	1.2	1
1680	17	16 <sup>1/2</sup>	30	16	7 <sup>1/2</sup>	---	---	40 <sup>1/2</sup>	19	25	16	1.0
	43	42	76	41	19	---	---	103	48	11.3	1.5	0.9

Imperial system

Metric system





# Fira

*Dynamic concept based on components proven techniques, Fira offers a range full range of ergonomic chairs of amazing quality/price ratio. With its two heights of upholstered back or its mesh backrest, Fira is the ideal chair for organizations concerned with productivity and quality of life.*



## Collection

Ergonomic  
E

Executive  
D

Conference  
C



FIR3

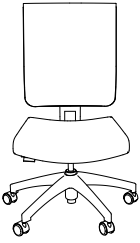


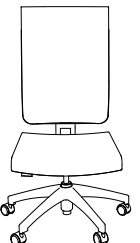
FIR4

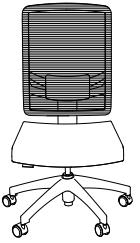


FIM3



FIR3	SDE	COM					LEATHER
		A	B	C	D	E	
		940	965	990	1015	1040	1370

FIR4	SDE	COM					LEATHER
		A	B	C	D	E	
		960	985	1010	1035	1060	1390

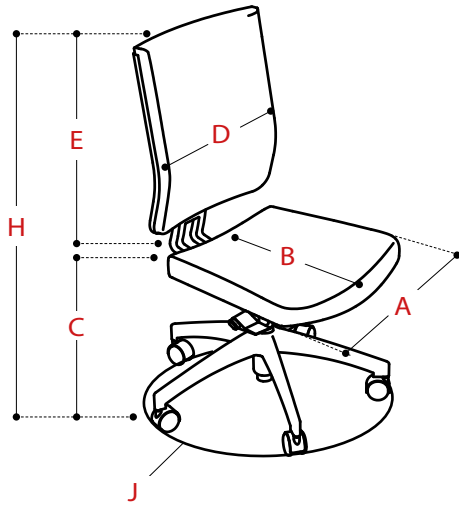
FIM3	SDJ	COM					LEATHER
		A	B	C	D	E	
		990	1010	1030	1050	1070	1270

Mechanisms			
SDE	Swivel, synchro-tilt (2:1), locks in 5 positions, adjustment of seat and backrest height (with buttons), seat slider (21/4"). (FIR3/FIR4)		
SDJ	Swivel, synchro-tilt mechanism (2:1), locks in 5 positions, adjustment of seat height, seat slider (21/4"). (FIM3)		
Gas lifts			
GA01	5" range	Standard	
GA14	4" range, decreases the chair height by 1" at its lowest	-	
GA01HD	5" range, heavy duty	50	
Seat dimension			
L	Large version: Seat at 21 <sup>1/2</sup> " (Measures : A)	70	
Armrests			
Fixed	12	Fixed, in black polypropylene.	95
	11	Fixed, with black polyurethane pads.	110
	CN	Fixed, elliptical shape, with black polyurethane pads.	160
	77	Fixed, in polished aluminum, with black polyurethane pads.	210
	60	Fixed, in polished aluminum, C shape with polyurethane insert.	210
Adjustable	81	Adjustable in height, with black polyurethane pads adjustable in depth and pivot 60°.	100
	82	Adjustable in height, width, with black polyurethane pads adjustable in depth and pivot 60°.	180
	015	Adjustable in width and in height with black polyurethane pads.	180
	89	Adjustable in width and height, with black polyurethane pads adjustable in width and depth and pivot 30°.	190
	99	Adjustable in width and in height with a numeric wheel, with black visco foam pads adjustable in width and depth.	300
<b>NEW</b>	XE99	Adjustable in width and in height, with black visco foam pads adjustable in width and depth.	260
Bases			
N2	Black nylon	Standard	
A6	Polished aluminium	100	
Casters			
70	For carpet	Standard	
7N	For hard floors	30	



Lombar supports		
LSR	With depth adjustment (FIR3/FIR4)	30
LSM	With height and depth adjustment (FIM3)	80
Headrests		
ATR	Upholstered (matching backrest colour) (FIR3/FIR4)	230
ATN	Black mesh (FIM3)	220
ATA	Mesh with colour matching mesh backrest (FIM3)	240
Upholstery		
AD	Upholstered seat and backrest with different colours	40
Backrest mesh		
MN	Black	Standard
MA	Anthracite	20
MG	Grey	20
MW	White	20
MB	Blue	20
MO	Orange	20
MP	Purple	20
MR	Red	20
MV	Green	20

# Fira



Measures	A	B	C	D	E	H	J	Weight	Volume	COM
FIR3	19 <sup>1/2</sup>	18	16 <sup>3/4</sup> - 20 <sup>1/2</sup>	18 <sup>1/2</sup>	21 <sup>1/2</sup>	37 <sup>3/4</sup> - 44	26	47	16	1.2
	50	46	43 - 52	47	55	96 - 112	66	21.3	7.3	1.1
FIR4	19 <sup>1/2</sup>	18	16 <sup>3/4</sup> - 20 <sup>1/2</sup>	18 <sup>1/2</sup>	24 <sup>1/2</sup>	40 <sup>1/4</sup> - 46 <sup>1/2</sup>	26	49	19	1.3
	50	46	43 - 52	47	62	102 - 118	66	22.2	8.6	1.2
FIM3	19 <sup>1/2</sup>	18	16 <sup>3/4</sup> - 20 <sup>1/2</sup>	18	23 <sup>1/2</sup>	39 <sup>3/4</sup> - 43 <sup>1/2</sup>	26	42	16	1.0
	50	46	43 - 52	46	60	101 - 110	66	19	7.3	0.9

Imperial system

Metric system







# Fusion

*The Fusion chair has long been a success story for Bouty, one of the very first manufacturers to use high resilience polyurethane moulded foam in office chairs. Since the 1980s, the line has continued to evolve while offering exceptional value. Long-lasting comfort has made Fusion very popular with health and educational institutions.*



## Collection

Ergonomic

Conference

Stool

E

C

T



1880



1882



1990



1992

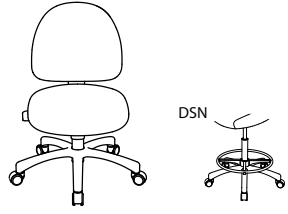


1880DSN



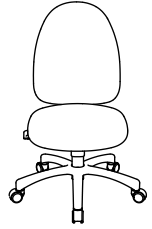
1990DSN

1880



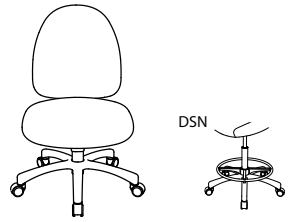
		COM					LEATHER
	A	B	C	D	E		
H	685	710	735	760	785	1115	
MF	800	825	850	875	900	1230	
SS	840	865	890	915	940	1270	
DSN	925	950	975	1000	1025	1355	

1882



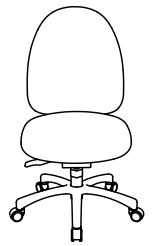
	A	COM			E	LEATHER
		B	C	D		
H	730	755	780	805	830	1160
MF	845	870	895	920	945	1275
SS	885	910	935	960	985	1315

1990



	A	COM				LEATHER
		B	C	D	E	
H	740	765	790	815	840	1170
MF	855	880	905	930	955	1285
SS	895	920	945	970	995	1325
DSN	980	1005	1030	1055	1080	1410

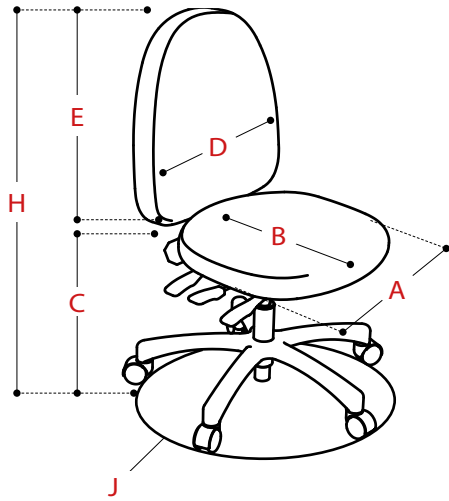
1992



	A	COM				LEATHER
		B	C	D	E	
H	785	810	835	860	885	1215
MF	900	925	950	975	1000	1330
SS	940	965	990	1015	1040	1370

Mechanisms			
H	Swivel, tilt and locking, seat height adjustment.		
MF	Swivel, tilt and locking, backrest angle, seat and backrest height.		
SS	Swivel, tilt and locking, backrest angle adjustment, seat and backrest height adjustment, seat slider.		
DSN	Swivel, seat and backrest angle and height adjustment, foot ring.		
Gas lifts			
GA01	5" range	Standard	
GA14	4" range, decreases the chair height by 1" at its lowest	-	
GA01HD	5" range, heavy duty	50	
Armrests			
Adjustable	81	Adjustable in height, with black polyurethane pads adjustable in depth and pivot 60°.	100
	82	Adjustable in height, width, with black polyurethane pads adjustable in depth and pivot 60°.	180
	7H	Adjustable in width and in height with a numeric wheel, with black polyurethane pads.	190
	89	Adjustable in width and height, with black polyurethane pads adjustable in width and depth and pivot 30°.	190
	99	Adjustable in width and in height with a numeric wheel, with black visco foam pads adjustable in width and depth.	300
<b>NEW</b>	XE99	Adjustable in width and in height, with black visco foam pads adjustable in width and depth.	260
Bases			
N6	Black nylon	Standard	
N10	Black nylon (1880-DSN/1990-DSN)	Standard	
Glides			
GL30	Glides replacing casters on N6 base	30	
Casters			
14	For carpet	Standard	
5N	For hard floors	30	
Upholstery			
AD	Upholstered seat and backrest with different colours	40	





Measures	A	B	C	D	E	H	J	Weight	Volume	COM
1880	17	16 <sup>1/2</sup>	16 <sup>3/4</sup> - 21 <sup>3/4</sup>	18	15	31 <sup>1/4</sup> - 41 <sup>1/4</sup>	23	35	13	1.3
	43	42	43 - 55	46	38	79 - 105	58	15.9	1.2	1.2
1882	17	16 <sup>1/2</sup>	16 <sup>3/4</sup> - 21 <sup>3/4</sup>	18	19	34 <sup>1/4</sup> - 44 <sup>1/4</sup>	23	35	13	1.4
	43	42	43 - 55	46	48	79 - 105	58	15.9	1.2	1.3
1990	19	17 <sup>1/2</sup>	17 <sup>1/2</sup> - 22 <sup>1/2</sup>	18	18	33 <sup>3/4</sup> - 42	25	40	13	1.7
	48	44	44 - 57	46	46	86 - 107	64	18	1.2	1.6
1992	19	17 <sup>1/2</sup>	17 <sup>1/2</sup> - 22 <sup>1/2</sup>	18	20	35 <sup>3/4</sup> - 44	25	40	13	1.9
	48	44	44 - 57	46	51	91 - 112	64	18	1.2	1.7
1880DSN	17	16 <sup>1/2</sup>	24 - 34	18	15	39 - 53 <sup>3/4</sup>	25	35	13	1.3
	43	42	61 - 86	46	38	99 - 137	64	15.9	1.2	1.2
1990DSN	19	17 <sup>1/2</sup>	24 <sup>3/4</sup> - 34 <sup>3/4</sup>	18	18	42 - 55 <sup>1/4</sup>	25	40	13	1.7
	48	44	63 - 88	46	46	107 - 140	64	18	1.2	1.6

Imperial system

Metric system

# Impulse

*Impulse is a complete family of seating and uniquely combines design and innovation, in an affordable and economic package. Task chairs feature class leading ergonomics, sophisticated synchronous technology with instant touch response tension adjustment, unique integrated function buttons and a floating dynamic tilt.*



## Collection

Ergonomic

Executive

Conference

Multi-purpose

E

D

C

A



IMR3



IMM3



IMR4



IMM4



IMRP



IMM3

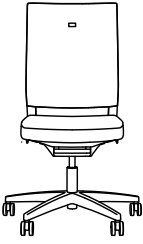


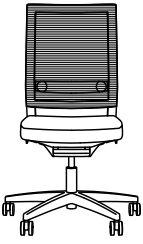
IMRC

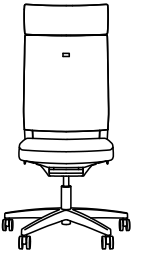


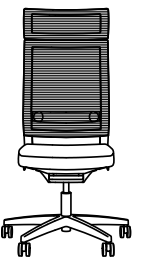
IMMC




IMR3		COM					LEATHER
		A	B	C	D	E	
	IC	1100	1125	1150	1175	1200	1530
	IA	1130	1155	1180	1205	1230	1560


IMM3		COM					LEATHER
		A	B	C	D	E	
	IC	1130	1150	1170	1190	1210	1410
	IA	1160	1180	1200	1220	1240	1440


IMR4		COM					LEATHER
		A	B	C	D	E	
	IC	1260	1285	1310	1335	1360	1690
	IA	1290	1315	1340	1365	1390	1720

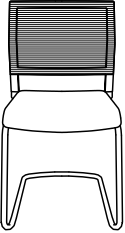
IMM4		COM					LEATHER
		A	B	C	D	E	
	IC	1260	1280	1300	1320	1340	1540
	IA	1290	1310	1330	1350	1370	1570

# Impulse

IMRP	COM					LEATHER
	A	B	C	D	E	
	590	610	630	650	670	870

IMMP	COM					LEATHER
	A	B	C	D	E	
	590	610	630	650	670	870

IMRC	COM					LEATHER
	A	B	C	D	E	
	600	620	640	660	680	1030

IMMC	COM					LEATHER
	A	B	C	D	E	
	600	620	640	660	680	1030

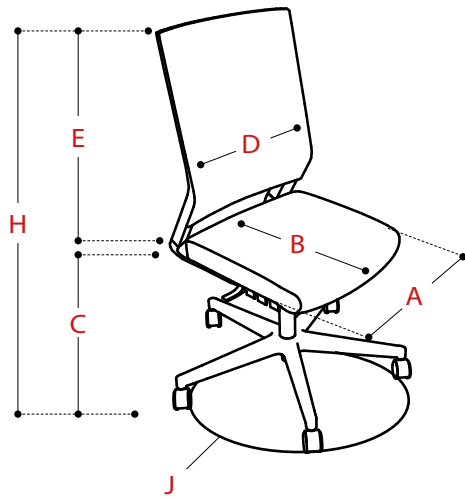




Mechanisms						
IC	Swivel, balance point synchromatic with tension control, locks in 4 positions, adjustment of seat and backrest height.					
IA	Swivel, balance point synchromatic with tension control, locks in 4 positions, 2 position dynamic-forward tilt, adjustment of seat and backrest height, seat slider (2 <sup>1/4</sup> ").					
Gas lifts						
GA01	5" range				Standard	
GA14	4" range, decreases the chair height by 1" at its lowest				-	
GA01HD	5" range, heavy duty				50	
Armrests						
Fixed	42	Fixed, in nylon for multipurpose chairs.			85	
	V5	Adjustable in width, in nylon with black polyurethane pads.			130	
	V6	Adjustable in width, in nylon and polished aluminum.			160	
	Adjustable	V1	Adjustable in width and height, with black polyurethane pads adjustable in depth, locks and pivot 60°.			250
		V2	Adjustable in width and in height, with black polyurethane pads adjustable in width and in depth and that pivot 360°.			320
Frames (IMRP/IMMP)						
N	Black	Standard	LB	Saphir	\$ 50/chair 4 chairs min.	
SX	Black sandex	-	DB	Minuit	\$ 50/chair 4 chairs min.	
CH	Charcoal	-	RD	Cardinal	\$ 50/chair 4 chairs min.	
SG	Metallic grey	-	DR	Bordeaux	\$ 50/chair 4 chairs min.	
WH	White	-	GR	Sauge	\$ 50/chair 4 chairs min.	
WX	White sandex	-	GP	Sapin	\$ 50/chair 4 chairs min.	
Z	Polished chrome	\$ 105	OG	Terracotta	\$ 50/chair 4 chairs min.	
PA	Polished chrome paint	\$ 50/chair 4 chairs min.	YC	Canari	\$ 50/chair 4 chairs min.	
Bases (IMR3/IMM3/IMR4/IMM4)						
N1	Black nylon				Standard	
A6	Polished aluminium				100	
Glides						
GL46	Black plastic (IMRP, IMMP)				Standard	
GL47	Black plastic with felt (IMRP, IMMP)				14	
GL48	Black plastic with felt (IMRC, IMMC)				18	

Casters		
30	For carpet	Standard
31	For hard floors	30
Lombar supports		
LSF	Fixed for mesh backrests (IMM3, IMM4)	Standard
LSM	With depth adjustment for mesh backrests (IMM3, IMM4)	70
LSR	With depth adjustment for upholstered backrests (IMR3, IMR4)	80
Upholstery		
AD	Upholstered seat and backrest with different colours	40
Mesh		
MN	Black	Standard
MA	Anthracite	20
MG	Grey	20
MW	White	20
MB	Blue	20
MO	Orange	20
MP	Purple	20
MR	Red	20
MV	Green	20





Measures	A	B	C	D	E	H	J	Weight	Volume	COM
IMR3	18 <sup>1/2</sup>	16	16 <sup>1/2</sup> - 21 <sup>1/4</sup>	18 <sup>1/2</sup>	22 - 24 <sup>1/2</sup>	39 - 45	27 <sup>1/2</sup>	40	16	1.2
	47	41	42 - 54	47	56 - 62	99 - 114	70	18	1.5	1.1
IMM3	18 <sup>1/2</sup>	16	16 <sup>1/2</sup> - 21 <sup>1/4</sup>	18 <sup>1/2</sup>	22 - 24 <sup>1/2</sup>	39 - 45	27 <sup>1/2</sup>	40	16	1.0
	47	41	42 - 54	47	56 - 62	99 - 114	70	18	1.5	0.9
IMR4	18 <sup>1/2</sup>	16	16 <sup>1/2</sup> - 21 <sup>1/4</sup>	18 <sup>1/2</sup>	29 - 31 <sup>1/2</sup>	46 - 52	27 <sup>1/2</sup>	44	19	1.3
	47	41	42 - 54	47	74 - 80	117 - 132	70	20	1.8	1.2
IMM4	18 <sup>1/2</sup>	16	16 <sup>1/2</sup> - 21 <sup>1/4</sup>	18 <sup>1/2</sup>	29 - 31 <sup>1/2</sup>	46 - 52	27 <sup>1/2</sup>	44	19	1
	47	41	42 - 54	47	74 - 80	117 - 132	70	20	1.8	0.9
IMRP	19	18 <sup>1/2</sup>	18 <sup>1/2</sup>	23	16 <sup>1/2</sup>	34 <sup>1/2</sup>	21 <sup>1/2</sup>	16	16	0.9
	48	47	47	58	42	88	55	7.3	1.5	0.8
IMMP	19	18 <sup>1/2</sup>	18 <sup>1/2</sup>	23	16 <sup>1/2</sup>	34 <sup>1/2</sup>	21 <sup>1/2</sup>	16	16	0.9
	48	47	47	58	42	88	55	7.3	1.5	0.8
IMRC	19	18 <sup>1/2</sup>	18 <sup>1/2</sup>	23	16 <sup>1/2</sup>	34 <sup>1/2</sup>	21 <sup>1/2</sup>	20	16	0.9
	48	47	47	58	42	88	55	9	1.5	0.8
IMMC	19	18 <sup>1/2</sup>	18 <sup>1/2</sup>	23	16 <sup>1/2</sup>	34 <sup>1/2</sup>	21 <sup>1/2</sup>	20	16	0.9
	48	47	47	58	42	88	55	9	1.5	0.8

Imperial system

Metric system

# Kadera

*The decidedly contemporary look of the Kadera armchair lends a touch of style to any work or meeting space. With its clean lines, free of superfluous detail, Kadera is a sturdy chair that provides roomy and exceptionally comfortable seating.*



## Collection

Ergonomic  
E

Executive  
D

Conference  
C



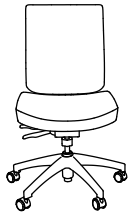
5001



5002

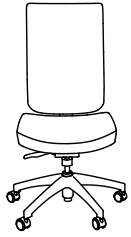


5001



		COM					
	A	B	C	D	E	LEATHER	
H	1010	1035	1060	1085	1110	1440	
MF	1125	1150	1175	1200	1225	1555	
SS	1165	1190	1215	1240	1265	1595	
SSHD	1450	1475	1500	1525	1550	1880	

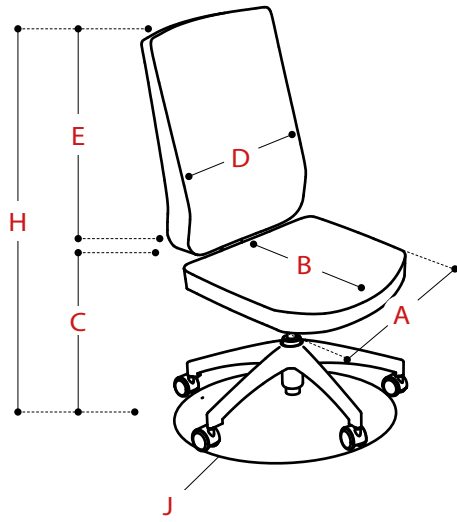
5002



		COM					
	A	B	C	D	E	LEATHER	
H	1055	1080	1105	1130	1155	1485	
MF	1170	1195	1220	1245	1270	1600	
SS	1210	1235	1260	1285	1310	1640	
SSHD	1495	1520	1545	1570	1595	1925	

Mechanisms			
H	Swivel, tilt and locking, seat height adjustment.		
MF	Swivel, tilt and locking, adjustment of backrest angle and seat height.		
SS	Swivel, tilt and locking, backrest angle adjustment, seat and backrest height adjustment, seat slider (2 <sup>1/4</sup> ”).		
SSHD	Swivel, tilt and locking, adjustment of backrest angle, seat and backrest height, seat slider (2 <sup>1/4</sup> ”).		
Gas lifts			
GA01	5” range	Standard	
GA14	4” range, decreases the chair height by 1” at its lowest	-	
GA01HD	5” range, heavy duty	50	
Seat dimension			
L	Large version: Seat at 22” and back at 20” (Measures: A & D)	70	
Armrests			
Fixed	12	Fixed, in black polypropylene.	95
	CN	Fixed, elliptical shape, with black polyurethane pads.	160
	77	Fixed, in polished aluminum, with black polyurethane pads.	210
	60	Fixed, in polished aluminum, C shape with polyurethane insert.	210
Adjustable	81	Adjustable in height, with black polyurethane pads adjustable in depth and pivot 60°.	100
	82	Adjustable in height, width, with black polyurethane pads adjustable in depth and pivot 60°.	180
	01S	Adjustable in width and in height with black polyurethane pads.	180
	89	Adjustable in width and height, with black polyurethane pads adjustable in width and depth and pivot 30°.	190
	99	Adjustable in width and in height with a numeric wheel, with black visco foam pads adjustable in width and depth.	300
<b>NEW</b>	XE99	Adjustable in width and in height, with black visco foam pads adjustable in width and depth.	260
Bases			
N2	Black nylon	Standard	
A6	Polished aluminium	100	
Casters			
70	For carpet	Standard	
7N	For hard floors	30	
Upholstery			
AD	Upholstered seat and backrest with different colours	40	





Measures	A	B	C	D	E	H	J	Weight	Volume	COM
5001	20	19	17 - 21 <sup>3/4</sup>	18	20	36 - 41 <sup>3/4</sup>	26	40	16	1.7
	51	48	43 - 55	46	51	91 - 106	66	18	1.5	1.6
5002	20	19	17 - 21 <sup>3/4</sup>	18	25	41 - 46 <sup>3/4</sup>	26	42	16	1.9
	51	48	43 - 55	46	64	104 - 119	66	19	1.5	1.7

Imperial system

Metric system

# Kendo

The wide range of configuration offered by Kendo gives this chair a natural versatility for working, community, studying/learning and entertainment. Its innovative concept allows both nesting and stacking capabilities while guaranteeing a high level of comfort and durability. With its multiple features to choose, such as frame, polypropylene and mesh finishes as well as writing tablets, Kendo has no equal in the multi-purpose chair category.



## Collection

Conference

Multi-purpose

Lounge and  
Waiting Room

C

A

R



KEPP



KEMP



KEPR



KEMR



CK1

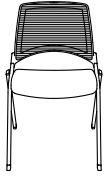




KEPP / KEMP

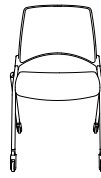


KEPP 475

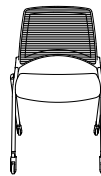


KEMP 525

KEPR / KEMR



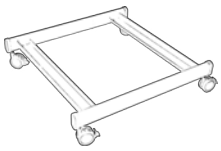
KEPR 580



KEMR 630

CK1

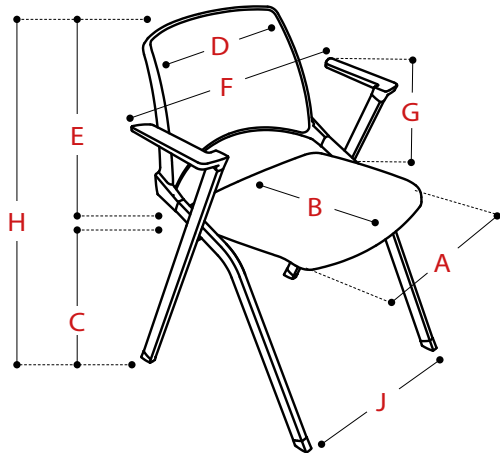
CK1 280



Trolley  
20 chairs capacity

<b>Armrests</b>							
D1	Fixed, in plastic, matching the backrest colour					50	
<b>Frames</b>							
N	Black paint					Standard	
G	Grey paint					45	
Z	Polished chrome					55	
<b>Ganging device</b>							
JC	For chairs without armrests					15	
JL	For chairs with armrests					30	
<b>Writing tablet</b>							
TDN	Right side writing tablet, black plastic (including armrests)					220	
TGN	Right left writing tablet, black plastic (including armrests)					220	
<b>Plastic colors</b>							
PN	Black					Standard	
PG	Grey					20	
<b>Upholstery</b>							
		A	<sup>COM</sup> B	C	D	E	COM
R1	Seat	75	90	105	120	135	0.9
R2	Seat and backrest	150	180	210	240	270	0.9
AD	Seat and backrest with a different colours						40
<b>Mesh</b>							
MN	Black						Standard
MA	Anthracite						20
MG	Grey						20
MW	White						20
MB	Blue						20
MO	Orange						20
MP	Purple						20
MR	Red						20
MV	Green						20





Measures	A	B	C	D	E	F	G	H	J	Weight	Volume
KEPP	18	17	18	16	11	24 <sup>1/2</sup>	8 <sup>1/2</sup>	31 <sup>1/4</sup>	21	14	13
	46	43	46	41	28	62	22	79	53	6.4	1.2
KEMP	18	17	18	16	11	24 <sup>1/2</sup>	8 <sup>1/2</sup>	31 <sup>1/4</sup>	21	14	13
	46	43	46	41	28	62	22	79	53	6.4	1.2
KEPR	18	17	18	16	11	24 <sup>1/2</sup>	8 <sup>1/2</sup>	31 <sup>1/4</sup>	21	14	13
	46	43	46	41	28	62	22	79	53	6.4	1.2
KEMR	18	17	18	16	11	24 <sup>1/2</sup>	8 <sup>1/2</sup>	31 <sup>1/4</sup>	21	14	13
	46	43	46	41	28	62	22	79	53	6.4	1.2

Imperial system

Metric system

# Maglia

*Based on a totally modern and innovative approach, the Maglia is distinguished by its fine and light lines adding dynamism and audacity to workspaces. Maglia offers a unique range of quality armchairs at an impressive price. With its two backrest heights and two frame finishes, Maglia is the perfect chair to add a touch of elegance and class to your office.*



## Collection

Executive

D

Conference

C

Stool

T



MAP2



MAP3



MAA2



MAA3



MAP2S



MAA2S



### MAP2



MAP2 970



MAP2S 1120

### MAP3



MAP3 1010

### MAA2



MAA2 1260



MAA2S 1410

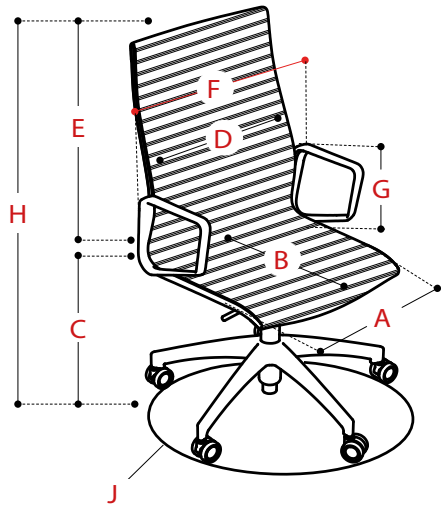
### MAA3



MAA3 1310

Mechanisms		
BN	Swivel, tilt and locking, in black aluminum. (MAP2, MAP3, MAP2S)	
BZ	Swivel, tilt and locking, in polished aluminum. (MAA2, MAA3, MAA2S)	
Gas lifts		
GA07	6" range, black	Standard
GA07Z	6" range, chrome	10
Bases		
N2	Black nylon	Standard
A6	Polished aluminium	100
Casters		
70	For carpet	Standard
7N	For hard floors	30
25	For carpet, with chrome detail (60 mm)	10
Mesh		
MN	Black	Standard
MA	Anthracite	20
MG	Grey	20
MB	Blue	20
MO	Orange	20
MR	Red	20
MJ	Yellow	20
MV	Green	20





Measures	A	B	C	D	E	F	G	H	J	Weight	Volume
MAP2	19 <sup>1/4</sup>	17 <sup>1/2</sup>	18 - 23 <sup>1/2</sup>	18 <sup>1/4</sup>	17 <sup>1/4</sup>	19 <sup>1/4</sup>	9	35 <sup>1/2</sup> - 41	26	22	13
	49	44	46 - 60	46	44	49	23	90 - 104	66	10	1.2
MAP3	19 <sup>1/4</sup>	17 <sup>1/2</sup>	18 - 23 <sup>1/2</sup>	17	23	19 <sup>1/4</sup>	9	41 - 46 <sup>1/2</sup>	26	30	16
	49	44	46 - 60	43	58	49	23	104 - 118	66	13.6	1.5
MAA2	19 <sup>1/4</sup>	17 <sup>1/2</sup>	18 - 23 <sup>1/2</sup>	18 <sup>1/4</sup>	17 <sup>1/4</sup>	19 <sup>1/4</sup>	9	35 <sup>1/2</sup> - 41	26	22	13
	49	44	46 - 60	46	44	49	23	90 - 104	66	10	1.2
MAA3	19 <sup>1/4</sup>	17 <sup>1/2</sup>	18 - 23 <sup>1/2</sup>	17	23	19 <sup>1/4</sup>	9	41 - 46 <sup>1/2</sup>	26	30	16
	49	44	46 - 60	43	58	49	23	104 - 118	66	13.6	1.5
MAP2S	19 <sup>1/4</sup>	17 <sup>1/2</sup>	24 - 34 <sup>1/2</sup>	18 <sup>1/4</sup>	17 <sup>1/4</sup>	19 <sup>1/4</sup>	9	41 <sup>1/2</sup> - 52	26	40	19
	49	44	61 - 88	46	44	49	23	105 - 132	66	18	1.8
MAA2S	19 <sup>1/4</sup>	17 <sup>1/2</sup>	24 - 34 <sup>1/2</sup>	18 <sup>1/4</sup>	17 <sup>1/4</sup>	19 <sup>1/4</sup>	9	41 <sup>1/2</sup> - 52	26	40	19
	49	44	61 - 88	46	44	49	23	105 - 132	66	18	1.8

Imperial system

Metric system

# Neos

*Neos follows in a rich tradition of armchairs that combine ergonomic qualities with a contemporary look. The result of a completely new design process, Neos is the ultimate in versatility and comfort. The complete line includes executive, conference room, and multi-purpose chairs as well as laboratory chairs with a foot ring.*



## Collection

Ergonomic  
E

Executive  
D

Conference  
C

Multi-purpose  
A

Stool  
T



1070



1080



1082



1090



1070P



1070T



1070R



1010P



1012P



1012R



1022



1070DSN



1080DSN



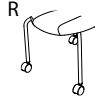
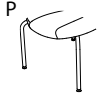
1082DSN





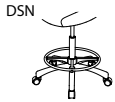
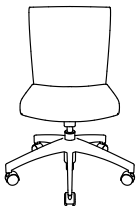
1070

		COM					LEATHER
		A	B	C	D	E	
T	1070T	630	655	680	705	730	910
	1070P	630	655	680	705	730	910
	1070R	630	655	680	705	730	910



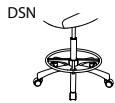
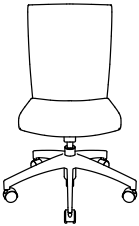
1070

		COM					LEATHER
		A	B	C	D	E	
	H	665	690	715	740	765	1095
	MF	780	805	830	855	880	1210
	MFE	820	845	870	895	920	1250
	SS	820	845	870	895	920	1250
	SSE	865	890	915	940	965	1295
	SYE	800	825	850	875	900	1230
	DSN	905	930	955	980	1005	1335



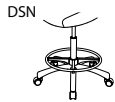
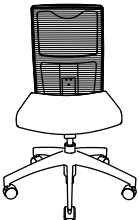
1080

		COM					LEATHER
		A	B	C	D	E	
	H	710	735	760	785	810	1140
	MF	825	850	875	900	925	1255
	MFE	865	890	915	940	965	1295
	SS	865	890	915	940	965	1295
	SSE	910	935	960	985	1010	1340
	SYE	845	870	895	920	945	1275
	DSN	950	975	1000	1025	1050	1380

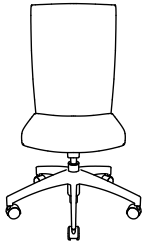


1082

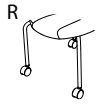
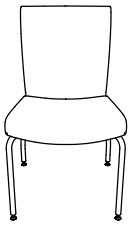
		COM					LEATHER
		A	B	C	D	E	
	H	740	765	790	815	840	1020
	MFJ	855	880	905	930	955	1135
	SSJ	895	920	945	970	995	1175
	SYJ	875	900	925	950	975	1155
	DSN	980	1005	1030	1055	1080	1410



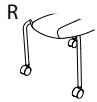
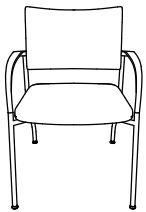
1090	COM					LEATHER
	A	B	C	D	E	
H	745	770	795	820	845	1175
MF	860	885	910	935	960	1290
MFE	900	925	950	975	1000	1330
SS	900	925	950	975	1000	1330
SSE	945	970	995	1020	1045	1375
SYE	880	905	930	955	980	1310



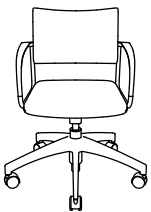
1010	COM					LEATHER	
	A	B	C	D	E		
P	1010P	550	575	600	625	650	830
	1010R	550	575	600	625	650	830



1012	COM					LEATHER	
	A	B	C	D	E		
P	1012P	580	605	630	655	680	860
	1012R	580	605	630	655	680	860



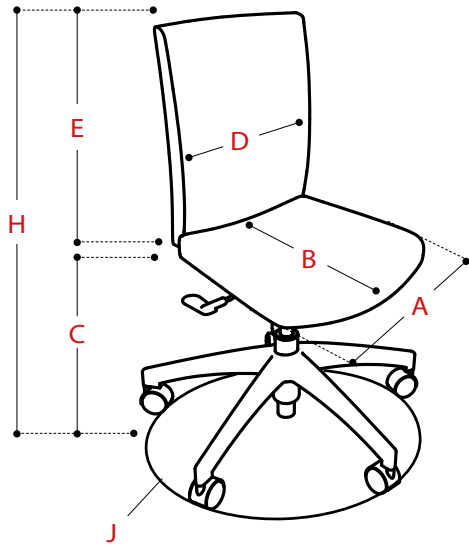
1022	COM					LEATHER
	A	B	C	D	E	
H	660	685	710	735	760	940



Mechanisms			
H	Swivel, tilt and locking, seat height adjustment.		
MF	Swivel, tilt and locking, adjustment of backrest angle, seat and backrest height.		
MFE	Swivel, tilt and locking, adjustment of seat front tilt, backrest angle, seat and backrest height (ratchet).		
MFJ	Swivel, tilt and locking, adjustment of backrest angle and seat height.		
SS	Swivel, tilt and locking, adjustment of backrest angle, seat and backrest height, seat slider.		
SSJ	Swivel, tilt and locking, backrest angle and seat height adjustment, seat slider.		
SSE	Swivel, tilt and locking, backrest angle adjustment, seat and backrest height adjustment (ratchet), seat slider.		
SYJ	Swivel, synchro-tilt mechanism (2:1), locks in 4 positions, seat height adjustment, seat slider.		
SYE	Swivel, synchro-tilt (2:1), locks in 4 positions, seat and backrest height adjustment (ratchet), seat slider.		
DSN	Swivel, seat and backrest angle and height adjustment, foot ring.		
Gas lifts			
GA01	5" range	Standard	
GA14	4" range, decreases the chair height by 1" at its lowest	-	
GA07	5" range (1022)	Standard	
Armrests			
Fixed	12	Fixed, in black polypropylene.	95
	11	Fixed, with black polyurethane pads.	110
	CN	Fixed, elliptical shape, with black polyurethane pads.	160
	77	Fixed, in polished aluminum, with black polyurethane pads.	210
	60	Fixed, in polished aluminum, C shape with polyurethane insert.	210
Adjustable	81	Adjustable in height, with black polyurethane pads adjustable in depth and pivot 60°.	100
	82	Adjustable in height, width, with black polyurethane pads adjustable in depth and pivot 60°.	180
	01S	Adjustable in width and in height with black polyurethane pads.	180
	89	Adjustable in width and height, with black polyurethane pads adjustable in width and depth and pivot 30°.	190
	99	Adjustable in width and in height with a numeric wheel, with black visco foam pads adjustable in width and depth.	300
<b>NEW</b>	XE99	Adjustable in width and in height, with black visco foam pads adjustable in width and depth.	260

Frames					
N	Black	Standard	LB	Saphir	\$ 50/chair 4 chairs min.
SX	Black sandex	-	DB	Minuit	\$ 50/chair 4 chairs min.
CH	Charcoal	-	RD	Cardinal	\$ 50/chair 4 chairs min.
SG	Metallic grey	-	DR	Bordeaux	\$ 50/chair 4 chairs min.
WH	White	-	GR	Sauge	\$ 50/chair 4 chairs min.
WX	White sandex	-	GP	Sapin	\$ 50/chair 4 chairs min.
Z	Polished chrome	\$ 105	OG	Terracotta	\$ 50/chair 4 chairs min.
PA	Polished chrome paint	\$ 50/chair 4 chairs min.	YC	Canari	\$ 50/chair 4 chairs min.
Bases					
N2	Black nylon				Standard
A6	Polished aluminium				100
Glides					
GL30	Glides replacing casters on N2 and A6 base				30
GL48	Black plastic with felt (1070T)				18
Casters					
70	For carpet				Standard
7N	For hard floors				30
90	For carpet (1010R/1012R/1070R)				Standard
91	For hard floors (1010R/1012R/1070R)				40
Upholstery					
M	Additional cushioning of the seat (+1 ½") and the backrest (+½") (1010/1012/1022)				80
AD	Upholstered seat and backrest with different colours				40





Measures	A	B	C	D	E	H	J	Weight	Volume	COM
1070	19 <sup>1/2</sup>	19	17 <sup>1/2</sup> - 22 <sup>1/2</sup>	17	19	35 <sup>1/2</sup> - 43	26	38	13	1.5
	50	48	44 - 57	43	48	90 - 109	66	17.2	1.2	1.4
1080	19 <sup>1/2</sup>	19	17 <sup>1/2</sup> - 22 <sup>1/2</sup>	17	21 <sup>1/2</sup>	38 - 45 <sup>1/2</sup>	26	41	16	1.6
	50	48	44 - 57	43	55	97 - 116	66	18.5	1.5	1.5
1082	19 <sup>1/2</sup>	19	17 <sup>1/2</sup> - 22 <sup>1/2</sup>	16 <sup>1/2</sup>	19 <sup>1/2</sup>	39 - 44	26	37	16	0.9
	50	48	44 - 57	42	50	99 - 111	66	16.8	1.5	0.8
1090	19 <sup>1/2</sup>	19	17 <sup>1/2</sup> - 22 <sup>1/2</sup>	17 <sup>1/2</sup>	24	40 <sup>1/2</sup> - 48	26	46	16	1.6
	50	48	44 - 57	44	61	103 - 122	66	20.9	1.5	1.5
1070P/R	19 <sup>1/2</sup>	19	17 <sup>1/2</sup>	17	19	33 <sup>1/2</sup>	22	30	13	1.5
	50	48	44	43	48	85	56	13.6	1.2	1.4
1070T	19 <sup>1/2</sup>	19	17 <sup>1/2</sup>	17	19	33 <sup>1/2</sup>	21 <sup>1/2</sup>	32	13	1.5
	50	48	44	43	48	85	55	14.5	1.2	1.4
1010P/R	18	18 <sup>1/2</sup>	17 <sup>1/2</sup>	18 <sup>1/2</sup>	11 <sup>1/2</sup>	23 <sup>1/2</sup>	21 <sup>1/2</sup>	15	13	1.1
	46	47	44	47	29	60	55	6.8	1.2	1
1012P/R	18	18 <sup>1/2</sup>	17 <sup>1/2</sup>	18 <sup>1/2</sup>	11 <sup>1/2</sup>	23 <sup>1/2</sup>	21 <sup>1/2</sup>	18	13	1.1
	46	47	44	47	29	60	55	8	1.2	1
1022	19	18 <sup>1/2</sup>	16 - 21 <sup>1/4</sup>	18 <sup>1/2</sup>	13	31 <sup>1/4</sup> - 36 <sup>1/2</sup>	26	28	13	1.1
	48	47	41 - 54	47	33	79 - 93	66	12.7	1.2	1
1070DSN	19 <sup>1/2</sup>	18 <sup>1/2</sup>	24 - 34	16 <sup>1/2</sup>	19	41 <sup>3/4</sup> - 56	26	38	16	1.5
	50	47	61 - 86	42	48	106 - 142	66	17.2	1.5	1.4
1080DSN	19 <sup>1/2</sup>	18 <sup>1/2</sup>	24 - 34	16 <sup>1/2</sup>	21 <sup>1/2</sup>	44 <sup>1/4</sup> - 58 <sup>1/2</sup>	26	38	16	1.6
	50	47	61 - 86	42	55	113 - 149	66	17.2	1.5	1.5
1082DSN	19 <sup>1/2</sup>	18 <sup>1/2</sup>	24 - 34	16 <sup>1/2</sup>	21 <sup>1/2</sup>	45 <sup>1/4</sup> - 55 <sup>1/2</sup>	26	38	16	0.9
	50	47	61 - 86	42	55	115 - 141	66	17.2	1.5	0.8

Imperial system

Metric system

# Quatra

*With form fitting curves for extra lumbar support, Quatra sets the ergonomic standard for office, occasional and laboratory chairs. Any Quatra chair can be personalized for true universal comfort with a range of interchangeable components. Perfect for working long hours at a stretch, Quatra chairs feature several different seat and backrest models with exchangeable slip covers.*



## Collection

Ergonomic  
E

Executive  
D

Conference  
C

Multi-purpose  
A

Stool  
T



4001



4002



4003



4004



4005



4001R



4001T



4001P



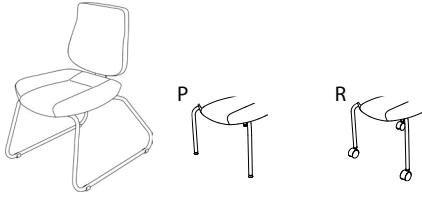
4001DSN



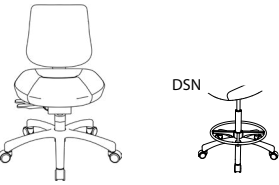
4002DSN



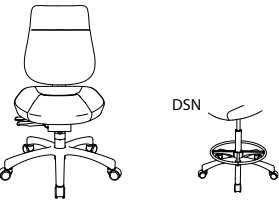
4001	COM					LEATHER	
	A	B	C	D	E		
T	4001T	730	755	780	805	830	1160
	4001P	730	755	780	805	830	1160
	4001R	730	755	780	805	830	1160



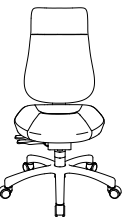
4001	COM					LEATHER	
	A	B	C	D	E		
	H	810	835	860	885	910	1240
	MF	925	950	975	1000	1025	1355
	SS	965	990	1015	1040	1065	1395
	DSN	1050	1075	1100	1125	1150	1480



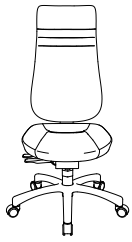
4002	COM					LEATHER	
	A	B	C	D	E		
	H	855	880	905	930	955	1285
	MF	970	995	1020	1045	1070	1400
	SS	1010	1035	1060	1085	1110	1440
	SYE	990	1015	1040	1065	1090	1420
	DSN	1095	1120	1145	1170	1195	1525



4003	COM					LEATHER	
	A	B	C	D	E		
	H	895	920	945	970	995	1325
	MF	1010	1035	1060	1085	1110	1440
	SS	1050	1075	1100	1125	1150	1480
	SYE	1030	1055	1080	1105	1130	1460
	SSHHD	1335	1360	1385	1410	1435	1765

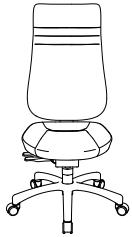


## 4004



		COM					LEATHER
		A	B	C	D	E	
H	935	960	985	1010	1035	1365	
MF	1050	1075	1100	1125	1150	1480	
SS	1090	1115	1140	1165	1190	1520	
SYE	1070	1095	1120	1145	1170	1500	
SSHD	1375	1400	1425	1450	1475	1805	

## 4005



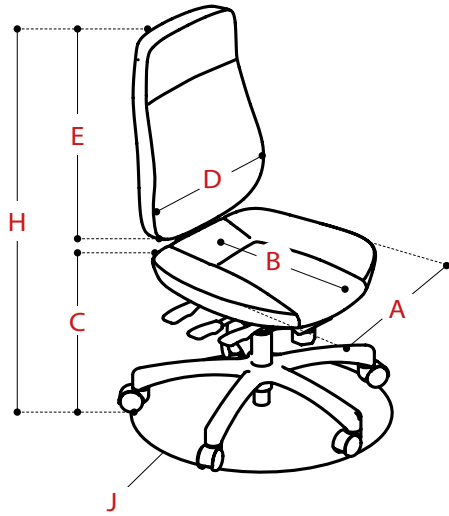
		COM					LEATHER
		A	B	C	D	E	
H	1020	1045	1070	1095	1120	1450	
MF	1135	1160	1185	1210	1235	1565	
SS	1175	1200	1225	1250	1275	1605	
SSHD	1460	1485	1510	1535	1560	1890	



Mechanisms			
H	Swivel, tilt and locking, seat height adjustment.		
MF	Swivel, tilt and locking, adjustment of backrest angle, seat and backrest height.		
SS	Swivel, tilt and locking, backrest angle adjustment, seat and backrest height adjustment, seat slider (2 <sup>1/4</sup> ").		
SYE	Swivel, synchro-tilt (2:1), locks in 4 positions, seat and backrest height adjustment (ratchet), seat slider (2 <sup>1/4</sup> ").		
DSN	Swivel, seat and backrest angle and height adjustment, footring.		
SSHD	Swivel, tilt and locking, adjustment of backrest angle, seat and backrest height, seat slider (2 <sup>1/4</sup> "), heavy duty.		
Back uprights			
BU	Straight, standard backrest position. Seat depth: 17 <sup>1/2</sup> "	-	
BU1	Curved, forward backrest position. Seat depth: 16 <sup>1/2</sup> "	-	
BU2	Curved, backward backrest position. Seat depth: 18 <sup>1/2</sup> "	-	
Gas lifts			
GA01	5" range	Standard	
GA14	4" range, decreases the chair height by 1" at its lowest	-	
GA01HD	5" range, heavy duty	50	
Seat dimension			
S	Small version: Seat at 18" and back at 15" (Measures : A and D)	70	
L	Large version: Seat at 22" (Measures : A)	70	
Armrests			
Fixed	12	Fixed, in black polypropylene.	95
	11	Fixed, with black polyurethane pads.	110
	CN	Fixed, elliptical shape, with black polyurethane pads.	160
	77	Fixed, in polished aluminum, with black polyurethane pads.	210
	60	Fixed, in polished aluminum, C shape with polyurethane insert.	210
Adjustable	81	Adjustable in height, with black polyurethane pads adjustable in depth and pivot 60°.	100
	82	Adjustable in height, width, with black polyurethane pads adjustable in depth and pivot 60°.	180
	01S	Adjustable in width and in height with black polyurethane pads.	180
	75	Adjustable in width and in height with a numeric wheel, with black polyurethane pads.	190
	89	Adjustable in width and height, with black polyurethane pads adjustable in width and depth and pivot 30°.	190
	99	Adjustable in width and in height with a numeric wheel, with black visco foam pads adjustable in width and depth.	300
	<b>NEW</b>	XE99	Adjustable in width and in height, with black visco foam pads adjustable in width and depth.

Frames (4001 R - T - P)							
N	Black	Standard	LB	Saphir			\$ 50/chair 4 chairs min.
SX	Black sandex	-	DB	Minuit			\$ 50/chair 4 chairs min.
CH	Charcoal	-	RD	Cardinal			\$ 50/chair 4 chairs min.
SG	Metallic grey	-	DR	Bordeaux			\$ 50/chair 4 chairs min.
WH	White	-	GR	Sauge			\$ 50/chair 4 chairs min.
WX	White sandex	-	GP	Sapin			\$ 50/chair 4 chairs min.
Z	Polished chrome	\$ 105	OG	Terracotta			\$ 50/chair 4 chairs min.
PA	Polished chrome paint	\$ 50/chair 4 chairs min.	YC	Canari			\$ 50/chair 4 chairs min.
Bases							
N6	Black nylon						Standard
N10	Black nylon (4004/4005/4001DSN/4002DSN)						Standard
A5	Polished aluminium						100
Glides							
GL30	Glides replacing casters on N6 and A5 bases						30
GL48	Black plastic with felt (4001T)						18
Casters							
14	For carpet						Standard
5N	For hard floors						30
90	For carpet (4001R)						Standard
91	For hard floors (4001R)						40
Upholstery							
AD	Upholstered seat and backrest with different colours						40
Slip covers							
Applicable to all sizes		A	COM B	C	D	E	LEATHER
Seat cover		150	160	170	180	190	300
Backrest cover 4001		105	115	125	135	145	355
Backrest cover 4002		125	135	145	155	165	375
Backrest cover 4003		145	155	165	175	185	395
Backrest cover 4004		170	180	190	200	210	420
Backrest cover 4005		190	205	220	235	250	265





Measures	A	B	C	D	E	H	J	Weight	Volume	COM
4001	20	17 <sup>1/2</sup>	17 <sup>1/2</sup> - 22 <sup>1/2</sup>	17	15	32 - 39 <sup>1/2</sup>	25	40	13	1.2
	51	44	44 - 57	43	38	81 - 100	64	18	1.2	1.1
4002	20	17 <sup>1/2</sup>	17 <sup>1/2</sup> - 22 <sup>1/2</sup>	17	19	36 - 43 <sup>1/2</sup>	25	42	13	1.3
	51	44	44 - 57	43	48	91 - 110	64	19	1.2	1.2
4003	20	17 <sup>1/2</sup>	17 <sup>1/2</sup> - 22 <sup>1/2</sup>	17	23	41 - 48 <sup>1/2</sup>	25	44	16	1.3
	51	44	44 - 57	43	58	104 - 123	64	20	1.5	1.2
4004	20	17 <sup>1/2</sup>	17 <sup>1/2</sup> - 22 <sup>1/2</sup>	17	28	45 - 52 <sup>1/2</sup>	26	46	19	1.5
	51	44	44 - 57	43	71	114 - 133	66	20.9	1.8	1.4
4005	22	17 <sup>1/2</sup>	17 <sup>1/2</sup> - 22 <sup>1/2</sup>	19	28	45 - 52 <sup>1/2</sup>	26	46	19	1.6
	56	44	44 - 57	48	71	114 - 133	66	20.9	1.8	1.5
4001T	20	17 <sup>1/2</sup>	17 <sup>1/2</sup>	17	15	33 <sup>1/2</sup>	20 <sup>1/2</sup>	40	13	1.2
	51	44	44	43	38	85	52	18	1.2	1.1
4001P/R	20	17 <sup>1/2</sup>	18	17	15	33 <sup>1/2</sup>	26	40	13	1.2
	51	44	46	43	38	85	66	18	1.2	1.1
4001DSN	20	17 <sup>1/2</sup>	24 - 34	17	15	39 <sup>3/4</sup> - 52 <sup>1/4</sup>	26	40	13	1.2
	51	44	61 - 86	43	38	101 - 133	66	18	1.2	1.1
4002DSN	20	17 <sup>1/2</sup>	24 - 34	17	19	43 <sup>3/4</sup> - 56 <sup>1/4</sup>	26	42	16	1.2
	51	44	61 - 86	43	48	111 - 143	66	19	1.5	1.1

Imperial system

Metric system

# Repend

*Lean and stylish, Repend reflects modernism. Available in three (3) colors, its shell is ideal for meeting areas and collaborative spaces. Repend will suit to any environment.*



## Collection

Conference

Multi-purpose

Lounge and  
Waiting Room

C

A

R



RE4



RET



REE



REP



RE4

RE4 550



RET

RET 610



REE

REE 610



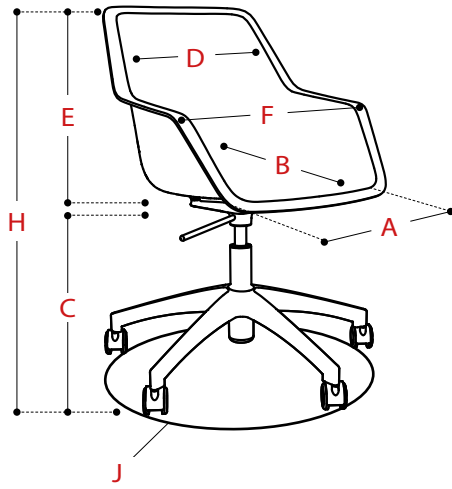
REP

REP 840



Mechanism (REP/REE)							
LV	Swivel, seat height adjustment, polished aluminum (REP/REE)						
Frames (RE4/RET)							
N	Black	Standard	LB	Saphir	\$ 50/chair 4 chairs min.		
SX	Black sandex	-	DB	Minuit	\$ 50/chair 4 chairs min.		
CH	Charcoal	-	RD	Cardinal	\$ 50/chair 4 chairs min.		
SG	Metallic grey	-	DR	Bordeaux	\$ 50/chair 4 chairs min.		
WH	White	-	GR	Sauge	\$ 50/chair 4 chairs min.		
WX	White sandex	-	GP	Sapin	\$ 50/chair 4 chairs min.		
Z	Polished chrome	\$ 105	OG	Terracotta	\$ 50/chair 4 chairs min.		
PA	Polished chrome paint	\$ 50/chair 4 chairs min.	YC	Canari	\$ 50/chair 4 chairs min.		
Bases							
N2	Black nylon (REE)					Standard	
A6	Polished aluminium (REE)					100	
A8	Polished aluminium (REP)					Standard	
Casters (REE)							
70	For carpet					Standard	
7N	For hard floors					30	
25	For carpet, with chrome detail (60 mm)					10	
Upholstery		A	COM B	C	D	E	LEATHER
R1	Seat	100	110	120	130	140	240
Plastic colors							
PN	Black					Standard	
PW	White					-	
PG	Grey					-	





Measures	A	B	C	D	E	F	H	J	Weight	Volume
RE4	18	18	17	16 <sup>1/2</sup>	17	24	32 <sup>1/2</sup>	20	18	11
	46	46	43	42	43	61	83	51	8	1
RET	18	18	17	16 <sup>1/2</sup>	17	24	32 <sup>1/2</sup>	19	18	11
	46	46	43	42	43	61	83	48	8	1
REE	18	18	15 - 18 <sup>1/2</sup>	16 <sup>1/2</sup>	17	24	31 - 35	20	23	11
	46	46	38 - 47	42	43	61	79 - 89	51	10.4	1
REP	18	18	17 - 22	16 <sup>1/2</sup>	17	24	33 - 38	26	22	11
	46	46	43 - 56	42	43	61	84 - 97	66	10	1

Imperial system

Metric system

# Scope

*The future is here, the future is Scope.*

*Created by renowned designer Martin Ballendat, Scope is a complete family of task, meeting and multi-purpose chairs. Every component was specifically designed using a consistent theme and style. The end result created offers a stunning visual impact.*



## Collection

Ergonomic

Executive

Conference

Multi-purpose

E

D

C

A



3001



3001N



3005



3005N



3101



3103



3102



3104



3003

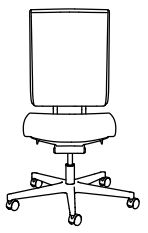


3007

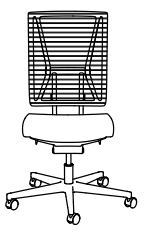




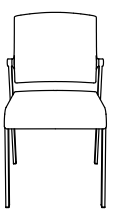
3001			A	COM B	C	D	E	LEATHER
		3001	1750	1775	1800	1825	1850	2180
	3001N	1800	1825	1850	1875	1900	2230	




3005			A	COM B	C	D	E	LEATHER
		3005	1750	1770	1790	1810	1830	2030
	3005N	1800	1820	1840	1860	1880	2080	



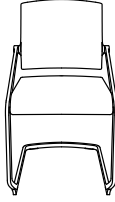
3101			A	COM B	C	D	E	LEATHER
		3101	790	815	840	865	890	1220



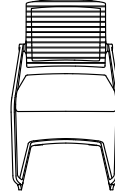
3103			A	COM B	C	D	E	LEATHER
		3103	790	810	830	850	870	1070



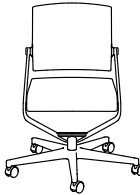
3102	COM					E	LEATHER
	A	B	C	D	E		
3102	850	875	900	925	950	1280	



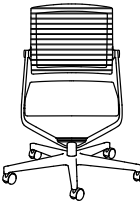
3104	COM					E	LEATHER
	A	B	C	D	E		
3104	850	870	890	910	930	1130	



3003	COM					E	LEATHER
	A	B	C	D	E		
3003	1260	1285	1310	1335	1360	1690	



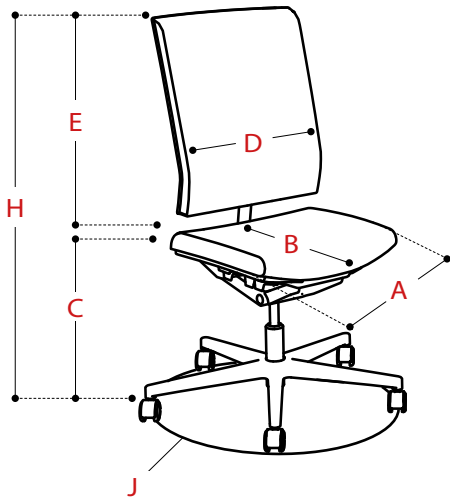
3007	COM					E	LEATHER
	A	B	C	D	E		
3007	1260	1280	1300	1320	1340	1540	



Mechanisms			
SC		Die cast aluminum, swivel, balance point synchromatic with sliding tension control, locks in 3 positions, seat and backrest height adjustment, seat slider (4")	Standard
Armrests			
Fixed	31	Fixed, in polished aluminum with soft polyurethane inlay pad.	190
Adjustable	V6	Fixed, in nylon and polished aluminum.	160
	V8	Adjustable in width and height, with black polyurethane pads adjustable in depth and pivot 60°, with chrome structure	315
	V8N	Adjustable in width and height, with black polyurethane pads adjustable in depth and pivot 60°, with black structure	385
	V9	Adjustable in width and in height, with black polyurethane pads adjustable in width and in depth and pivot 360°.	370
Bases			
N1		Black nylon (3001/3001N/3005/3005N)	Standard
A2		Polished aluminium (3001/3001N/3005/3005N)	160
A2N		Black polished aluminium (3001/3001N/3005/3005N)	170
A4		Polished aluminium (3003/3007)	Standard
Glides			
GL53		Black plastic with felt (3101/3103)	20
GL54		Black plastic with felt (3102/3104)	20
Casters			
26		For carpet (3001/3001N/3005/3005N)	Standard
27		For hard floors (3001/3001N/3005/3005N)	30
28		For carpet (3003/3007)	Standard
29		For hard floors (3003/3007)	30
Lombar supports			
LSR		With depth adjustment for upholstered backrest (3001/3001N)	115
LSM		With depth adjustment for mesh backrest (3005/3005N)	65
Headrest			
ATR		Upholstered	230
Upholstery			
AD		Upholstered seat and backrest with different colours	40

Mesh		
MD	Dark grey	Standard
MM	Middle grey	-
MS	Silver grey	-
MN	Black	-
MA	Anthracite	-
MG	Grey	-
MW	White	-
MB	Blue	-
MO	Orange	-
MP	Purple	-
MR	Red	-
MV	Green	-





Measures	A	B	C	D	E	H	J	Weight	Volume	COM
3001	19	17	18 - 22 <sup>1/2</sup>	18	23	42 - 51	28	42	19	1.0
	48	43	46 - 57	46	58	107 - 130	71	19	1.8	0.9
3001N	19	17	18 - 22 <sup>1/2</sup>	18	23	42 - 51	28	42	19	1.0
	48	43	46 - 57	46	58	107 - 130	71	19	1.8	0.9
3005	19	17	18 - 22 <sup>1/2</sup>	18	23	42 - 51	28	42	19	1.0
	48	43	46 - 57	46	58	107 - 130	71	19	1.8	0.9
3005N	19	17	18 - 22 <sup>1/2</sup>	18	23	42 - 51	28	42	19	1.0
	48	43	46 - 57	46	58	107 - 130	71	19	1.8	0.9
3101	19	19 <sup>1/2</sup>	19	17 <sup>1/2</sup>	17	35	20 <sup>1/2</sup>	18	16	1.0
	48	50	48	44	43	89	55	8	1.5	0.9
3103	19	19 <sup>1/2</sup>	19	17 <sup>1/2</sup>	17	35	20 <sup>1/2</sup>	18	16	1.0
	48	50	48	44	43	89	55	8	1.5	0.9
3102	19	19 <sup>1/2</sup>	19	17 <sup>1/2</sup>	17	35	20 <sup>1/2</sup>	18	16	1.0
	48	50	48	44	43	89	55	8	1.5	0.9
3104	19	19 <sup>1/2</sup>	19	17 <sup>1/2</sup>	17	35	20 <sup>1/2</sup>	18	16	1.0
	48	50	48	44	43	89	55	8	1.5	0.9
3003	19	19 <sup>1/2</sup>	19	17 <sup>1/2</sup>	17	37	26	29	16	1.0
	48	50	48	44	43	94	66	13.1	1.5	0.9
3007	19	19 <sup>1/2</sup>	19	17 <sup>1/2</sup>	17	37	26	29	16	1.0
	48	50	48	44	43	94	66	13.1	1.5	0.9

Imperial system

Metric system

# Sity

*Bold design and advanced ergonomics make Sity armchairs the perfect solution for long work days. Memory foam inserts in critical areas of the seat and backrest provide maximum comfort. Upholstered with finesse and elegance, Sity is available in three different back heights and two seat widths.*



## Collection

Ergonomic  
E

Executive  
D

Conference  
C

Multi-purpose  
A



9001



9002



9003



9001T



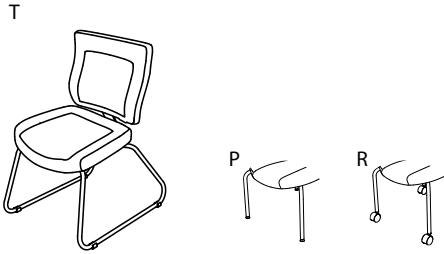
9001P



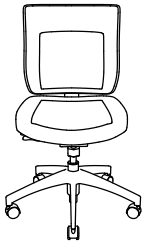
9001R



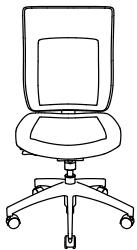
9001	COM						LEATHER
	A	B	C	D	E		
9001T	780	805	830	855	880	1210	
9001P	780	805	830	855	880	1210	
9001R	780	805	830	855	880	1210	



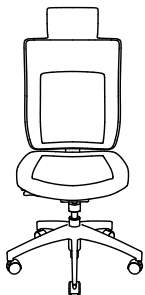
9001	COM						LEATHER
	A	B	C	D	E		
H	880	905	930	955	980	1310	
MF	995	1020	1045	1070	1095	1425	
MFE	1035	1060	1085	1110	1135	1465	
SS	1035	1060	1085	1110	1135	1465	
SSE	1080	1105	1130	1155	1180	1510	
SYE	1015	1040	1065	1090	1115	1445	



9002	COM						LEATHER
	A	B	C	D	E		
H	925	950	975	1000	1025	1355	
MF	1040	1065	1090	1115	1140	1470	
MFE	1080	1105	1130	1155	1180	1510	
SS	1080	1105	1130	1155	1180	1510	
SSE	1125	1150	1175	1200	1225	1555	
SYE	1060	1085	1110	1135	1160	1490	
SSHD	1365	1390	1415	1440	1465	1795	



9003	COM						LEATHER
	A	B	C	D	E		
H	965	990	1015	1040	1065	1395	
MF	1080	1105	1130	1155	1180	1510	
MFE	1120	1145	1170	1195	1220	1550	
SS	1120	1145	1170	1195	1220	1550	
SSE	1165	1190	1215	1240	1265	1595	
SYE	1100	1125	1150	1175	1200	1530	
SSHD	1405	1430	1455	1480	1505	1835	

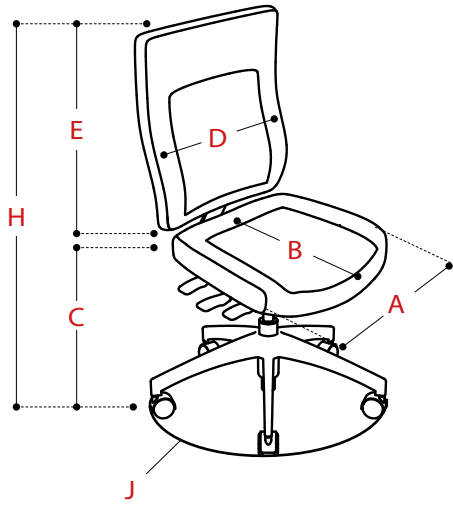


Mechanisms			
H	Swivel, tilt and locking, seat height adjustment		
MF	Swivel, tilt and locking, adjustment of backrest angle, seat and backrest height.		
MFE	Swivel, tilt and locking, adjustment of seat front tilt, backrest angle, seat and backrest height (ratchet).		
SS	Swivel, tilt and locking, adjustment of backrest angle, seat and backrest height, seat slider (2 <sup>1/4</sup> ").		
SSE	Swivel, tilt and locking, backrest angle adjustment, seat and backrest height adjustment (ratchet), seat slider (2 <sup>1/4</sup> ").		
SYE	Swivel, synchro-tilt (2:1), locks in 4 positions, seat and backrest height adjustment (ratchet), seat slider (2 <sup>1/4</sup> ").		
SSHD	Swivel, tilt and locking, adjustment of backrest angle, seat and backrest height, seat slider (2 <sup>1/4</sup> "), heavy duty.		
Gas lifts			
GA01	5" range	Standard	
GA14	4" range, decreases the chair height by 1" at its lowest	-	
GA01HD	5" range, heavy duty	50	
Seat dimension			
S	Small version: Seat at 18 <sup>1/2</sup> " and back at 16" (Measures : A and D)	70	
Armrests			
Fixed	12	Fixed, in black polypropylene.	95
	11	Fixed, with black polyurethane pads.	110
	CN	Fixed, elliptical shape, with black polyurethane pads.	160
	77	Fixed, in polished aluminum, with black polyurethane pads.	210
	60	Fixed, in polished aluminum, C shape with polyurethane insert.	210
Adjustable	81	Adjustable in height, with black polyurethane pads adjustable in depth and pivot 60°.	100
	82	Adjustable in height, width, with black polyurethane pads adjustable in depth and pivot 60°.	180
	015	Adjustable in width and in height with black polyurethane pads.	180
	89	Adjustable in width and height, with black polyurethane pads adjustable in width and depth and pivot 30°.	190
	99	Adjustable in width and in height with a numeric wheel, with black visco foam pads adjustable in width and depth.	300
<b>NEW</b>	XE99	Adjustable in width and in height, with black visco foam pads adjustable in width and depth.	260





Frames (9001 T - P - R)					
N	Black	Standard	LB	Saphir	\$ 50/chair 4 chairs min.
SX	Black sandex	-	DB	Minuit	\$ 50/chair 4 chairs min.
CH	Charcoal	-	RD	Cardinal	\$ 50/chair 4 chairs min.
SG	Metallic grey	-	DR	Bordeaux	\$ 50/chair 4 chairs min.
WH	White	-	GR	Sauge	\$ 50/chair 4 chairs min.
WX	White sandex	-	GP	Sapin	\$ 50/chair 4 chairs min.
Z	Polished chrome	\$ 105	OG	Terracotta	\$ 50/chair 4 chairs min.
PA	Polished chrome paint	\$ 50/chair 4 chairs min.	YC	Canari	\$ 50/chair 4 chairs min.
Bases					
N2	Black nylon				Standard
A6	Polished aluminium				100
Glides					
GL48	Black plastic with felt (9001T)				18
Casters					
70	For carpet				Standard
7N	For hard floors				30
90	For carpet (9001R)				Standard
91	For hard floors (9001R)				30
Upholstery					
AD	Upholstered seat and backrest with different colours				40



Measures	A	B	C	D	E	H	J	Weight	Volume	COM
9001	20 <sup>1/2</sup>	18 <sup>1/2</sup>	17 <sup>3/4</sup> - 22 <sup>3/4</sup>	18	17	34 - 42 <sup>1/2</sup>	26	42	13	1.5
	52	47	45 - 58	46	43	86 - 108	66	19	1.2	1.4
9002	20 <sup>1/2</sup>	18 <sup>1/2</sup>	17 <sup>3/4</sup> - 22 <sup>3/4</sup>	18	23	40 - 48 <sup>1/2</sup>	26	46	16	1.6
	52	47	45 - 58	46	58	102 - 123	66	20.9	1.5	1.5
9003	20 <sup>1/2</sup>	18 <sup>1/2</sup>	17 <sup>3/4</sup> - 22 <sup>3/4</sup>	18	29	46 - 54 <sup>1/2</sup>	26	50	19	1.6
	52	47	45 - 58	46	74	117 - 139	66	22.7	1.8	1.5
9001T	20 <sup>1/2</sup>	18 <sup>1/2</sup>	18	18	17	35	21 <sup>1/2</sup>	32	13	1.5
	52	47	46	46	43	89	55	14.5	1.2	1.4
9001P/R	20 <sup>1/2</sup>	18 <sup>1/2</sup>	18	18	17	35	22	32	13	1.5
	52	47	46	46	43	89	56	14.5	1.2	1.4

Imperial system

Metric system





# Spin

Collection offering 4 guest models with curved steel tube structure. Seat and back made of black polypropylene. Several options available including upholstered seat and back as well as a handling trolley.



## Collection

Conference

Multi-purpose

Lounge and waiting room

Stool

C

A

R

T



PN4



PN4R



PNL



PN7



PN8

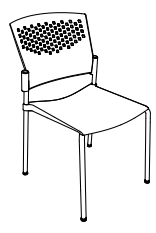


PNDSN



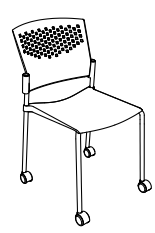
PN20

### PN4



PN4 315

### PN4R



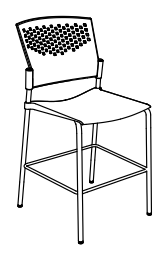
PN4R 335

### PNL



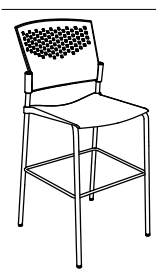
PNL-H 440

### PN7



PN7 385

### PN8



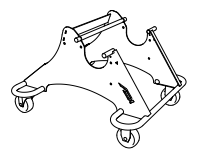
PN8 395

### PNDSN



PNDSN 590

### PN20

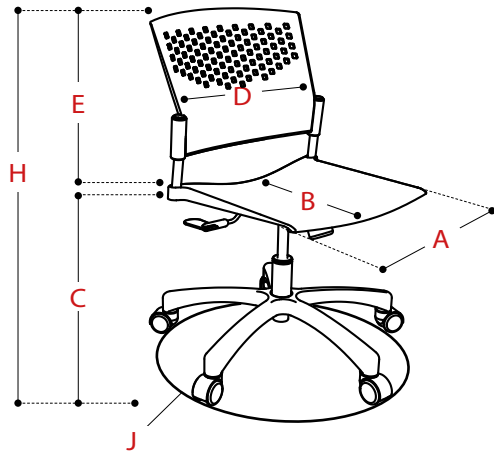


Trolley  
12 chairs capacity  
(without upholstered seat)

PN20 580

Mechanism							
H	Swivel, tilt and locking, seat height adjustment						
Gas lifts							
GA01	5" range (PNL)					Standard	
GA10	10" range (PNDSN)					Standard	
Armrests							
Fixed	50	Fixed, in black polyurethane (PN4)				40	
	66	Fixed, black sandex frame with fixed PVC arms (PNL)				70	
Adjustable <b>NEW</b>	015	Adjustable in width and height, with black polyurethane pads.				170	
	XE99	Adjustable in width and in height, with black visco foam pads adjustable in width and depth.				260	
Bases (PNL)							
N2	Black nylon					Standard	
A6	Polished aluminium					100	
Casters							
70	For carpet					Standard	
7N	For hard floors					30	
90	For carpet (PN4R)					Standard	
91	For hard floors (PN4R)					40	
Upholstery							
		A	COM B	C	D	E	COM
R1	Seat	120	140	160	180	200	0.9
R2	Seat and backrest	240	280	320	360	400	0.9
AD	Upholstered seat and backrest with different colours					40	
Frames (PN4/PN4R/PN7/PN8)							
N	Black	Standard	LB	Saphir	\$ 50/chair 4 chairs min.		
SX	Black sandex	-	DB	Minuit	\$ 50/chair 4 chairs min.		
CH	Charcoal	-	RD	Cardinal	\$ 50/chair 4 chairs min.		
SG	Metallic grey	-	DR	Bordeaux	\$ 50/chair 4 chairs min.		
WH	White	-	GR	Sauge	\$ 50/chair 4 chairs min.		
WX	White sandex	-	GP	Sapin	\$ 50/chair 4 chairs min.		
Z	Polished chrome	\$ 105	OG	Terracotta	\$ 50/chair 4 chairs min.		
PA	Polished chrome paint	\$ 50/chair 4 chairs min.	YC	Canari	\$ 50/chair 4 chairs min.		





Measures	A	B	C	D	E	Weight	Volume
PN4	17	18 <sup>1/2</sup>	18	18	13	15	9
	43	47	46	46	33	6.8	0.8
PN4R	17	18 <sup>1/2</sup>	18	18	13	15	9
	43	47	46	46	33	6.8	0.8
PN7	17	18 <sup>1/2</sup>	24	18	13	17	11
	43	47	61	46	33	7.7	1
PN8	17	18 <sup>1/2</sup>	30	18	13	18	13
	43	47	76	46	33	8	1.2
PNL	17	18 <sup>1/2</sup>	17 - 22	18	13	28	9
	43	47	43 - 56	46	33	12.7	0.8
PNDSN	22	27	24	---	---	30	9
	56	69	61	---	---	13.6	0.8

Imperial system

Metric system

# Teknik

Available with two backrest models or with saddle seat and chest support, the Teknik series of multipurpose stools is ideal when space is at a premium. These complementary products are truly practical for a variety of uses and can be easily stored under a desk.



## Collection

Multi-purpose

A

Stool

T



1500



Q1500



1507



MED



1500DSN



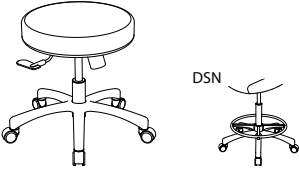
Q1500DSN



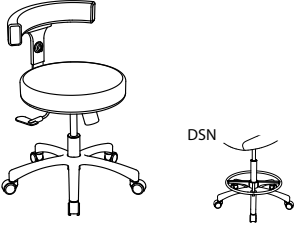
1507DSN



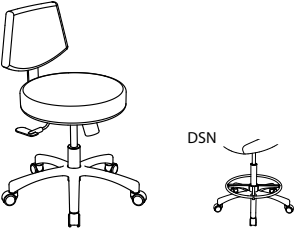
1500	COM					
		A	B	C	D	E
	20H	440	450	460	470	480
	DSN	680	690	700	710	720




Q1500	COM					
		A	B	C	D	E
	20H	540	550	560	570	580
	DSN	780	790	800	810	820



1507	COM					
		A	B	C	D	E
	20H	590	600	610	620	630
	DSN	830	840	850	860	870

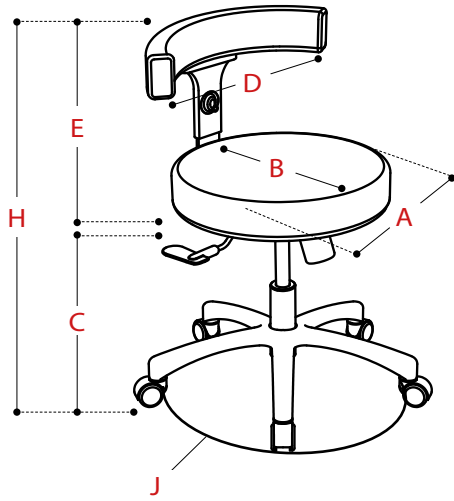


MED	COM					
		A	B	C	D	E
	SP	1050	1060	1070	1080	1090



Mechanisms		
20H	Swivel, seat height adjustment.	
DSN	Swivel, seat and backrest angle and height adjustment, foot ring.	
SP	Swivel, adjustment of seat and backrest angle and seat and chest support height.	
Gas lifts		
GA01	5" range	Standard
GA10	10" range (1500DSN/Q1500DSN/1507DSN)	Standard
GA07	5" range (MED)	Standard
Bases		
N6	Black nylon	Standard
N10	Black nylon (1507DSN)	Standard
A5	Polished aluminium	100
Glides		
GL30	Glides replacing casters on N6, N10 and A5 bases	30
Casters		
14	For carpet	Standard
5N	For hard floors	30





Measures	A	B	C	D	E	H	J	Weight	Volume	COM
1500	17	17	16 - 21	---	---	---	23	20	13	0.9
	43	43	41 - 53	---	---	---	58	9	1.2	0.8
Q1500	17	17	16 - 21	16	3 <sup>1/2</sup>	24 <sup>3/4</sup> - 32 <sup>1/2</sup>	23	20	13	0.9
	43	43	41 - 53	41	8	63 - 83	58	9	1.2	0.8
1507	17	17	16 <sup>1/4</sup> - 21 <sup>1/4</sup>	16	10 <sup>1/2</sup>	29 - 34	23	23	13	0.9
	43	43	41 - 54	41	27	74 - 86	58	10.4	1.2	0.8
1500DSN	17	17	23 <sup>3/4</sup> - 33 <sup>3/4</sup>	---	---	---	25	25	13	0.9
	43	43	60 - 86	---	---	---	64	11.3	1.2	0.8
Q1500DSN	17	17	23 <sup>3/4</sup> - 33 <sup>3/4</sup>	16	---	32 <sup>1/2</sup> - 46 <sup>1/4</sup>	25	26	16	0.9
	43	43	60 - 86	41	---	83 - 117	64	11.8	1.5	0.8
1507DSN	17	17	24 - 34	16	10 <sup>1/2</sup>	36 <sup>3/4</sup> - 46 <sup>3/4</sup>	25	30	16	0.9
	43	43	61 - 86	41	27	93 - 119	64	13.6	1.5	0.8
MED	15	16	17 <sup>3/4</sup> - 22	8 <sup>1/2</sup>	7	33 - 43 <sup>1/2</sup>	25	22	13	0.9
	38	41	45 - 56	22	18	84 - 110	64	10	1.2	0.8

Imperial system

Metric system

# Toleo

The distinct character of Toleo is revealed at the first glance through its back support arm. This allows impressive twisting motion, offering lateral mobility (right-left), thanks to its innovative design and composite material. The curved backrest and (optional) headrest provide dynamic movement in all positions and indisputable seating comfort. Toleo is available in two backrest and armrest colors. To complete the offer, you also have access to a wide range of guest and conference chairs and stools.



## Collection

Ergonomic      Executive      Conference      Multi-purpose      Stool  
**E**                      **D**                      **C**                      **A**                      **T**



TOM3



TOR3



TOPP / TOMP



TOPR / TOMR



TOPC / TOMC



TOPB / TOMB





TOPS / TOMS





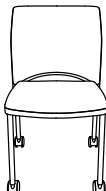
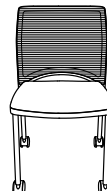
TOPD / TOMD






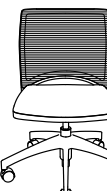
TOM3	C28	COM					LEATHER
		A	B	C	D	E	
		995	1020	1045	1070	1095	1425



TOR3	C28	COM					LEATHER
		A	B	C	D	E	
		1100	1125	1150	1175	1200	1530

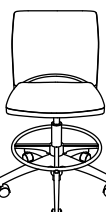
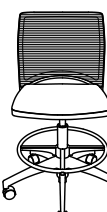
TOPP / TOMP	
	TOPP 420
	TOMP 515

TOPR / TOMR	
	TOPR 440
	TOMR 535

TOPC / TOMC	
	TOPC 505
	TOMC 600

TOPB / TOMB	
	TOPB 590
	TOMB 685

TOPS / TOMS	
	TOPS 525
	TOMS 620

TOPD / TOMD	
	TOPD 680
	TOMD 775

Mechanisms	
C28	Swivel, balance point synchromatic with tension control, locks in 4 positions, integrated forward seat tilt of up to 3°, seat height adjustment, seat slider.
20H	Swivel, seat height adjustment.
DSN	Swivel, seat and backrest angle and height adjustment, foot ring.

Gas lifts	
GA01	5" range <span style="float: right;">Standard</span>
GA14	4" range, decreases the chair height by 1" at its lowest <span style="float: right;">-</span>
GA01HD	5" range, raises the chair height by 2" at its highest, heavy duty <span style="float: right;">50</span>

Armrests	
Fixed	68 Fixed, in nylon for multipurpose chairs with a plastic backrest. <span style="float: right;">105</span>
	69 Fixed, in nylon for multipurpose chairs with a mesh backrest. <span style="float: right;">105</span>
Adjustable	V2N Adjustable in width and height, with black polyurethane with black structure. <span style="float: right;">180</span>
	V2W Adjustable in width and height, with black polyurethane with white structure. <span style="float: right;">180</span>
	V4N Adjustable in width and height, with black polyurethane pads adjustable in depth and pivot 60°, with black structure. <span style="float: right;">265</span>
	V4W Adjustable in width and height, with black polyurethane pads adjustable in depth and pivot 60°, with white structure. <span style="float: right;">265</span>

Frames (TOPP/TOMP/TOPR/TOMR/TOPS/TOMS)					
N	Black	Standard	LB	Saphir	\$ 50/chair 4 chairs min.
SX	Black sandex	-	DB	Minuit	\$ 50/chair 4 chairs min.
CH	Charcoal	-	RD	Cardinal	\$ 50/chair 4 chairs min.
SG	Metallic grey	-	DR	Bordeaux	\$ 50/chair 4 chairs min.
WH	White	-	GR	Sauge	\$ 50/chair 4 chairs min.
WX	White sandex	-	GP	Sapin	\$ 50/chair 4 chairs min.
Z	Polished chrome	\$ 105	OG	Terracotta	\$ 50/chair 4 chairs min.
PA	Polished chrome paint	\$ 50/chair 4 chairs min.	YC	Canari	\$ 50/chair 4 chairs min.

Bases	
N2	Black nylon <span style="float: right;">Standard</span>
A6	Polished aluminium <span style="float: right;">100</span>
W2	White nylon <span style="float: right;">40</span>

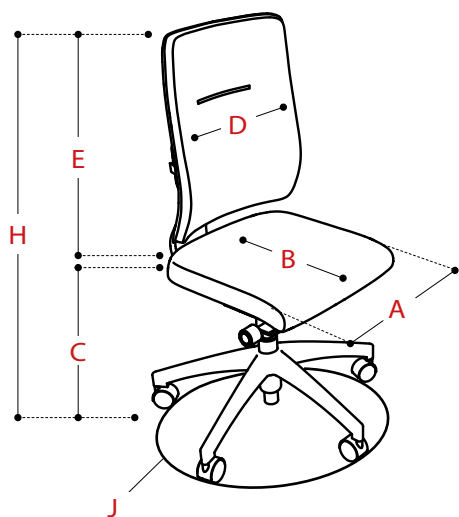


Glides								
GL08	Black plastic (TOPP/TOMP/TOPS/TOMS)						Standard	
GL18	Black plastic with felt (TOPP/TOMP/TOPS/TOMS, 4 glides per chair)						16	
GL12	Black plastic with felt (TOPC/TOMC, 4 glides per chair)						16	
GL30	Glides replacing casters on N2 and A6 base						30	
Casters								
70	For carpet						Standard	
7N	For hard floors						30	
90	For carpet (TOPR/TOMR)						Standard	
91	For hard floors (TOPR/TOMR)						40	
70W	For carpet, white						-	
7W	For hard floors, white						40	
Backrest color								
DN	Backrest frame black						Standard	
DW	Backrest frame white						Standard	
Lombar supports								
LSM	With height and depth adjustment (TOM3)						55	
Headrests								
ATRN	Upholstered, with black frame						230	
ATRW	Upholstered, with white frame						230	
Writing tablet								
TD	Right side writing tablet (TOPP/TOMP/TOPR/TOMR/TOPC/TOMC)						230	
Upholstery		A	<sup>COM</sup> B	C	D	E	LEATHER	COM
R1	Seat	100	110	120	130	140	200	0.9
R2	Seat and backrest	200	220	240	260	280	400	0.9
AD	Upholstered seat and backrest with different colours							40

Backrest mesh		
MN	Black	Standard
MA	Anthracite	20
MG	Grey	20
MW	White	20
MB	Blue	20
MO	Orange	20
MP	Purple	20
MR	Red	20
MV	Green	20







Measures	A	B	C	D	E	H	J	Weight	Volume	COM
TOM3	18	17 <sup>1/2</sup>	17 - 22	18 <sup>1/2</sup>	22	39 - 44	26	15	16	0.9
	46	43	43 - 56	47	56	99 - 112	66	33	1.5	0.8
TOR3	18	17 <sup>1/2</sup>	17 - 22	18 <sup>1/2</sup>	22	39 - 44	26	15	16	0.9
	46	43	43 - 56	47	56	99 - 112	66	33	1.5	0.8
TOPP/TOMP	18	17	18 <sup>1/2</sup>	18	15 <sup>1/2</sup>	33	18	18	13	0.9
	46	43	47	46	39	84	46	8	1.2	0.8
TOPR/TOMR	18	17	18 <sup>1/2</sup>	18	15 <sup>1/2</sup>	33	18	18	13	0.9
	46	43	47	46	39	84	46	8	1.2	0.8
TOPC/TOMC	18	17	18 <sup>1/2</sup>	18	15 <sup>1/2</sup>	33	19	18	13	0.9
	46	43	47	46	39	84	47	8	1.2	0.8
TOPB/TOMB	18	17	15 <sup>1/4</sup> - 20 <sup>1/2</sup>	18	15 <sup>1/2</sup>	30 - 35 <sup>1/4</sup>	26	18	13	0.9
	46	43	39 - 52	46	39	76 - 90	66	8	1.2	0.8
TOPS/TOMS	18	17	29 <sup>1/2</sup>	18	15 <sup>1/2</sup>	43 <sup>1/2</sup>	19	21	16	0.9
	46	43	75	46	39	110	47	9.5	1.5	0.8
TOPD/TOMD	18	17	22 - 32	18	15 <sup>1/2</sup>	36 <sup>1/2</sup> - 46 <sup>1/2</sup>	26	24	16	0.9
	46	43	56 - 81	46	39	93 - 118	66	10.8	1.5	0.8

Imperial system

Metric system

# Vario

*With its seat and backrest of high quality polypropylene, the multifunctional Vario chair is simple and stylish. The sled frame combines refined shape with exceptional stability. Up to 45 Vario chairs can be stacked in a compact pile on a single trolley.*



## Collection

Muti-purpose

A

Lounge and waiting room

R



75



76



175

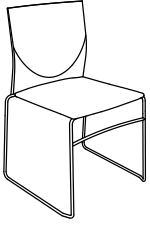


CV1



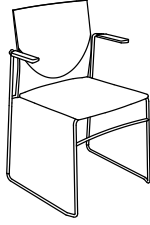
75

75 440



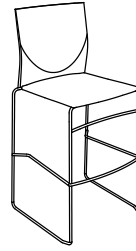
76

76 570



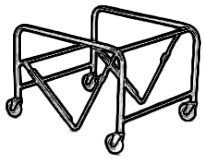
175

175 710



CV1

CV1 1650



Trolley  
Equipped with four swivel casters  
including two lockable ones  
(45 chairs capacity)

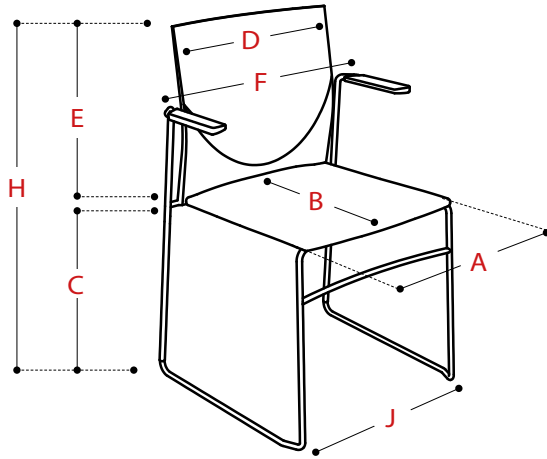
Glides		
GL38	Translucent plastic (4 glides per chair)	12
GL39	Translucent plastic, integrated ganging device (4 glides per chair) (for 75 and 175 only)	12
GL44	Translucent plastic with a felt insert (4 glides per chair)	20
GL45	Translucent plastic with a felt insert, integrated ganging device (4 glides per chair) (for 75 and 175 only)	20
GL75	Translucent plastic with felt, heavy duty (4 glides per chair)	20

Accessories		
TD	Writing tablet (right side)	320
PA	Book rack	On request

Upholstery		A	<sup>COM</sup> B	C	D	E	COM
R1	Seat	100	120	140	160	180	0.9
R2	Seat and backrest	200	240	280	320	360	1.1
AD	Upholstered seat and backrest with different colours						40

Colors		
PN	Black	Standard
PR	Red	-
PW	White	-
PB	Blue	-
PV	Green	-
PG	Grey	-
PS	Sand	-





Measures	A	B	C	D	E	F	H	J	Weight	Volume
75	17 <sup>1/2</sup>	17	18 <sup>1/2</sup>	18	15 <sup>1/2</sup>	---	23	22	15	16
	44	43	47	46	39	---	58	56	6.8	1.5
76	17 <sup>1/2</sup>	17	18 <sup>1/2</sup>	18	15 <sup>1/2</sup>	23 <sup>1/2</sup>	23	22	17	16
	44	43	47	46	39		58	56	7.7	1.5
175	17 <sup>1/2</sup>	17	28	18	15 <sup>1/2</sup>	---	32 <sup>1/2</sup>	22 <sup>1/2</sup>	20	19
	44	43	71	46	39	---	83	57	9	1.8

Imperial system

Metric system

# Vittoria

Once again, Bouy reinvents the universal ergonomic office chair with Vittoria and sets itself apart from its rivals. Audaciously, Vittoria presents an extremely slim form combined with optimized adjustment settings that push back the boundaries of comfort at work. In the end, Vittoria defines a new generation of office seating and becomes the new leader in its class.



## Collection

Ergonomic

Executive

Conference

Stool

E

D

C

T



VTM1



VTM2



VTM3



VTM4



VTMM



VTM2T



VTM2P



VTM2R



VTM1DSN



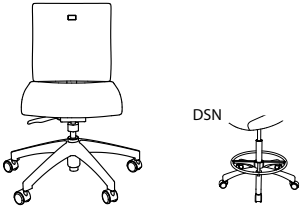
VTM2DSN



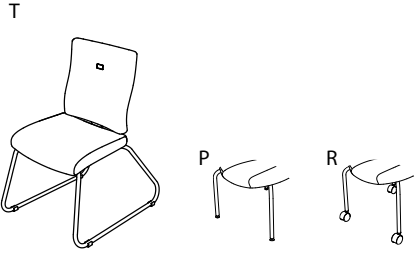
VTMMDSN



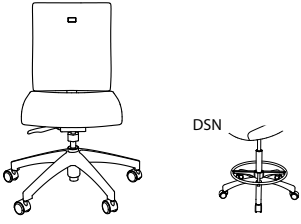
VTM1	COM						LEATHER
	A	B	C	D	E		
H	725	750	775	800	825	1155	
MF	840	865	890	915	940	1270	
MFE	880	905	930	955	980	1310	
SS	880	905	930	955	980	1310	
SSE	925	950	975	1000	1025	1355	
SYE	860	885	910	935	960	1290	
DSN	965	990	1015	1040	1065	1395	



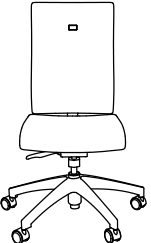
VTM2	COM						LEATHER
	A	B	C	D	E		
T - P - R	735	760	785	810	835	1165	



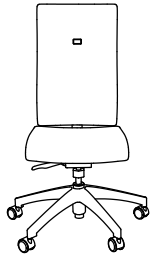
VTM2	COM						LEATHER
	A	B	C	D	E		
H	770	795	820	845	870	1200	
MF	885	910	935	960	985	1315	
MFE	925	950	975	1000	1025	1355	
SS	925	950	975	1000	1025	1355	
SSE	970	995	1020	1045	1070	1400	
SYE	905	930	955	980	1005	1335	
DSN	1010	1035	1060	1085	1110	1440	



VTM3	COM						LEATHER
	A	B	C	D	E		
H	810	835	860	885	910	1240	
MF	925	950	975	1000	1025	1355	
MFE	965	990	1015	1040	1065	1395	
SS	965	990	1015	1040	1065	1395	
SSE	1010	1035	1060	1085	1110	1440	
SYE	945	970	995	1020	1045	1375	
SSHD	1250	1275	1300	1325	1350	1680	

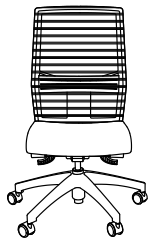


## VTM4



		COM					LEATHER
	A	B	C	D	E		
H	850	875	900	925	950	1280	
MF	965	990	1015	1040	1065	1395	
MFE	1005	1030	1055	1080	1105	1435	
SYE	1005	1030	1055	1080	1105	1435	
SSE	1050	1075	1100	1125	1150	1480	
SS	985	1010	1035	1060	1085	1415	
SSHD	1290	1315	1340	1365	1390	1720	

## VTMM



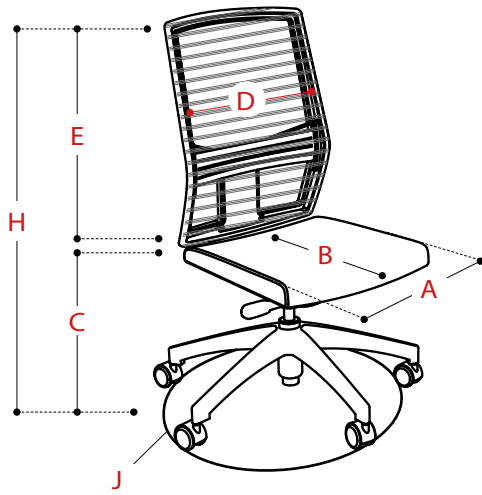
		COM					LEATHER
	A	B	C	D	E		
H	720	740	760	780	800	1000	
SS	875	895	915	935	955	1155	
SYE	855	875	895	915	935	1135	
DSN	960	985	1010	1035	1060	1390	



Mechanisms			
H	Swivel, tilt and locking, seat height adjustment.		
MF	Swivel, tilt and locking, adjustment of backrest angle, seat and backrest height.		
MFE	Swivel, tilt and locking, adjustment of seat front tilt, backrest angle, seat and backrest height (ratchet).		
SS	Swivel, tilt and locking, backrest angle adjustment, seat and backrest height adjustment, seat slider (2 <sup>1/4</sup> ").		
SSE	Swivel, tilt and locking, adjustment of backrest angle, seat and backrest height (ratchet), seat slider (2 <sup>1/4</sup> ").		
SYE	Swivel, synchro-tilt (2:1), locks in 4 positions, adjustment of seat and backrest height (ratchet), seat slider (2 <sup>1/4</sup> ").		
DSN	Swivel, adjustment of seat and backrest angle and seat and backrest height, foot ring.		
SSHD	Swivel, tilt and locking, adjustment of backrest angle, seat and backrest height, seat slider.		
Back uprights			
BU1	Curved, forward backrest position. Effective depth: 17" (not available on mech. H, SYE and VTMM)	Standard	
BU2	Curved, backward backrest position. Effective depth: 18 <sup>1/4</sup> " (not available on mech. H, SYE, DSN and VTMM)	-	
Gas lifts			
GA01	5" range	Standard	
GA14	4" range, decreases the chair height by 1" at its lowest	-	
GA01HD	5" range, heavy duty	50	
Seat dimension (not available on VTMM)			
S	Small version: Seat at 17 <sup>1/2</sup> " and back at 15 <sup>1/2</sup> " (Measures : A and D)	70	
L	Large version: Seat at 21 <sup>1/2</sup> " (Measures : A) (not available on VTMM)	70	
Armrests			
Fixed	12	Fixed, in black polypropylene.	95
	11	Fixed, with black polyurethane pads.	110
	CN	Fixed, elliptical shape, with black polyurethane pads.	160
	77	Fixed, in polished aluminum, with black polyurethane pads.	210
	60	Fixed, in polished aluminum, C shape with polyurethane insert.	210
Adjustable	81	Adjustable in height, with black polyurethane pads adjustable in depth and pivot 60°.	100
	82	Adjustable in height, width, with black polyurethane pads adjustable in depth and pivot 60°.	180
	015	Adjustable in width and height, with black polyurethane pads.	180
	89	Adjustable in width and height, with black polyurethane pads adjustable in width and depth and pivot 30°.	190
	99	Adjustable in width and in height with a numeric wheel, with black visco foam pads adjustable in width and depth.	300

Armrests					
Adjustable <b>NEW</b>	XE99	Adjustable in width and in height, with black visco foam pads adjustable in width and depth.			260
Frames					
N	Black	Standard	LB	Saphir	\$ 50/chair 4 chairs min.
SX	Black sandex	-	DB	Minuit	\$ 50/chair 4 chairs min.
CH	Charcoal	-	RD	Cardinal	\$ 50/chair 4 chairs min.
SG	Metallic grey	-	DR	Bordeaux	\$ 50/chair 4 chairs min.
WH	White	-	GR	Sauge	\$ 50/chair 4 chairs min.
WX	White sandex	-	GP	Sapin	\$ 50/chair 4 chairs min.
Z	Polished chrome	\$ 105	OG	Terracotta	\$ 50/chair 4 chairs min.
PA	Polished chrome paint	\$ 50/chair 4 chairs min.	YC	Canari	\$ 50/chair 4 chairs min.
Bases					
N2	Black nylon				Standard
A6	Polished aluminium				100
Glides					
GL30	Glides replacing casters on N2 and A6 base				30
GL48	Black plastic with felt (VTM2T)				18
Casters					
70	For carpet				Standard
7N	For hard floors				30
90	For carpet (VTM2R)				Standard
91	For hard floors (VTM2R)				40
Upholstery					
AD	Upholstered seat and backrest with different colours				40
Mesh					
MN	Black				Standard
MG	Grey				20
MK	Nickel				20
MM	Navy				20
ME	Electric				20
MC	Ocean				20
MV	Green				20
MR	Red Fire				20





Measures	A	B	C	D	E	H	J	Weight	Volume	COM
VTM1	19 <sup>1/2</sup>	16 <sup>1/2</sup>	17 <sup>3/4</sup> - 22 <sup>3/4</sup>	17 <sup>1/2</sup>	15	33 - 40 <sup>1/2</sup>	26	40	13	1.4
	50	42	45 - 58	44	38	84 - 103	66	18	1.2	1.3
VTM2	19 <sup>1/2</sup>	16 <sup>1/2</sup>	17 <sup>3/4</sup> - 22 <sup>3/4</sup>	17 <sup>1/2</sup>	19	37 - 44 <sup>1/2</sup>	26	42	13	1.5
	50	42	45 - 58	44	48	94 - 113	66	19	1.2	1.4
VTM3	19 <sup>1/2</sup>	16 <sup>1/2</sup>	17 <sup>3/4</sup> - 22 <sup>3/4</sup>	17 <sup>1/2</sup>	23	41 - 48 <sup>1/2</sup>	26	44	16	1.6
	50	42	45 - 58	44	58	104 - 123	66	20	1.5	1.5
VTM4	19 <sup>1/2</sup>	16 <sup>1/2</sup>	17 <sup>3/4</sup> - 22 <sup>3/4</sup>	17 <sup>1/2</sup>	27	45 - 52 <sup>1/2</sup>	26	46	19	1.7
	50	42	45 - 58	44	69	114 - 133	66	20.9	1.8	1.6
VTMM	19 <sup>1/2</sup>	18	17 <sup>3/4</sup> - 22 <sup>3/4</sup>	18	24 <sup>1/2</sup>	42 <sup>1/4</sup> - 47 <sup>1/4</sup>	26	36	16	1.0
	50	46	45 - 58	46	62	107 - 120	66	16.3	1.5	0.9
VTM1DSN	19 <sup>1/2</sup>	18 <sup>1/2</sup>	24 <sup>1/4</sup> - 34 <sup>1/4</sup>	17 <sup>1/2</sup>	15	37 <sup>3/4</sup> - 51 <sup>1/4</sup>	26	47	19	1.4
	50	47	62 - 88	44	38	96 - 130	66	21.3	1.8	1.3
VTM2DSN	19 <sup>1/2</sup>	18 <sup>1/2</sup>	24 <sup>1/4</sup> - 34 <sup>1/4</sup>	17 <sup>1/2</sup>	19	41 <sup>3/4</sup> - 55 <sup>1/4</sup>	26	49	19	1.5
	50	47	62 - 88	44	48	106 - 130	66	22.2	1.8	1.4
VTMMDSN	19 <sup>1/2</sup>	18	24 <sup>1/4</sup> - 34 <sup>1/4</sup>	18	24 <sup>1/2</sup>	48 <sup>3/4</sup> - 58 <sup>1/4</sup>	26	43	19	1.0
	50	46	62 - 88	46	62	123 - 149	66	19.5	1.8	0.9
VTM2T	19 <sup>1/2</sup>	19	18 <sup>1/2</sup>	17 <sup>1/2</sup>	19	36 <sup>1/2</sup>	26	34	16	1.5
	50	48	47	44	48	92	66	15.4	1.5	1.4
VTM2P/R	19 <sup>1/2</sup>	19	18 <sup>1/2</sup>	17 <sup>1/2</sup>	19	36 <sup>1/2</sup>	26	32	16	1.5
	50	48	47	44	48	92	66	14.5	1.5	1.4

Imperial system

Metric system

# Xylo

*Perfect for a wide range of uses, Xylo chairs and stools are practical, sturdy and contemporary. Available with three different backrest shapes, Xylo is made of moulded plywood on a chromeplated tubular metal base. Choose between a wooden natural or stained finish or select one of many laminated or veneer options.*



## Collection

Multi-purpose

Lounge and  
Waiting Room

A

R



1741



1742



1743



1751



1752



1753



1761



1762



1763



1781



1782



1783



XY20


1741 / 1742 / 1743

540



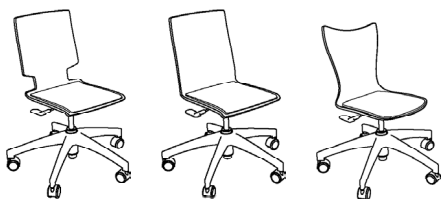
1751 / 1752 / 1753

595




1761 / 1762 / 1763

	A	B	C	D	E	LEATHER
H	650	670	690	710	730	850



1781 / 1782 / 1783

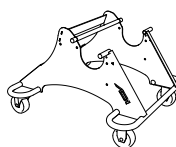
700



XY20

XY20

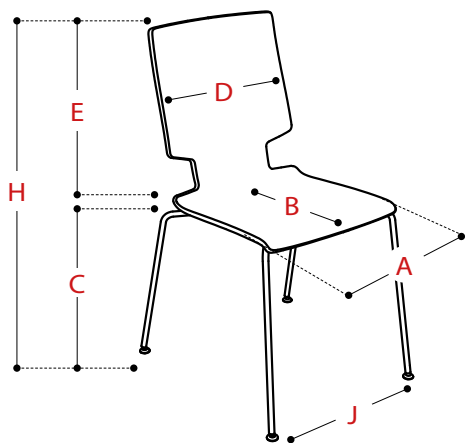
580



Trolley  
10 chairs capacity  
(without upholstered seat)

Mechanism							
H	Swivel, tilt and locking, seat height adjustment.						
Gas lift							
GA07	5" range						Standard
Frames							
Z	Polished chrome						Standard
Z-HD	Polished chrome, heavy duty (1741/1742/1743)						70
X	Special finish						On request
Bases							
N2	Black nylon						Standard
A6	Polished aluminium						100
Glides							
GL07	Black plastic (1741/1742/1743/1781/1782/1783)						Standard
GL17	Pivoting white nylon (1741/1742/1743/1781/1782/1783) (4 glides per chair)						20
GL55	Translucent plastic with felt (1751/1752/1753) (4 glides per chair)						20
Casters							
70	For carpet						Standard
7N	For hard floors						30
Upholstery							
		A	COM B	C	D	E	COM
R1	Seat	90	105	120	135	150	0.9
Cut pattern							
CP	Custom cut pattern						On request
Finishes							
EN	Natural maple						Standard
HN	Natural beech						-
ET	Stained maple : 25 chairs minimum						90
S	Laminated (standard products) : 25 chairs minimum						130
P	Veneer (standard products) : 25 chairs minimum						260





Measures	A	B	C	D	E	H	J	Weight	Volume
1741 / 1742 / 1743	16	17 <sup>1/2</sup>	17 <sup>1/2</sup>	15	17 <sup>1/2</sup>	34	20	16	13
	41	44	44	38	44	86	51	7.3	1.2
1751 / 1752 / 1753	16	17 <sup>1/2</sup>	17 <sup>1/2</sup>	15	17 <sup>1/2</sup>	34	20	16	13
	41	44	44	38	44	86	51	7.3	1.2
1761 / 1762 / 1763	16	17 <sup>1/2</sup>	15 - 20 <sup>1/2</sup>	15	17 <sup>1/2</sup>	31 <sup>1/2</sup> - 36 <sup>1/2</sup>	26	16	13
	41	44	38 - 52	38	44	80 - 93	66	7.3	1.2
1781 / 1782 / 1783	14 <sup>1/2</sup>	17 <sup>1/2</sup>	29 <sup>1/2</sup>	13 <sup>1/2</sup>	12	40 <sup>1/2</sup>	18	16	16
	37	44	75	34	30	103	46	7.3	1.5

Imperial system

Metric system

# Zome

*No matter how late you finish at the office, Zome chairs continue to deliver ergonomic support and a soft comfort. The seat and backrest are fully covered with memory foam to distribute weight perfectly without any pressure points.*



## Collection

Ergonomic

Executive

Conference

Stool

E

D

C

T



8001



8002



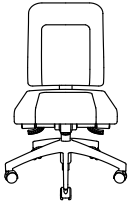
8001DSN





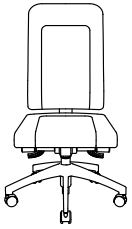
8001

		COM					LEATHER
	A	B	C	D	E		
H	900	925	950	975	1000	1330	
MF	1015	1040	1065	1090	1115	1445	
MFE	1055	1080	1105	1130	1155	1485	
SS	1055	1080	1105	1130	1155	1485	
SSE	1100	1125	1150	1175	1200	1530	
SYE	1035	1060	1085	1110	1135	1465	
DSN	1140	1165	1190	1215	1240	1570	



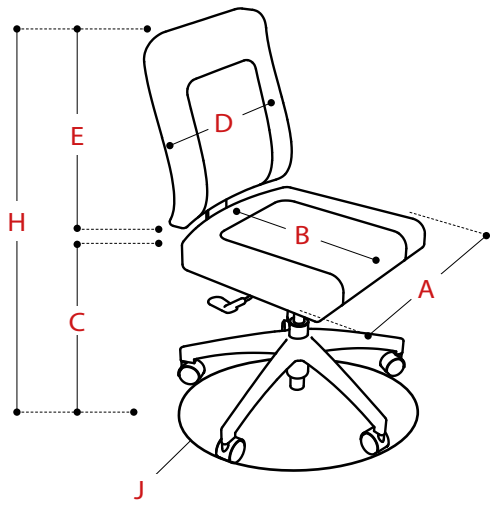
8002

		COM					LEATHER
	A	B	C	D	E		
H	945	970	995	1020	1045	1375	
MF	1060	1085	1110	1135	1160	1490	
MFE	1100	1125	1150	1175	1200	1530	
SS	1100	1125	1150	1175	1200	1530	
SSE	1145	1170	1195	1220	1245	1575	
SYE	1080	1105	1130	1155	1180	1510	



Mechanisms			
H		Swivel, tilt and locking, seat height adjustment.	
MF		Swivel, tilt and locking, adjustment of seat front tilt, backrest angle, seat and backrest height.	
MFE		Swivel, tilt and locking, adjustment of seat front tilt, backrest angle, seat and backrest height (ratchet).	
SS		Swivel, tilt and locking, backrest angle adjustment, seat and backrest height adjustment, seat slider (21/4").	
SSE		Swivel, tilt and locking, backrest angle adjustment, seat and backrest height adjustment (ratchet), seat slider (2 <sup>1/4</sup> ").	
SYE		Swivel, synchro-tilt (2:1), locks in 4 positions, seat and backrest height adjustment (ratchet), seat slider (2 <sup>1/4</sup> ").	
DSN		Swivel, seat and backrest angle and height adjustment, footring.	
Gas lifts			
GA01		5" range	Standard
GA14		4" range, decreases the chair height by 1" at its lowest	-
Armrests			
Fixed	CN	Fixed, elliptical shape, with black polyurethane pads.	160
Adjustable	99	Adjustable in width and in height with a numeric wheel, with black visco foam pads adjustable in width and in depth.	300
Bases			
N2		Black nylon	Standard
A6		Polished aluminium	100
Casters			
70		For carpet	Standard
7N		For hard floors	30
Upholstery			
AD		Upholstered seat and backrest with different colours	40





Measures	A	B	C	D	E	H	J	Weight	Volume	COM
8001	20	18	17 <sup>1/2</sup> - 22 <sup>1/2</sup>	17	18 <sup>1/2</sup>	36 - 43	26	46	13	1.4
	51	46	44 - 57	43	47	91 - 109	66	20.9	1.2	1.3
8002	20	18	17 <sup>1/2</sup> - 22 <sup>1/2</sup>	17	24	41 <sup>1/2</sup> - 48 <sup>1/2</sup>	26	50	13	1.6
	51	46	44 - 57	43	61	105 - 123	66	22.7	1.2	1.5
8001DSN	20	18	24 - 34	17	18 <sup>1/2</sup>	43 - 53	26	40	16	1.4
	51	46	61 - 86	43	47	109 - 135	66	18	1.5	1.3

Imperial system

Metric system



# Lounge and v

**waiting area**



# Admix

*The Admix line offers all the versatility of a truly modular system. Combine armchairs, loveseats and sofas with matching benches and tables to create the perfect arrangement for your space.*



## Collection

Lounge and  
Waiting Room  
R



6001



6021



6002



6022



6003



6023




6001 T



6002 T

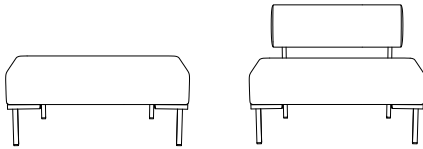
6001 / 6021

	A	COM B	C	D	E	LEATHER
6001	1090	1110	1130	1150	1170	1390
6021	1370	1400	1430	1460	1490	1770



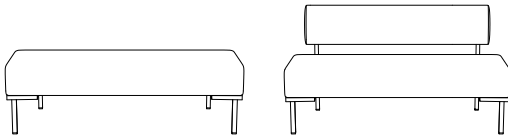
6002 / 6022

	A	COM B	C	D	E	LEATHER
6002	1300	1330	1360	1390	1420	1800
6022	1740	1790	1840	1890	1940	2440



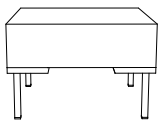
6003 / 6023

	A	COM B	C	D	E	LEATHER
6003	1520	1560	1600	1640	1680	2320
6023	2170	2240	2310	2380	2450	3170




6001 T



6001T 1200



6002 T

6002T 1630



Armrests			A	B	C	D	E	LEATHER	COM
ACD	Right armrest		170	180	190	200	210	360	0.4
ACG	Left armrest		170	180	190	200	210	360	0.4

Glides										
GL09	Black plastic								Standard	
GL9A	Adjustable metallic glides								16	
GL90	White nylon, covering adjustable metallic glides								20	

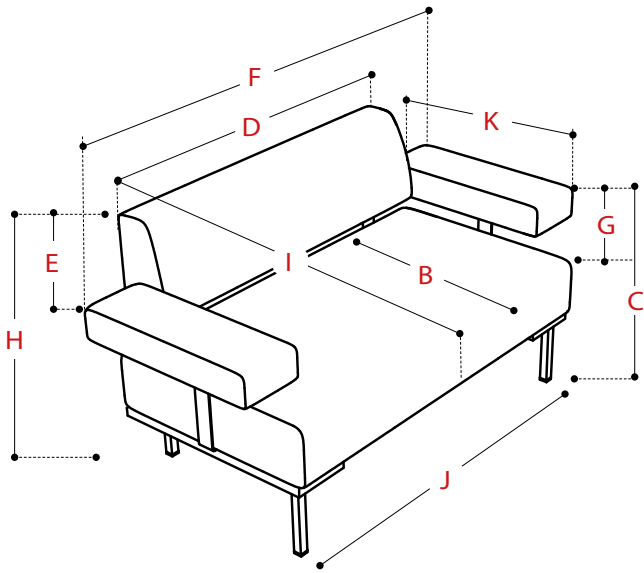
Bases									
N	Black	Standard			LB	Saphir	\$ 50/seat 4 seats min.		
SX	Black sandex	-			DB	Minuit	\$ 50/seat 4 seats min.		
CH	Charcoal	-			RD	Cardinal	\$ 50/seat 4 seats min.		
SG	Metallic grey	-			DR	Bordeaux	\$ 50/seat 4 seats min.		
WH	White	-			GR	Sauge	\$ 50/seat 4 seats min.		
WX	White sandex	-			GP	Sapin	\$ 50/seat 4 seats min.		
Z	Polished chrome	\$ 140			OG	Terracotta	\$ 50/seat 4 seats min.		
PA	Polished chrome paint	\$ 50/seat 4 seats min.			YC	Canari	\$ 50/seat 4 seats min.		

Ganging device										
J	Metallic silver paint								30	

Tabletop finishes										
E	Maple laminate								Standard	
X	Laminate colour on request								On request	







Measures	B	C	D	E	F	G	H	I	J	K	Weight	Volume	COM
6021	21	17	21	11	36	6 <sup>1/2</sup>	31	29	28	8	50	22	1.9
	54	43	54	28	91	17	79	74	71	20	22.7	2	1.7
6022	21	17	42	11	57	6 <sup>1/2</sup>	31	29	49	8	70	34	2.8
	54	43	107	28	145	17	79	74	124	20	31.8	3.2	2.6
6023	21	17	63	11	78	6 <sup>1/2</sup>	31	29	70	8	90	46	5
	54	43	160	28	198	17	79	74	178	20	40.8	4.3	4.6
6001	---	17	---	---	---	6 <sup>1/2</sup>	17	26	28	9 <sup>1/2</sup>	40	22	1.7
	---	43	---	---	---	17	43	66	71	24	18	2	1.6
6002	---	17	---	---	---	6 <sup>1/2</sup>	17	26	49	9 <sup>1/2</sup>	55	46	1.7
	---	43	---	---	---	17	43	66	124	24	25	4.3	1.6
6003	---	17	---	---	---	6 <sup>1/2</sup>	17	26	70	9 <sup>1/2</sup>	70	34	2.8
	---	43	---	---	---	17	43	66	178	24	31.8	3.2	2.6
6001 T	---	17	---	---	---	---	17	25 <sup>1/2</sup>	25 <sup>1/2</sup>	---	14	22	---
	---	43	---	---	---	---	43	65	65	---	6.4	2	---
6002 T	---	17	---	---	---	---	17	25 <sup>1/2</sup>	46 <sup>1/2</sup>	---	23	34	---
	---	43	---	---	---	---	43	65	118	---	10.4	3.2	---

Imperial system

Metric system

# Evolution

*Inspired by the extravagance of post-modernism, the Evolution collection showcases fluidly shaped armchairs and curved lines promoting comfort and aesthetics. Offering a mix of styles from the feminist period and influenced by current trends, the collection offers a variety of models that will revive the work and collaborative spaces.*



## Collection

Conference

Multi-purpose

Lounge and waiting room

C

A

R



Rosa  
EVRC



Malala  
EVMC



Malala  
EVMV



Malala  
EVML



Simone  
EVSC



Simone  
EVSL



Frida  
EVFC



Frida  
EVFE



Frida  
EVFP

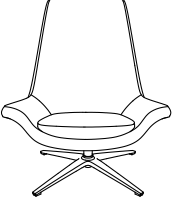


Frida  
EVFV






Frida  
EVFL

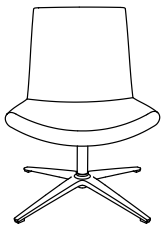
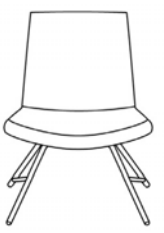
ROSA		COM					LEATHER
		A	B	C	D	E	
	EVRC	1690	1740	1790	1840	1890	2690




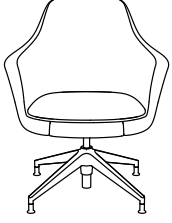



MALALA		COM					LEATHER
		A	B	C	D	E	
	EMVC	1580	1630	1680	1730	1780	2580
	EMMV	1530	1580	1630	1680	1730	2530
	EVML	1530	1580	1630	1680	1730	2530

SIMONE		COM					LEATHER
		A	B	C	D	E	
	EVSC	1360	1410	1460	1510	1560	2360
	EVSL	1310	1360	1410	1460	2310	

FRIDA		COM					LEATHER
		A	B	C	D	E	
	EVFC	1470	1520	1570	1620	1670	2470
	EVFP-LA	1630	1680	1730	1780	1830	2630
	EVFP-LF	1520	1570	1620	1670	1720	2520
	EVFE-LA	1580	1630	1680	1730	1780	2580
	EVFE-LF	1470	1520	1570	1620	1670	2470
	EVFV	1420	1470	1520	1570	1620	2420
	EVFL	1420	1470	1520	1570	1620	2420

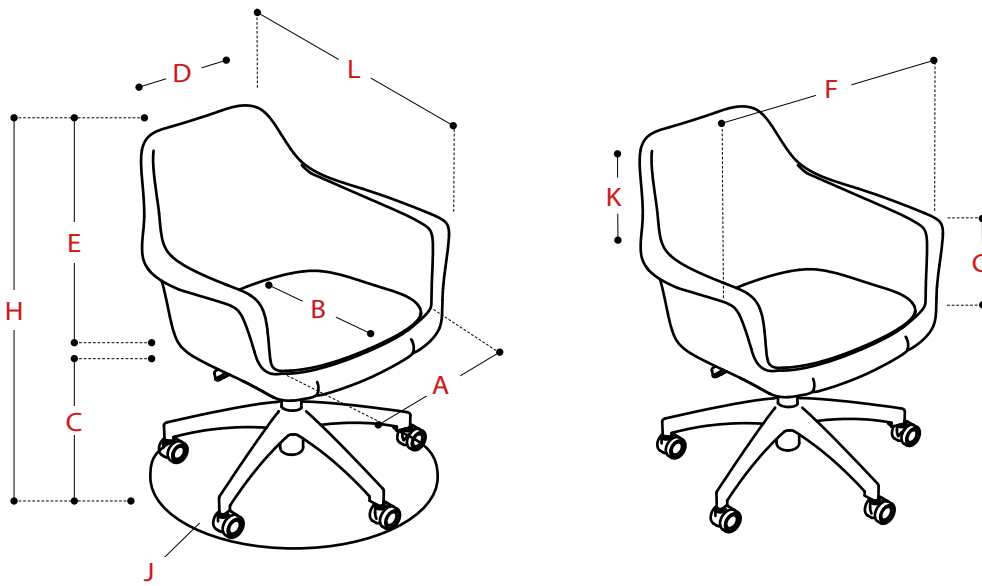






\*COM: minimum of 10 chairs per model

**Note regarding the choice of fabric:** Given the complexity of the upholstery process of the models, the selection of fabric for the Evolution collection is different from Bouty's standard offering. Please refer to the Evolution fabric chart in the "Documents" section of our website.

Mechanisms					
LF	Swivel				
LA	Swivel, tilt, seat height adjustment, in polished aluminum (EVFP/EVFE)				
Gas lifts					
GA17Z	Fixed height, chrome (EVMC/EVSC/EVFC/EVFE)				Standard
GA13Z	Auto-return, fixed height, chrome (EVMC/EVSC/EVFC)				60
GA13N	Auto-return, fixed height, black (EVMC/EVSC/EVFC)				60
GA16Z	4" range, chrome (EVFE)				Standard
GA18Z	4" range, chrome (EVFP)				Standard
GA19Z	Fixed height, chrome (EVFP)				-
Bases					
A9	Cross in polished aluminum (EVRC/EVMC/EVSC/EVFC)				Standard
N9	Cross in black paint (EVRC/EVMC/EVSC/EVFC)				-
A8	Pyramid in polished aluminum (EVFP)				Standard
A6	Star in polished aluminum (EVFE)				Standard
Frames (EVMV/EVML/EVSL/EVFN/EVFL)					
N	Black	Standard	LB	Saphir	\$ 50/seat 4 seats min.
SX	Black sandex	-	DB	Minuit	\$ 50/seat 4 seats min.
CH	Charcoal	-	RD	Cardinal	\$ 50/seat 4 seats min.
SG	Metallic grey	-	DR	Bordeaux	\$ 50/seat 4 seats min.
WH	White	-	GR	Sauge	\$ 50/seat 4 seats min.
WX	White sandex	-	GP	Sapin	\$ 50/seat 4 seats min.
Z	Polished chrome	\$ 105	OG	Terracotta	\$ 50/seat 4 seats min.
PA	Polished chrome paint	\$ 50/seat 4 seats min.	YC	Canari	\$ 50/seat 4 seats min.
Casters					
70	For carpet (EVFE)				Standard
7N	For hard floors (EVFE)				30
25	For carpet, with chrome detail (60 mm)				10
Upholstery					
AD	Combination of two colors from the same pattern (Higher grade price applies)				100





Mesures	A	B	C	D	E	F	G	H	J	K	L	Weight	Volume	COM
EVRC	20	20	15 <sup>1/2</sup>	20	27	36	---	37	33	8	34	41	27	3.5
	51	51	39	51	69	91	---	94	84	20	86	18.6	2.5	3.2
EVMC	19	20	18	20	18	29	---	32 <sup>1/2</sup>	33	---	28 <sup>1/2</sup>	31	16	3
	48	51	46	51	46	69	---	82	84	---	72	14	1.5	2.7
EVMV	19	20	18	20	18	31 <sup>3/4</sup>	---	36	28 <sup>1/4</sup>	---	28 <sup>1/2</sup>			
	48	51	46	51	46	80 <sup>1/2</sup>	---	91 <sup>1/2</sup>	71 <sup>3/4</sup>	---	72			
EVML	19	20	18	20	18	31 <sup>3/4</sup>	---	36	28 <sup>1/4</sup>	---	28 <sup>1/2</sup>			
	48	51	46	51	46	80 <sup>1/2</sup>	---	91 <sup>1/2</sup>	71 <sup>3/4</sup>	---	72			
EVSC	20	19 <sup>1/2</sup>	16 <sup>1/2</sup>	17 <sup>1/2</sup>	18	27	---	32 <sup>1/2</sup>	33	---	27	28	14	1.75
	51	50	42	44	46	69	---	82	84	---	68.6	12.7	1.3	1.6
EVSL	20	19 <sup>1/2</sup>	17	17 <sup>1/2</sup>	18	29	---	35	27	---	27			
	51	50	43	44	46	73 <sup>1/2</sup>	---	89	68 <sup>1/2</sup>	---	68.6			
EVFC	20	20 <sup>1/2</sup>	19	13	15	28 <sup>1/2</sup>	7	32	33	3	25	33	14	3
	51	52	48	33	38	72	18	81	84	8	64	15	1.3	2.7
EVFP	20	20 <sup>1/2</sup>	17 <sup>3/4</sup> - 21 <sup>1/2</sup>	13	15	28 <sup>1/2</sup>	7	17 <sup>3/4</sup> - 21 <sup>1/2</sup>	20	3	25	33	13	3
	51	52	45 - 55	33	38	72	18	45 - 55	51	8	64	15	1.2	2.7
EVFE	20	20 <sup>1/2</sup>	17 <sup>1/2</sup> - 21	13	15	28 <sup>1/2</sup>	7	29 - 34	26	3	25	33	14	3
	51	52	44 - 53	33	38	72	18	74 - 86	66	8	64	15	1.3	2.7
EVFV	20	20 <sup>1/2</sup>	18	13	15	29	7	33	27 <sup>1/2</sup>	3	25			
	51	52	46	33	38	73 <sup>1/2</sup>	18	84	70	8	64			
EVFL	20	20 <sup>1/2</sup>	17	13	15	29	7	32	27 <sup>1/2</sup>	3	25			
	51	52	43	33	38	73 <sup>1/2</sup>	18	81	70	8	64			

Imperial system

Metric system

# Loop

*The Loop series of armchairs makes any small space fresh and inviting. As with every Bouty product, Loop armchairs are available in a wide range of exciting colours.*



## Collection

Multi-purpose

A

Lounge and waiting room

L



01

01

COM

A

B

C

D

E

LEATHER

Loop 01

1520

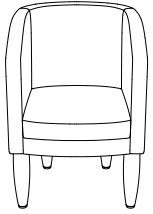
1570

1620

1670

1720

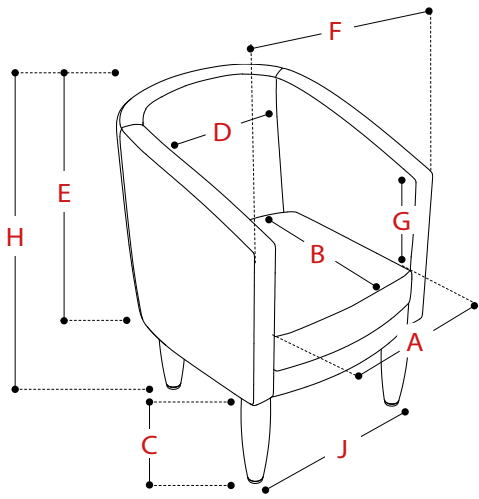
2120



loop

**Legs**

E	Natural maple	Standard
X	Colour stained maple on request	70



Measures	A	B	C	D	E	F	G	H	J	Weight	Volume	COM
01	18	18	17	16	16	23	10	31 <sup>1/2</sup>	18	50	12	2.8
	46	46	43	41	41	58	25	80	46	22.7	1.1	2.6

Imperial system

Metric system

# Organic

*Organic is a modular, convertible and adaptable open space system and communication tool. Its five modules of seating and tables can be expanded or contracted to adopt any configuration and provide spaces for employees to meet, link, think, relax and contribute to corporate success in totally different ways.*



## Collection

Multi-purpose

Lounge and waiting room

A

R



ORB1



ORB2



ORB3



ORB4



ORB5



ORT1



ORT2



ORT3



ORD4



ORD5



ORB1R



ORB2R



ORB3R



ORB4R



ORB5R



ORT1R



ORT2R



ORT3R



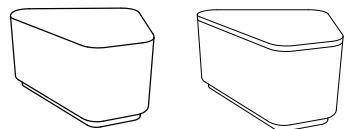
ORD4R



ORD5R



ORB1



	A	COM B	C	D	E
ORB1	1300	1330	1360	1390	1420
ORT1	1670	1700	1730	1760	1790

ORB2



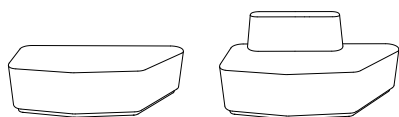
	A	COM B	C	D	E
ORB2	1300	1340	1380	1420	1460
ORT2	1670	1710	1750	1790	1830

ORB3



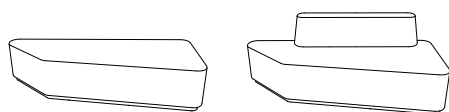
	A	COM B	C	D	E
ORB3	1690	1740	1790	1840	1890
ORT3	2070	2120	2170	2220	2270

ORB4



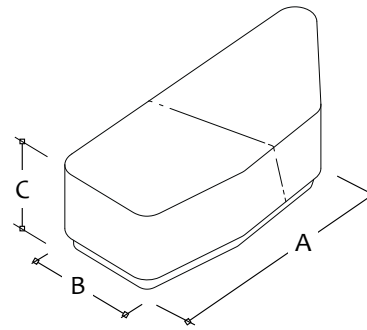
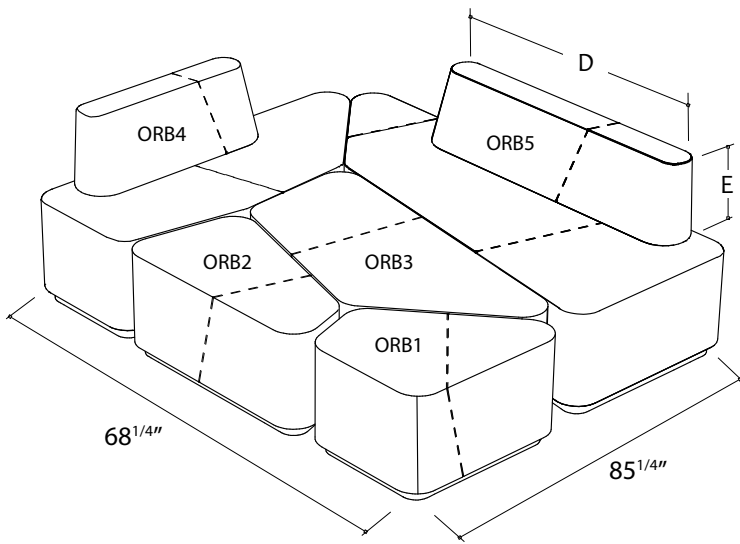
	A	COM B	C	D	E
ORB4	2070	2130	2190	2250	2310
ORD4	2630	2700	2770	2840	2910

ORB5



	A	COM B	C	D	E
ORB5	2720	2790	2860	2930	3000
ORD5	3390	3470	3550	3630	3710

Connectivity module		
CS120G	1 Power outlet and 2 USB-A outlets, metallic silver paint, 10' power cord, installed on the side 8" from the ground or top (tables only).	630
Symmetrical modules		
R	Symmetrical versions of each model.	-
Upholstery		
AD	Upholstered seat and backrest with different colours.	70
Tabletop finishes		
TN	5/8" particle board with black high pressure laminate top and T-Molding edge.	Standard
VN	5/8" birch plywood with black high pressure laminate and clear varnish edge.	450
VX	5/8" birch plywood with custom colour high pressure laminate and clear varnish edge.	650



ORB1



ORB2



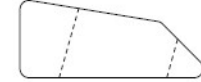
ORB3



ORB4



ORB5



ORB1R



ORB2R



ORB3R



ORB4R



ORB5R

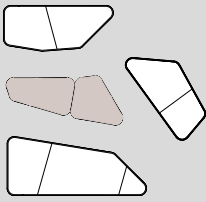


Measures	A	B	C	D	E	Weight	Volume	COM
ORB1/ORT1	25 <sup>1/2</sup>	29 <sup>1/2</sup>	18	---	---	40/44	13	2.1
	65	75	46	---	---	18.1/20	1.2	1.9
ORB2/ORT2	38 <sup>1/4</sup>	21	18	---	---	44/49	16	2.3
	97	53	46	---	---	20/22.2	1.5	2.1
ORB3/ORT3	56 <sup>1/2</sup>	26	18	---	---	68/75	21	3.0
	144	66	46	---	---	30.8/34	2	2.7
ORB4	63	26 <sup>1/2</sup>	18	---	---	80	23	3.2
	160	67	46	---	---	36.2	2.1	2.9
ORB4	63	26 <sup>1/2</sup>	18	35 <sup>1/2</sup>	12 <sup>1/2</sup>	99	38	4.5
	160	67	46	90	32	45	3.5	4.1
ORB5	80 <sup>1/4</sup>	34	18	---	---	115	34	4.2
	204	86	46	---	---	52	3.2	3.8
ORB5	80 <sup>1/4</sup>	34	18	53	12 <sup>1/2</sup>	141	56	5.5
	204	86	46	135	32	64	5.2	5

Imperial system

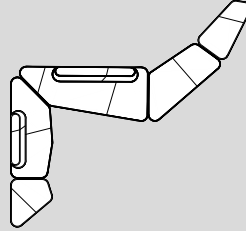
Metric system

COR01



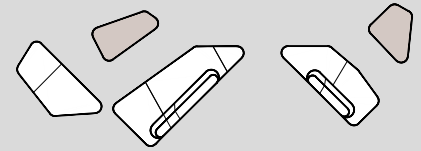
1x ORB5	2720 \$
1x ORB4	2070 \$
1x ORB3	1690 \$
1x ORT2	1670 \$
1x ORT1	1670 \$
<hr/>	
	9820 \$ *

COR02



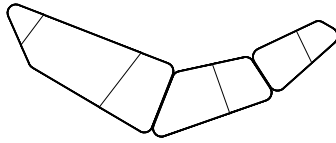
1x ORD5	3390 \$
1x ORD4	2630 \$
1x ORB3	1690 \$
1x ORB2	1300 \$
1x ORB1	1300 \$
<hr/>	
	10310 \$ *

COR03



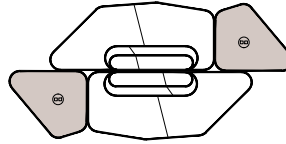
1x ORD5	3390 \$
1x ORD4	2630 \$
1x ORB3	1690 \$
1x ORT2	1670 \$
1x ORT1	1670 \$
<hr/>	
	11050 \$ *

COR04



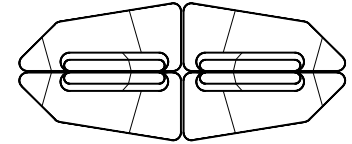
1x ORB5	2720 \$
1x ORB3	1690 \$
1x ORB2	1300 \$
<hr/>	
	5710 \$ *

COR05



2x ORD4	5260 \$
2x ORT1-CS120G	2930 \$
<hr/>	
	8190 \$ *

COR06



2x ORD5	6780 \$
2x ORD5R	6780 \$
<hr/>	
	13560 \$ *

COR07



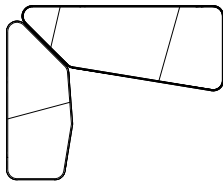
1x ORD5	3390 \$
1x ORD4	2630 \$
1x ORT1-CS120G	2300 \$
<hr/>	
	8320 \$ *

COR08



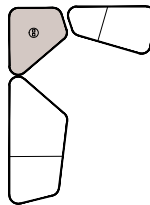
1x ORD5	3390 \$
1x ORD4	2630 \$
1x ORT3-CS120G	2700 \$
1x ORT1-CS120G	2300 \$
<hr/>	
	11020 \$ *

COR09



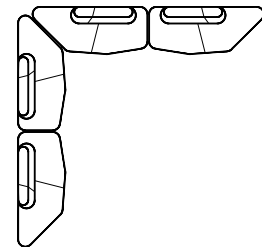
1x ORB5	2720 \$
1x ORB4	2070 \$
<hr/>	
	4790 \$ *

COR10



1x ORB3	1690 \$
1x ORB2	1300 \$
1x ORT1-CS120G	2300 \$
<hr/>	
	5290 \$ *

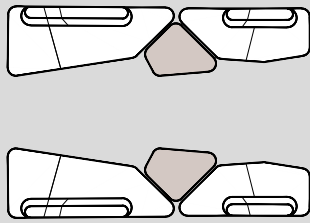
COR11



2x ORD4	5260 \$
2x ORD4R	5260 \$
<hr/>	
	10520 \$ *

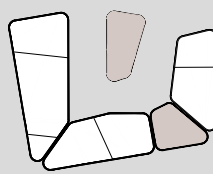
\* Price for grade A fabric. Standard tables when applicable.

COR12



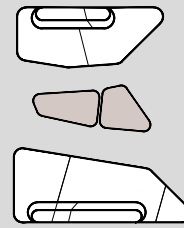
1x ORD5	3390 \$	1x ORD5R	3390 \$
1x ORD4	2630 \$	1x ORD4R	2630 \$
1x ORT1	1670 \$	1x ORT1R	1670 \$
<hr/>			
15380 \$*			

COR13



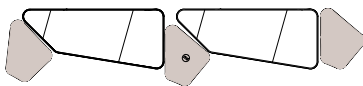
1x ORB5	2720 \$
1x ORB4	2070 \$
1x ORB3	1690 \$
1x ORT2	1670 \$
1x ORT1	1670 \$
<hr/>	
9820 \$*	

COR14



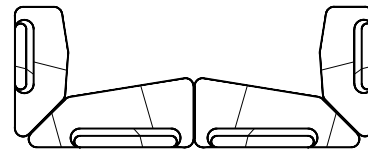
1x ORD5	3390 \$
1x ORD4	2630 \$
1x ORT2	1670 \$
1x ORT1	1670 \$
<hr/>	
9360 \$*	

COR15



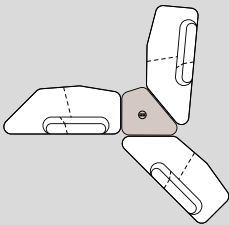
2x ORB5	5440 \$
2x ORT1	3340 \$
1x ORT1-CS120G	2300 \$
<hr/>	
11080 \$*	

COR16



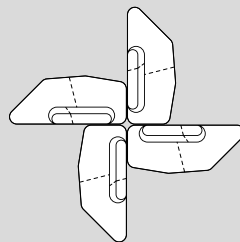
1x ORD5	3390 \$
1x ORD4	2630 \$
1x ORD5R	3390 \$
1x ORD4R	2630 \$
<hr/>	
12040 \$*	

COR17



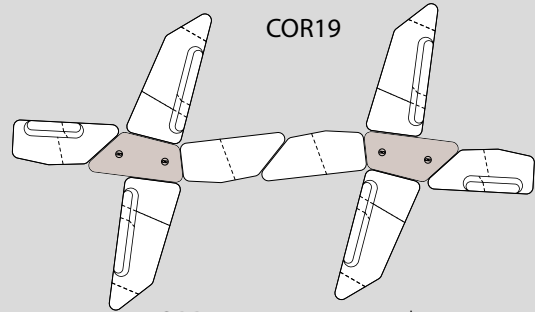
3x ORD4	7890 \$
1x ORT1-CS120G	2300 \$
<hr/>	
10190 \$*	

COR18



4x ORD4	10520 \$
<hr/>	
10520 \$*	

COR19



4x ORD5	13560 \$
2x ORD4	5260 \$
2x ORB4	4140 \$
2x ORT3-2CS120G	5400 \$
<hr/>	
28360 \$*	

\* Price for grade A fabric. Standard tables when applicable.

# Organic Link

*Organic Link is the ideal product for places of retreat, informal team meetings and elegant waiting areas. The optional privacy panels offer visual and acoustic protection from the open room. The elements can be combined in a straight line to create a bench of potentially unlimited length.*



## Collection

Multi-purpose

Lounge and waiting room

A


R



OLBD



OLBC



OLBG



OLDD



OLDC



OLDG



OLPD



OLPC



OLPG



OLPI



OLOC



OLOD



OLOG

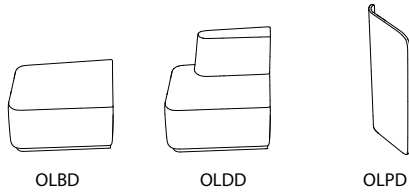


OLTP



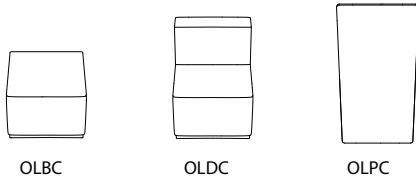
OLTG

## RIGHT SECTION



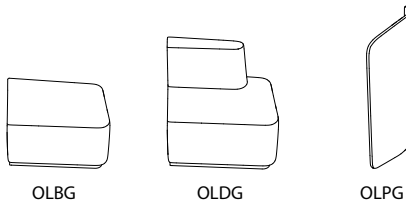
	COM				
	A	B	C	D	E
OLBD	1570	1610	1650	1690	1730
OLDD	2170	2230	2290	2350	2410
OLPD	960	990	1020	1050	1080

## MIDDLE SECTION



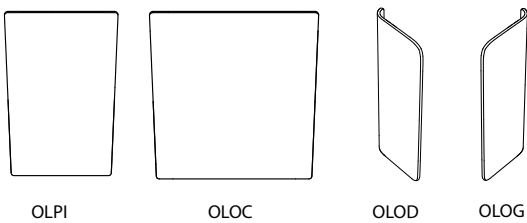
	COM				
	A	B	C	D	E
OLBC	1460	1500	1540	1580	1620
OLDC	1910	1970	2030	2090	2150
OLPC	840	870	900	930	960

## LEFT SECTION



	COM				
	A	B	C	D	E
OLBG	1570	1610	1650	1690	1730
OLDG	2170	2230	2290	2350	2410
OLPG	960	990	1020	1050	1080


## PANELS



	A	B	C	D	E
OLPI	960	990	1020	1050	1080
OLOC	1070	1110	1150	1190	1230
OLOD	960	990	1020	1050	1080
OLOG	960	990	1020	1050	1080


## OLTP

OLTP 1050



## OLTG

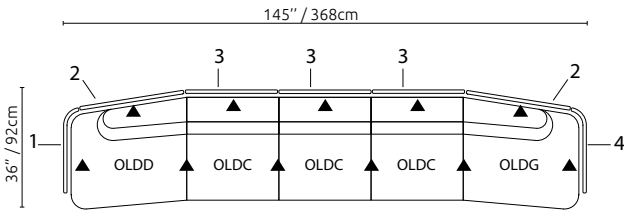
OLTG 1240



Ganging device		
J	Male-Female kit for each bench-panel assembly	20
Connectivity module		
CS120G	1 Power and 2 USB-A outlets, metallic silver paint, 12' power cord, installed on the side 8" from the ground.	630
Upholstery		
AD	Upholstered seat and backrest with different colours.	70
Tabletop finishes		
TN	5/8" particle board with black high pressure laminate top and T-Molding edge.	Standard
VX	5/8" birch plywood with custom colour high pressure laminate (standard products) and clear varnish edge.	450



COL1



BENCHES	CODE	QUANTITY	PRICE	TOTAL PRICE
	OLDD	1	\$ 2170	\$ 2170
OLDC	3	\$ 1910	\$ 5730	
OLDD	1	\$ 2170	\$ 2170	

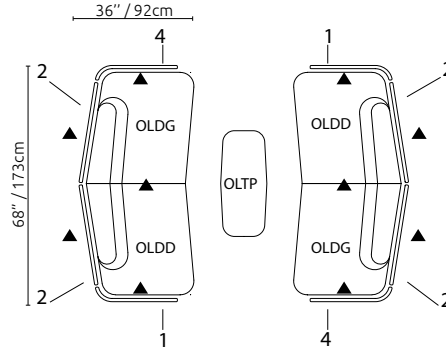
  

PANELS	No.	CODE	QUANTITY	PRICE	TOTAL PRICE
	1	OLPD	1	\$ 960	\$ 960
2	OLPI	2	\$ 960	\$ 1920	
3	OLPC	3	\$ 840	\$ 2520	
4	OLPG	1	\$ 960	\$ 960	

Ganging kit	J	11	\$ 20	\$ 220
\$ 15330*				

COL2



BENCHES	CODE	QUANTITY	PRICE	TOTAL PRICE
	OLDD	2	\$ 2170	\$ 4340
OLDD	2	\$ 2170	\$ 4340	
OLTP	1	\$ 1050	\$ 1050	

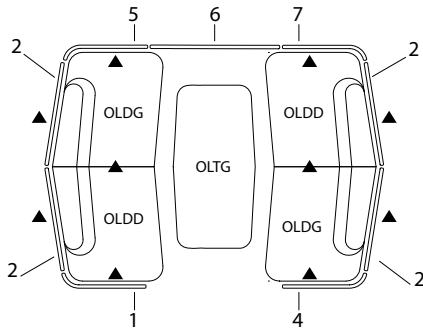
  

PANELS	No.	CODE	QUANTITY	PRICE	TOTAL PRICE
	1	OLPD	2	\$ 960	\$ 1920
2	OLPI	4	\$ 960	\$ 3840	
4	OLPG	2	\$ 960	\$ 1920	

Ganging kit	J	10	\$ 20	\$ 200
\$ 17610*				

COL3



BENCHES	CODE	QUANTITY	PRICE	TOTAL PRICE
	OLDD	2	\$ 2170	\$ 4340
OLDD	2	\$ 2170	\$ 4340	
OLTG	1	\$ 1240	\$ 1240	

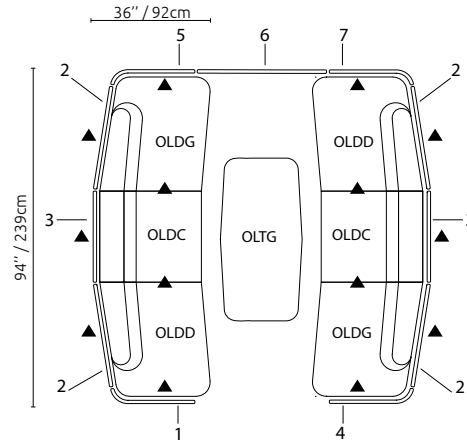
  

PANELS	No.	CODE	QUANTITY	PRICE	TOTAL PRICE
	1	OLPD	1	\$ 960	\$ 960
2	OLPI	4	\$ 960	\$ 3840	
4	OLPG	1	\$ 960	\$ 960	
5	OLOG	1	\$ 960	\$ 960	
6	OLOC	1	\$ 1070	\$ 1070	
7	OLOD	1	\$ 960	\$ 960	

Ganging kit	J	10	\$ 20	\$ 200
\$ 18870*				

COL4



BENCHES	CODE	QUANTITY	PRICE	TOTAL PRICE
	OLDD	2	\$ 2170	\$ 4340
OLDD	2	\$ 2170	\$ 4340	
OLDC	2	\$ 1910	\$ 3820	
OLTG	1	\$ 1240	\$ 1240	

PANELS	No.	CODE	QUANTITY	PRICE	TOTAL PRICE
	1	OLPD	1	\$ 960	\$ 960
2	OLPI	4	\$ 960	\$ 3840	
3	OLPC	2	\$ 840	\$ 1680	
4	OLPG	1	\$ 960	\$ 960	
5	OLOG	1	\$ 960	\$ 960	
6	OLOC	1	\$ 1070	\$ 1070	
7	OLOD	1	\$ 960	\$ 960	

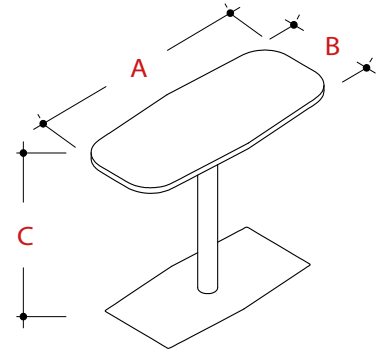
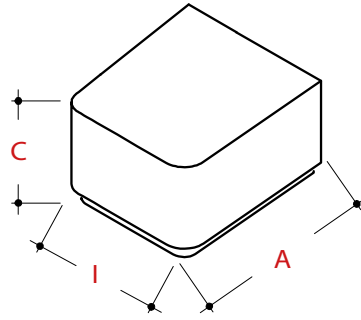
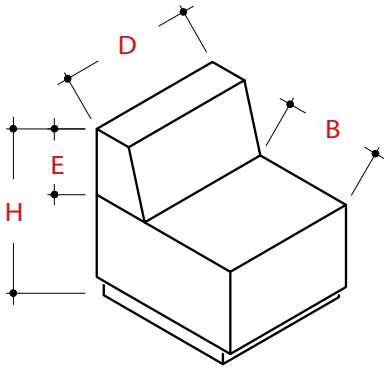
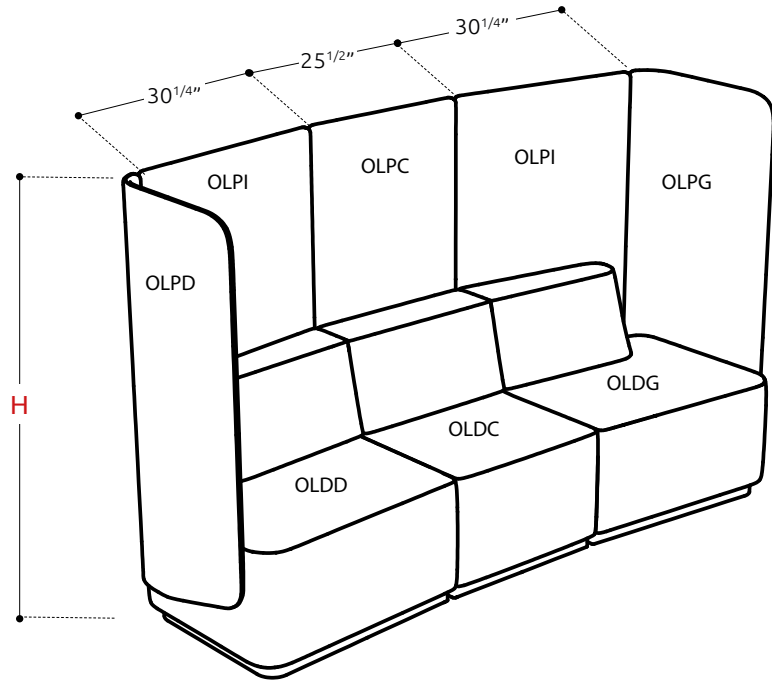
  

Ganging kit	J	14	\$ 20	\$ 280
\$ 24450*				

\* Price for grade A fabric. Standard tables when applicable.

Configuration examples

# Organic Link



Measures	A	B	C	D	E	H	I	Weight	Volume	COM
OLBD	33	32	18	---	---	---	32	61	15	3.0
	84	81	46	---	---	---	81	27.7	1.4	2.7
OLBC	25 <sup>1/2</sup>	32	18	---	---	---	32	53	15	2.6
	---	81	46	---	---	---	81	24	1.4	2.4
OLBG	33	32	18	---	---	---	32	61	15	3.0
	84	81	46	---	---	---	81	27.7	1.4	2.7
OLDD	33	19	18	29	12 <sup>1/2</sup>	30	32	80	24	4.4
	84	48	46	74	32	76	81	36.3	2.2	4
OLDC	25 <sup>1/2</sup>	19	18	25 <sup>1/2</sup>	12 <sup>1/2</sup>	30	32	69	24	3.8
	65	48	46	65	32	76	81	31.3	2.2	3.5
OLDG	33	19	18	29	12 <sup>1/2</sup>	30	32	80	24	4.4
	84	48	46	74	32	76	81	36.3	2.2	4
OLTP	31 <sup>1/2</sup>	13 <sup>3/4</sup>	24 <sup>1/4</sup>	---	---	---	---	65	8	---
	80	35	62	---	---	---	---	29.5	0.7	---
OLTG	47 <sup>1/4</sup>	23 <sup>3/4</sup>	24 <sup>1/4</sup>	---	---	---	---	97	20	---
	120	60	62	---	---	---	---	44	1.9	---
OLPD	29 <sup>1/4</sup>	2	---	---	---	59	---	24	2	2.0
	74	5	---	---	---	150	---	10.9	0.2	1.8
OLPC	25 <sup>1/2</sup>	2	---	---	---	59	---	22	2	2.0
	65	5	---	---	---	150	---	10	0.2	1.8
OLPG	29 <sup>1/4</sup>	2	---	---	---	59	---	24	2	2.0
	74	5	---	---	---	150	---	10.9	0.2	1.8
OLPI	30 <sup>1/4</sup>	2	---	---	---	59	---	25	2	2.0
	77	5	---	---	---	150	---	11.3	0.2	1.8
OLOD	27	2	---	---	---	59	---	23	2	2.0
	69	5	---	---	---	150	---	10.4	0.2	1.8
OLOC	38	2	---	---	---	59	---	32	2	2.0
	97	5	---	---	---	150	---	14.5	0.2	1.8
OLOG	27	2	---	---	---	59	---	32	2	2.0
	69	5	---	---	---	150	---	14.5	0.2	1.8

Imperial system

Metric system

# Pouf

*Our footrests collection can be used as an additional seating or as a tray-topped accent piece, for your space. Available in a wide range of fabrics or leathers, our Pouf series offers the perfect combination of style and function.*



## Collection

Multi-purpose

Lounge and waiting room

A

R



1575



1575R



1585



1585R



1510



1510R



1520




1520R

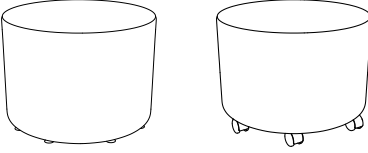


1575BD

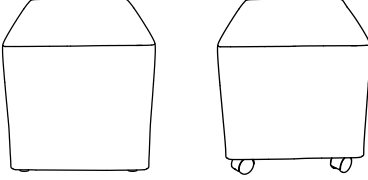
1575	COM					
	A	B	C	D	E	
	1575	440	460	480	500	520
	1575R	440	460	480	500	520



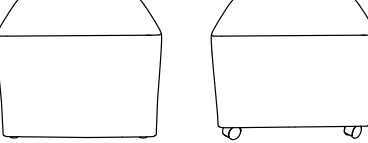
1585	COM					
	A	B	C	D	E	
	1585	550	570	590	610	630
	1585R	550	570	590	610	630




1510	COM					
	A	B	C	D	E	
	1510	470	490	510	530	550
	1510R	470	490	510	530	550



1520	COM					
	A	B	C	D	E	
	1520	620	640	660	680	700
	1520R	620	640	660	680	700



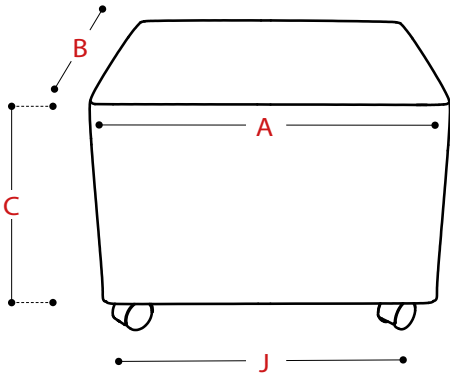
1575BD	COM					
	A	B	C	D	E	
	1575BD	650	670	690	710	730



# Pouf

<b>Glides</b>		
GL13	Metal	-
<b>Casters</b>		
8N	For carpet	-
<b>Handle</b>		
PP	Black leather handle on the side of the Pouf	50
<b>Upholstery</b>		
AD	Combination of two colors from the same pattern	50





Measures	A	B	C	J	Weight	Volume	COM
1510 / R	17	17	18	14	12	6	1.3
	43	43	46	36	5.4	0.6	1.2
1520 / R	24	24	18	21	24	8	2.0
	61	61	46	53	10.9	0.7	1.8
1575 / R	17	17	18	14	12	6	1.3
	43	43	46	36	5.4	0.6	1.2
1575BD	17	17	18	14	12	6	1.3
	43	43	46	36	5.4	0.6	1.2
1585 / R	24	24	18	21	24	8	2.0
	61	61	46	53	1.9	0.7	1.8

Imperial system

Metric system

# Stylus

*Light and solid construction, our brand new collection of Stylus tables is characterized not only by its many options, but also by the maintenance of an elegant ultra functional classic style that allows it to easily adapt to any space, whether residential, commercial or office.*



## Collection

Appoint  
A

Rencontre  
R

Round



Round

Square



Round

Lotus



Round

Square



Square

Lotus



Lotus

Rectangular



Round

Rectangular



Square



Height adjustable table

Note: Tables sold not assembled



**Table sizes (top and standard height base included)**

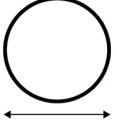
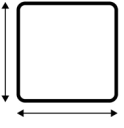
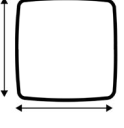

Round 	SYR-20	20" diameter	800
	SYR-24	24" diameter	820
	SYR-30	30" diameter	840
	SYR-36	36" diameter (not available with 36H and 42H bases)	990
Square 	SYC-20	20"x 20"	750
	SYC-24	24"x 24"	770
	SYC-30	30"x 30"	790
	SYC-36	36"x 36" (not available with 36H and 42H bases)	940
Lotus 	SYL-20	20"x 20"	800
	SYL-24	24"x 24"	820
	SYL-30	30"x 30"	840
	SYL-36	36"x 36" (not available with 36H and 42H bases)	990
Rectangle 	SYD-2448	24"x 48"	1320
	SYD-3048	30"x 48"	1370
	SYD-3060	30"x 60"	1420
	SYD-3072	30"x 72"	1470
	SYD-3084	30"x 84"	1520
	SYD-3096	30"x 96"	1570
	SYD-3648	36"x 48" (only available with 29H base)	1420
	SYD-3660	36"x 60" (only available with 29H base)	1470
	SYD-3672	36"x 72" (only available with 29H base)	1520
	SYD-3684	36"x 84" (only available with 29H base)	1570
SYD-3696	36"x 96" (only available with 29H base)	1620	

Table height		SYR/SYC/SYL	SYD
15H	15" total height	Standard	N-A
19H	19" total height	10	N-A
26H	26" total height	20	N-A
29H	29" total height	30	Standard
36H	36" total height	40	20
42H	42" total height	50	40

Base shape		
BR	Round base	Standard
BC	Square base	-
BL	Lotus base	-

Note: Tables sold not assembled

## Bases only (fixed Stylus models)

3' diameter tube and 23' diameter/side double thickness base

Round base	Lotus base	Square base	Height	Weight	Price
SYB-15R	SYB-15L	SYB-15C	14	67	420
			36	30.4	
SYB-19R	SYB-19L	SYB-19C	17	69	430
			43	31.3	
SYB-26R	SYB-26L	SYB-26C	24 <sup>1/2</sup>	71	450
			62	32.2	
SYB-29R	SYB-29L	SYB-29C	28	72	460
			71	32.7	
SYB-36R	SYB-36L	SYB-36C	35	74	480
			89	33.6	
SYB-42R	SYB-42L	SYB-42C	41	76	495
			104	34.5	

Imperial system      Metric system

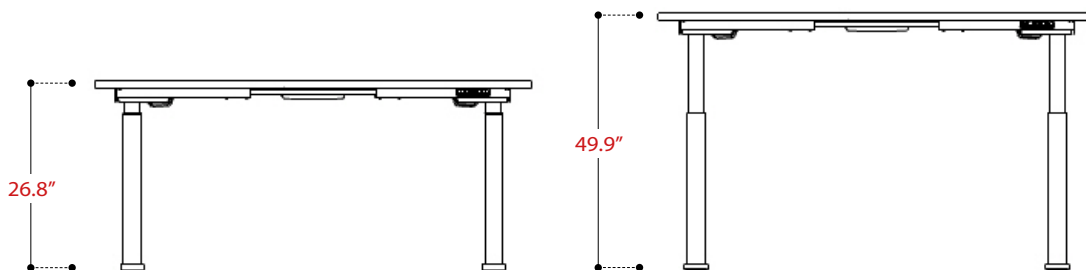
Note: Weight and volume available on website

## Height adjustable table (top and height adjustable base included)

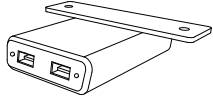
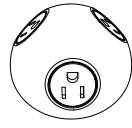




SYA-2454	24" x 54"	1990
SYA-2460	24" x 60"	2020
SYA-2466	24" x 66"	2050
SYA-2472	30" x 72"	2080
SYA-3054	30" x 54"	2070
SYA-3060	30" x 60"	2100
SYA-3066	30" x 66"	2150
SYA-3072	30" x 72"	2180

## Height adjustable table range



**Connectivity module**

CU011N	2 USB (A+C) outlets, black, 72" power supply cord with a barrel connector, installed on one side under the top.		530
CU011W	2 USB (A+C) outlets, white, 72" power supply cord with a barrel connector, installed on one side under the top.		530
CS211N	2 110V Power outlets and 2 USB (A+C) outlets, black, 120" power supply cord, installed in the middle of the table. (Rectangular options only)		580
CS211W	2 110V Power outlets and 2 USB (A+C) outlets, white, 120" power supply cord, installed in the middle of the table. (Rectangular options only)		580
CR111N	1 110V Power outlets and 2 USB (A-C) outlets, black, 120" power supply cord, installed in the middle of the table. (Rectangular options only)		630
CR111W	1 110V Power outlets and 2 USB (A-C) outlets, white, 120" power supply cord, installed in the middle of the table. (Rectangular options only)		630
CR320N	3 110V Power outlets and 2 USB (A) outlets, black, 120" power supply cord, installed in the middle of the table. (Rectangular options only)		740
CR320W	3 110V Power outlets and 2 USB (A) outlets, white, 120" power supply cord, installed in the middle of the table. (Rectangular options only)		740

**Tabletop finishes**

1" Thermally fused laminate panel tops and PVC edge

631	Black	Standard	H57	Haze	-
123	Charcoal	-	H56	Chill	-
555	White	-	204	Bourbon Cherry	-
H58	Storm	-	205	Tobacco Cherry	-
K02	Sesame	-	992	Hardrock maple	-
H72	Ginger	-			

**Bases finishes (not available on height adjustable bases)**

N	Black	Standard	LB	Saphir	\$ 50/base 4 bases min.
SX	Black sandex	-	DB	Minuit	\$ 50/base 4 bases min.
CH	Charcoal	-	RD	Cardinal	\$ 50/base 4 bases min.
SG	Metallic grey	-	DR	Bordeaux	\$ 50/base 4 bases min.
WH	White	-	GR	Sauge	\$ 50/base 4 bases min.
WX	White sandex	-	GP	Sapin	\$ 50/base 4 bases min.
Z	Polished chrome	\$ 105	OG	Terracotta	\$ 50/base 4 bases min.
PA	Polished chrome paint	\$ 50/base 4 bases min.	YC	Canari	\$ 50/base 4 bases min.

**Height adjustable bases finishes**

SG	Metallic grey	Standard	N	Black	-
WH	White	-			

# 2000

*Perfect for a lounge, staff room or any other work space where people gather to exchange ideas, the 2000 series is attractively sculptured and remarkably comfortable. Models designed to seat one, two or three people are available in a variety of colours and come with a convenient handle, polished aluminum wheels or solid maple legs, and other optional features.*



## Collection

Multi-purpose

Lounge and waiting room

A

R



2001

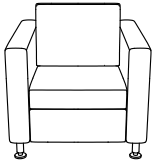


2002

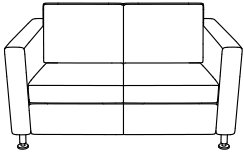


2003

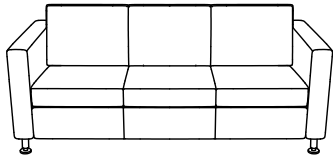
2001	COM					LEATHER
	A	B	C	D	E	
2001	1950	2010	2070	2130	2190	2950








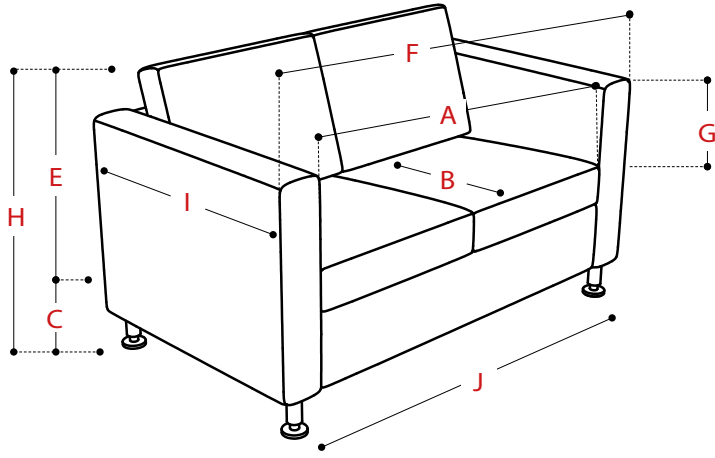
2002	COM					LEATHER
	A	B	C	D	E	
2002	2600	2690	2780	2870	2960	3600



2003	COM					LEATHER
	A	B	C	D	E	
2003	3600	3720	3840	3960	4080	4600



Legs and casters			
ZA	Set of 4 brushed aluminum legs	4X 	Standard
ZB	Set of 4 adjustable anodized aluminum legs	4X 	110
4Y	Set of 4 metallic silver paint casters (2 with brakes, at the front)	4X 	150
3Y	Set of 2 adjustable anodized aluminum legs (at the back) and 2 metallic silver paint casters (at the front)	2X  2X 	130
Carrier handle			
P1	Polished aluminum		100
Writing tablet			
TD	Right side writing tablet made of 3/4" birch plywood with maple color high pressure laminate top and clear varnish edge		320
TG	Left side writing tablet made of 3/4" birch plywood with maple color high pressure laminate top and clear varnish edge		320
T2	Set of writing tablets (left and right) with cup holder (right side)		640
Connectivity module			
CS120G	1 Power outlet and 2 USB-A outlets, metallic silver paint, 10' power cord, installed on the side 8" from the ground or top (tables only).		630
Upholstery			
AD	Upholstered seat and backrest with different colours		70



Measures	A	B	C	E	F	G	H	I	J	Weight	Volume	COM
2001	21 <sup>1/2</sup>	19	17	17	31 <sup>1/2</sup>	10	30	30 <sup>1/2</sup>	27	75	18	4.3
	55	48	43	43	80	25	76	77	69	34	1.7	3.9
2002	43	19	17	17	53	10	30	30 <sup>1/2</sup>	48 <sup>1/2</sup>	115	35	5.9
	109	48	43	43	135	25	76	77	123	52.2	3.3	5.4
2003	64 <sup>1/2</sup>	19	17	17	74 <sup>1/2</sup>	10	30	30 <sup>1/2</sup>	70	155	46	7.8
	164	48	43	43	189	25	76	77	178	70.3	4.3	7.1

Imperial system

Metric system



**bouty.com**

BOUTY INC.  
6505 Metropolitan East Boulevard  
Saint-Leonard, Quebec H1P 1X9  
T 514.324.0916 · 800.982.6889

**Comfort at work... and at home!**



**dessana**

Comfort and well-being.  
dessana.ca