

COMMERCIAL **BLUE**™ Ice Melt ❄️



Distributed By:

- ❄️ **Effective to temperatures down to -10°F**
- ❄️ **Colored Blue to enhance visibility**
- ❄️ **Contains Calcium and Magnesium**
- ❄️ **A high quality ice melter that is fast acting and long lasting**

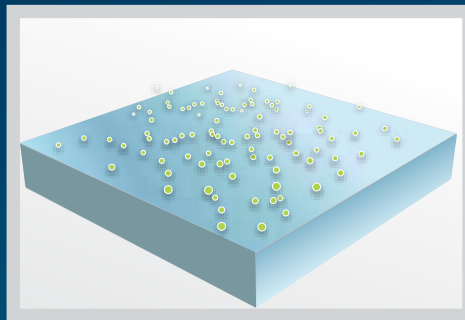
COMMERCIAL BLUE™ Ice Melt

Commercial Blue™ Ice Melt is a proprietary formulation consisting of calcium chloride, magnesium chloride and sodium chloride. Commercial Blue™ Ice Melt is a proven formula using icing chemicals to make Commercial Blue™ an environmentally friendly product.


The blue color of Commercial Blue™ Ice Melt ensures that the user does not over-apply or under-apply the product due to a lack of visibility. This ensures that the area is covered correctly, maximizing safety and preventing liability.

Because Commercial Blue™ Ice Melt is a blend that melts more effectively than most other products, less is needed to get the job done, meaning less of an environmental impact.

Because Commercial Blue is granulated to optimize melting power, there is less wasted material and no wasted time.




Granules that are too small will start melting quickly, but won't penetrate the ice layer to break it apart.

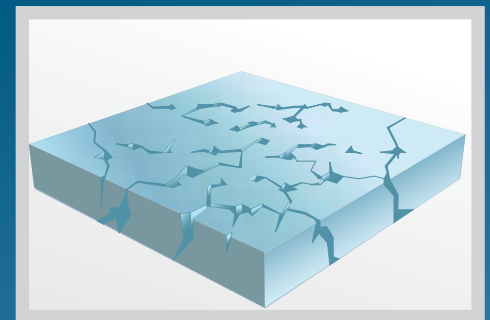


Granules that are too small won't penetrate ice


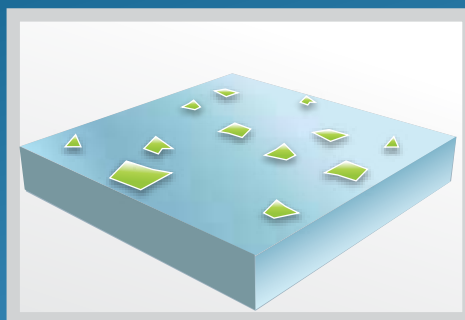
Large granules will often penetrate the ice layer, but won't dissolve efficiently to create a brine layer.



The consistent, medium-sized granules that are used in Commercial Blue Ice Melt penetrate the ice surface and maximize ice separation, making the removal process as easy as possible.



Commercial Blue uses consistent granules that optimize melting ability



Granules that are too large won't dissolve properly