

SCRAPPY MODERN PICK UP STICKS BLOCK LOTTO AUGUST 2024

Quilt block 8 1/2" x 8 1/2" unfinished




Color way: Scrappy

Fabric A-pick up sticks - 12"x 1" colorful strips.




Fabric B- background 10"x10" square GRAY tones.

Quilt block construction:



Using your ruler and rotary cutter, cut across your gray B square in any direction you like. Insert one of your fabric A colored strips using a 1/4" seam. Press toward the strip (as shown above). This makes the stick puff up a little in the finished block, rather than sink down.

Then cut your block again, any place you choose, and insert the second strip. If you like, add another strip (as shown below).



When you've added all the strips you want, **trim your block to 8 1/2" square.**