



Evogue
Delivery System

Evogue

Delivery System

Customizable positioning and options aid in providing comfort during procedures.



Delivery Head Utility

Delivery head pivots from its center, offering a 90°-to-90° rotation. This supports efficiency and comfortable positioning of the delivery system handpiece for the Doctor in relation to the patient.

Seat Positioning Access

Built-in seat positioning membrane control touchpad is centrally located on the delivery head, so left- and right-handed doctors have easy, line-of-sight access to controls during patient treatment.

Water Supply System

A self-contained bottle system gives operators control over water source quality used during treatment procedures. Water bottles can be removed, refilled, and replaced with a quick disconnect feature.

Evogue Swing Mount
With Assistant's Vac Pac



Evogue Over the Patient
With Cuspidor



Evogue Over the Patient
Without Cuspidor





Integration

Optional accessories, such as a micromotor, handpiece fiberoptics, and scaler can be attached. With plumbing and wiring concealed within the delivery system, this reduces typical operator clutter associated with multiple stand-alone accessories.



Versatility

Unique, assistant instrument arm hose tender on traditional over-the-patient delivery models keeps vacuum and syringe hoses clean, off of the floor and out of the operator's way.



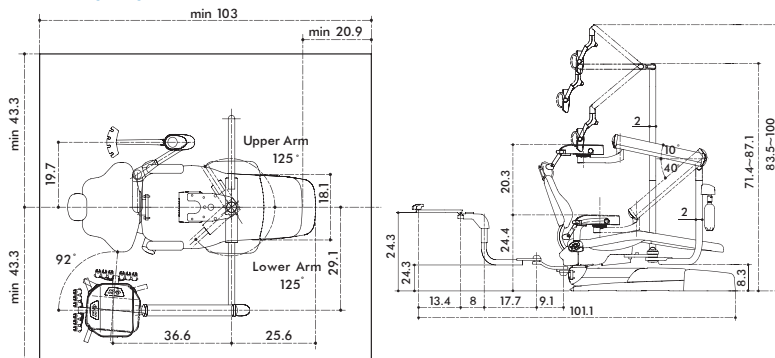
Evogue Rear Delivery

EVOGUE rear cabinet mounted delivery configuration complements the function and utility of Belmont's D66CM, K66, and ECO6 Cabinetry.



Swing Mounted Delivery System with Vac Pac and CLESTA LED Light and Quolis Chair

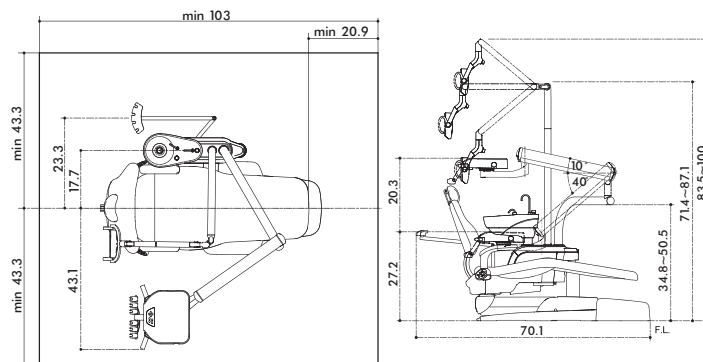
Dimensions



Minimum dimension for change to right and left position excluding treatment space.

Over The Patient Delivery System with Cuspidor and CLESTA LED Light and Quolis Chair

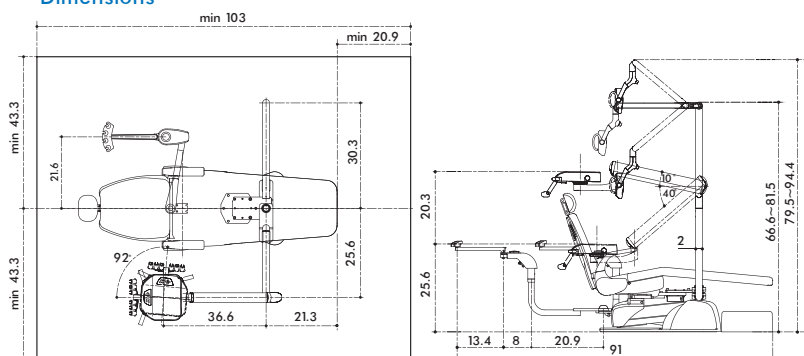
Dimensions



Minimum dimension excluding treatment space.

Swing Mounted Delivery System with Vac Pac and CLESTA LED Light and Bel-50 Chair

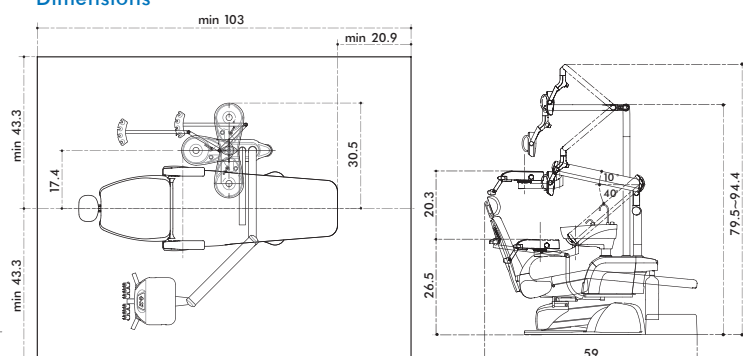
Dimensions



Minimum dimension for change to right and left position excluding treatment space.

Over The Patient Delivery System with Cuspidor and CLESTA LED Light and Bel-50 Chair

Dimensions



Minimum dimension for change to right and left position excluding treatment space.

SPECIFICATIONS

Power Consumption:	AC120V 1.6A
Frequency:	60 Hz
Fuse Value:	M6AL, 250V
Dr's control Net Weight:	44 lbs (20 kg)
Swing Arm Net Weight:	55 lbs (25 kg) (Without Dental Light)
Vacuum Pack Net Weight:	44 lbs (20 kg)
Junction Net Weight:	9 lbs (4 kg)
Doctor Table Maximum Load:	4.40 lbs (2 kg)
Operating Pressure:	Water 29 psi (0.2 MPa), Air 75 psi (0.5 MPa)
Protection class against electric shock:	Class I Equipment
Service Life:	10 Years

Belmont Equipment
101 Belmont Drive
Somerset, NJ 08873
(800) 223-1192
www.belmontequip.com

Takara Company Canada Ltd.
2076 South Sheridan Way
Mississauga, ON
L5J 2M4, Canada
(800) 268-5351
dental.takarabelmont.ca

Belmont
Delivering Value in Quality