



Commercial Series LED HDTV

- 22" LED Model J22CE820
- 28" LED Model J28CE820
- 32" LED Model J32CE820
- 42" LED Model J42CE821



Bed 1/2/3
Compatible



IR
Pass-thru



Volume
Limiter



USB Clone
Programming



Healthcare UL
Listed



Commercial
Interface



Eco-
Friendly



2-Year
Replacement

SPECIFICATIONS

J22CE820 - 22" LED HDTV

Cabinet Color	flat black
Screen Size	21.5" diagonal
Display Resolution	1366 x 768
Brightness (typical)	300 cd/m ²
Viewing Angle	178° x 178°
Response Time (typical)	6 ms
Broadcast System	NTSC/ATSC/QAM
Max Audio Output	2 x 2.5 W
VESA Standard	100 mm x 100 mm
Power Supply	AC 100-240V 60Hz
Power Consumption	30 W
Standby Consumption	<1 W
TV w/o Stand (WxHxD)	21 x 14.1 x 1.9"
Set Weight	7.9 lbs.
Shipping Weight	11.2 lbs.

J28CE820 - 26" LED HDTV

Cabinet Color	flat black
Screen Size	27.5" diagonal
Display Resolution	1366 x 768
Brightness (typical)	280 cd/m ²
Viewing Angle	170° x 160°
Response Time (typical)	5 ms
Broadcast System	NTSC/ATSC/QAM
Max Audio Output	2 x 3 W
VESA Standard	100 mm x 100 mm
Power Supply	AC 115V~ 60Hz
Power Consumption	33 W
Standby Consumption	<1 W
TV w/o Stand (WxHxD)	25.2 x 15.4 x 2.9"
Set Weight	7.94 lbs.
Shipping Weight	11.02 lbs.

J32CE820 - 32" LED HDTV

Cabinet Color	flat black
Screen Size	31.5" diagonal
Display Resolution	1366 x 768
Brightness (typical)	300 cd/m ²
Viewing Angle	178° x 178°
Response Time (typical)	6.5 ms
Broadcast System	NTSC/ATSC/QAM
Max Audio Output	2 x 3 W
VESA Standard	100 mm x 100 mm
Power Supply	AC 100-240V 60Hz
Power Consumption	52 W
Standby Consumption	<1 W
TV w/o Stand (WxHxD)	28.8 x 17.5 x 3.1"
Set Weight	12.8 lbs.
Shipping Weight	18.4 lbs.

J42CE821 - 42" LED HDTV

Cabinet Color	flat black
Screen Size	42" diagonal
Display Resolution	1920 x 1080
Brightness (typical)	300 cd/m ²
Viewing Angle	178° x 178°
Response Time (typical)	6 ms
Broadcast System	NTSC/ATSC/QAM
Max Audio Output	2 x 5 W
VESA Standard	200 mm x 200 mm
Power Supply	AC 115V~ 60Hz
Power Consumption	80 W
Standby Consumption	<1 W
TV w/o Stand (WxHxD)	38.8 x 23.5 x 2.9"
Set Weight	24.25 lbs.
Shipping Weight	30.42 lbs.

COMMERCIAL FEATURES

Ultra-Slim Cabinet	Thin cabinet, reduced weight, set lays closer to the wall when mounted
Channel Labeling	Allows channels to have individual customized names
Initial Channel	Sets the input/channel for the TV to tune when turned on
Volume Limiter/Initial Volume	Sets the minimum, maximum and initial volume settings when the TV is turned on
USB Cloning Capable	Allows duplication of TV configuration for easy installation
USB File Play	Allows guests to play MP3 and view JPG files, as well as charge mobile devices
Auto Power-Off	Allows the TV to turn off after a selectable period of inactivity
Master & Guest Remotes	Separate remotes for configuration and operation
Front Panel/Menu Lockout	Disables front panel and menu controls to make television "tamper-proof"
Power On/Off Scheduler	Sets recurring time for the TV to power on and off
Energy-Saving Features	Auto power-off, less than 1 watt in standby mode, low power LED, no signal power-off
VESA Mount Pattern	Wall-mount your TV using standard mounts
IR Pass-Thru	Allows control of an external device without the need for direct line of sight
Bed 1/2/3 Capable	Allows simultaneous control of multiple TVs in the same room without remote interference

ATSC Tuning Mode	Select between physical or virtual channel numbers, giving your headend distribution system optimal flexibility
Antenna/Cable Merge	Ability to merge antenna and cable channels into a single channel line-up
Auto Detect Side AV	Allows users to easily connect peripheral devices to side input without use of remote
Last Power Mode	Selectable power state of the TV after a power cycle
Control Port	RS-232C control port allows for integration with "infotainment" providers and video conferencing equipment

Accessories

User Remote (KM3802)	Not Included (Optional)
Master Remote (KM3801)	Not Included (Optional)
Direct TV DRE Kit	Not Included (Optional)
Security Lock Kit	Not Included (Optional)

Certifications

FCC, RoHS, Healthcare UL, CEC	Yes
-------------------------------	-----

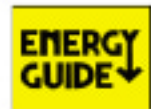
Service/Limited Warranty

Limited Warranty	Two-Year replacement, provides for minimal downtime by offering advance replacement shipping instead of on-site repair
------------------	------------------------------------------------------------------------------------------------------------------------

Some features and specifications are subject to change without notice.



Bezel Design for 28", 42" Models



CALL NOW
877-789-7995




CommConnect



Commercial Series LED HDTV

- 22" LED Model J22CE820
- 28" LED Model J28CE820
- 32" LED Model J32CE820
- 42" LED Model J42CE821



Bed 1/2/3
Compatible



IR
Pass-thru



Volume
Limiter



USB Clone
Programming



Healthcare UL
Listed



Commercial
Interface



Eco-
Friendly



2-Year
Replacement

SPECIFICATIONS

J22CE820 - 22" LED HDTV

Cabinet Color	flat black
Screen Size	21.5" diagonal
Display Resolution	1366 x 768
Brightness (typical)	300 cd/m ²
Viewing Angle	178° x 178°
Response Time (typical)	6 ms
Broadcast System	NTSC/ATSC/QAM
Max Audio Output	2 x 2.5 W
VESA Standard	100 mm x 100 mm
Power Supply	AC 100-240V 60Hz
Power Consumption	30 W
Standby Consumption	<1 W
TV w/o Stand (WxHxD)	21 x 14.1 x 1.9"
Set Weight	7.9 lbs.
Shipping Weight	11.2 lbs.

J28CE820 - 26" LED HDTV

Cabinet Color	flat black
Screen Size	27.5" diagonal
Display Resolution	1366 x 768
Brightness (typical)	280 cd/m ²
Viewing Angle	170° x 160°
Response Time (typical)	5 ms
Broadcast System	NTSC/ATSC/QAM
Max Audio Output	2 x 3 W
VESA Standard	100 mm x 100 mm
Power Supply	AC 115V~ 60Hz
Power Consumption	33 W
Standby Consumption	<1 W
TV w/o Stand (WxHxD)	25.2 x 15.4 x 2.9"
Set Weight	7.94 lbs.
Shipping Weight	11.02 lbs.

J32CE820 - 32" LED HDTV

Cabinet Color	flat black
Screen Size	31.5" diagonal
Display Resolution	1366 x 768
Brightness (typical)	300 cd/m ²
Viewing Angle	178° x 178°
Response Time (typical)	6.5 ms
Broadcast System	NTSC/ATSC/QAM
Max Audio Output	2 x 3 W
VESA Standard	100 mm x 100 mm
Power Supply	AC 100-240V 60Hz
Power Consumption	52 W
Standby Consumption	<1 W
TV w/o Stand (WxHxD)	28.8 x 17.5 x 3.1"
Set Weight	12.8 lbs.
Shipping Weight	18.4 lbs.

J42CE821 - 42" LED HDTV

Cabinet Color	flat black
Screen Size	42" diagonal
Display Resolution	1920 x 1080
Brightness (typical)	300 cd/m ²
Viewing Angle	178° x 178°
Response Time (typical)	6 ms
Broadcast System	NTSC/ATSC/QAM
Max Audio Output	2 x 5 W
VESA Standard	200 mm x 200 mm
Power Supply	AC 115V~ 60Hz
Power Consumption	80 W
Standby Consumption	<1 W
TV w/o Stand (WxHxD)	38.8 x 23.5 x 2.9"
Set Weight	24.25 lbs.
Shipping Weight	30.42 lbs.

COMMERCIAL FEATURES

Ultra-Slim Cabinet	Thin cabinet, reduced weight, set lays closer to the wall when mounted
Channel Labeling	Allows channels to have individual customized names
Initial Channel	Sets the input/channel for the TV to tune when turned on
Volume Limiter/Initial Volume	Sets the minimum, maximum and initial volume settings when the TV is turned on
USB Cloning Capable	Allows duplication of TV configuration for easy installation
USB File Play	Allows guests to play MP3 and view JPG files, as well as charge mobile devices
Auto Power-Off	Allows the TV to turn off after a selectable period of inactivity
Master & Guest Remotes	Separate remotes for configuration and operation
Front Panel/Menu Lockout	Disables front panel and menu controls to make television "tamper-proof"
Power On/Off Scheduler	Sets recurring time for the TV to power on and off
Energy-Saving Features	Auto power-off, less than 1 watt in standby mode, low power LED, no signal power-off
VESA Mount Pattern	Wall-mount your TV using standard mounts
IR Pass-Thru	Allows control of an external device without the need for direct line of sight
Bed 1/2/3 Capable	Allows simultaneous control of multiple TVs in the same room without remote interference

ATSC Tuning Mode	Select between physical or virtual channel numbers, giving your headend distribution system optimal flexibility
Antenna/Cable Merge	Ability to merge antenna and cable channels into a single channel line-up
Auto Detect Side AV	Allows users to easily connect peripheral devices to side input without use of remote
Last Power Mode	Selectable power state of the TV after a power cycle
Control Port	RS-232C control port allows for integration with "infotainment" providers and video conferencing equipment

Accessories

User Remote (KM3802)	Not Included (Optional)
Master Remote (KM3801)	Not Included (Optional)
Direct TV DRE Kit	Not Included (Optional)
Security Lock Kit	Not Included (Optional)

Certifications

FCC, RoHS, Healthcare UL, CEC	Yes
-------------------------------	-----

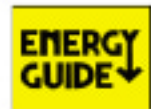
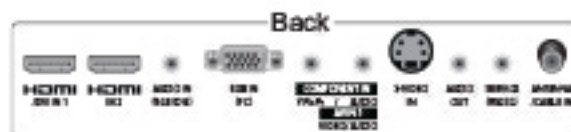
Service/Limited Warranty

Limited Warranty	Two-Year replacement, provides for minimal downtime by offering advance replacement shipping instead of on-site repair
------------------	------------------------------------------------------------------------------------------------------------------------

Some features and specifications are subject to change without notice.



Bezel Design for 28", 42" Models



CALL NOW
877-789-7995



CommConnect