



# The Lodestar



July 2023



## Inside this issue:

1st VP Report	2
Secretary & Membership	3
Safety Report	4
SFMS Webmaster & Editor	5
DMC Field Trip	6
SFMS Field Trip	6
GA State Director	6
WH Workshops	7
Director & Registrar	7
Education Chair/ Wildacres Dir.	8
New QR Codes	8
Rock Corner	9
Youth Coord.	11
Shows	12
Officers & State Directors	13
Committee Chairs	14
Mayo Foundation & Reps to AFMS	15
Wildacres Info & Registration	17

## President's Letter

In looking ahead to our Annual Meeting in October, we need to come up with a slate of SFMS officers for 2024. If you know anyone that you think would make a good officer for SFMS, please send their name to [president@southeastfed.org](mailto:president@southeastfed.org). We are always looking for qualified individuals to run for either a committee or officer position. Without individuals volunteering there would be no SFMS.

At the last Quarterly meeting, the board approved the application from the Florida Panhandle Gem and Mineral Society to rejoin the SFMS. I would like to welcome the 45 members from this club to the SFMS. With this new addition we now have 67 clubs. As a Federation we need to work continuously to bring new clubs into the SFMS. We are still trying to get a club started in the Live Oak/ Madison area of Florida.

At the end of July, I along with the 2nd Vice President will be going to Billings, Montana to represent the SFMS at the AFMS Convention on August 3rd to 6th. I would invite club members to attend the meetings and stay for the digs the next week. Some of these dig sites are places that individuals do not have access to.

I would like to thank the members of the Communications Committee for all of their hard work. They are looking for ways to improve communications between the Federation and the local clubs. I would also like to thank all of the State Directors for their efforts to get the contact list updated.

Dennis M Buchanan  
President SFMS



## 1st Vice President

### Danny Griffin



I attended the 1<sup>st</sup> SFMS Workshops session at William Holland School of lapidary Arts and had a very good time sharpening my casting skill in Bill Harr's class. I believe this is the 4<sup>th</sup> time I've taken his class over the years. I believe I've got it down and I'm sure Bill's relieved!!

If you haven't taken one of the workshops you're missing a great opportunity to learn a new skill, sharpen an old skill, and just hang out for a week with a great group of like-minded folks. There are two workshops remaining for 2023 so don't miss a chance to check them out. Go to

[WWW.SFMSWORKSHOPS.ORG](http://WWW.SFMSWORKSHOPS.ORG) for more information.

I'd also like to take this time to thank Jim & Cindy Reed for their excellent service as the William Holland SFMS Workshop Director and Registrar. To make things run smoothly the Director and Registrar must put in

lots and lots of time behind the scenes. It was obvious that both had worked hard to make the workshop a success. If you see either of them thank them profusely for a job well done! .

The meeting after the workshop went smoothly with a new club voted into the SFMS (see the Presidents message). Our Annual SFMS meeting will be upon us before you know it (Oct 20-21), so be on the lookout for detailed information from the SFMS Secretary as it gets closer to the meeting time. I hope to see many of you there

We're on the Web!  
[southeastfed.org](http://southeastfed.org)



---

## Secretary Message

### Jerri Heer



Two meetings down and one to go! We've completed our 2nd Executive Meeting and are looking toward the Annual Meeting hosted by the St. Lucie Rock and Gem Society during their Show October 21-22nd, 2023. We'll be sharing more information about the hotel, banquet, meetings, Show etc. within the next month or so. Keep an eye on the Website for updates. Once created, the registration form and info sheet will be posted in the Newsletter and the Website.

We have been given the dates for the 2024 Rockhound Roundup: March 1-3, 2024. Those forms will also be made available on the website and through the newsletter. We have doubled in size over the last 5 years and look forward to seeing continued growth!

Jerri Heer  
SFMS Secretary

---

## Membership Chair

### Rick Marshall



We are now up to 67 clubs in the SFMS! The Florida Panhandle Gem & Mineral Society was approved for membership at the June 10th Executive Meeting at William Holland. Welcome!

The week before the Executive Meeting I was fortunate to be able to teach a Cabochon I class. I had 5 very talented and eager students who I hope had as much fun as I did. I hope they learned some things from me, as I did from them. Let me encourage any of you who have never attended one of the SFMS Workshops or William Holland to do so in the near future. It is more than just attending class and creating art. It is also about sharing and helping others. The friendships and memories you create are added benefits.

I want to clear something up. In last month's Lodestar I included the following in my write up:

"I also attended the meeting of the Tomoka Gem & Mineral Society. They

are not members of the SFMS but have been in years past. When I asked why they dropped out I was informed they thought the cost was too high. I find that hard to believe so I will be back in the fall to do a presentation. Maybe we can add them to our roster in 2024!"

After writing this I have had communication with the President and the Vice President of the Tomoka Gem & Mineral Society and found out that the reason had nothing to do with "the cost was too high" as I had been told by a club member at the meeting. We had a very good conversation and the unresolved issues they had with the SFMS that caused them to leave were explained. I hope we can encourage them to rejoin in the near future.

Have a great month!

Rick Marshall  
SFMS Membership Secretary  
407-949-1416



Bob Green

Good month, hope all agree. In South Carolina, not too hot and though we had many storms, we were lucky compared to other parts of the country. As with last month, trauma from the storms can damage your mental health. This is also true of accidents.

As with all our activities, proper personal protection is required. Eye protection is critical with our activities.

I am late this month and wish to revisit some aspects of aspects on producing a treasure either by developing a cabochon or a silver filagree piece. This is my background.

I will start with silver filagree since I have the least experience with this work. I started my silver career in a basic silver class, and the instructor was busy getting ready for an upcoming show and left me at my own extremely limited skills in handling a torch. I did not burn the wall; nor did I tip over the pickle pot. I was careful about those activities, particularly since the lady in front of me was less careful than I with her torch, she did not set the room on fire, but did increase the temperature of a wall and some innocent close by tools. In summary I melted silver and what I produced, my kind wife said it was a good attempt, but she put all the products of my weeks work next to the recycle box. My next class was with Shannon Stafford, an extremely skilled artist and instructor. She quickly noticed I was substantially incapable of doing anything other than creating waste. She provided a CD and suggested I review this, and we would talk on Tuesday. The CD was a great demonstration and educational tool. By noon on Tuesday, I was above the scrap creating stage. She assisted in getting my skills drastically improved and I produced a couple of pieces my kind wife included in her jewelry box. The admonition here starts with a known instructor who has an educational bent to teach you.

Cabbing is a great way to spend time creating a lovely treasure. I love opals and though close to being cabbing, opals are different. Much more examination and planning of the rough is required to handle opals. So back to basic cabbing. My wife took me to our local club's workshop and seated me beside a very skilled young man that assisted me with what to do with the stone and machine. I had about a 4 hour session and learned a great deal and then the next week, learned even more. One of the things he noted was the proper way for the stone to address the wheel of the Genie. He explained that improper approach can quickly damage the softer wheels on the Genie. This lesson was not learned by several other folks that were substantially less willing to learn the proper approach and several wheels were damaged by stone gouges. This lady and one of her associates blamed the wheels for their inability to handle their improper approaches. Thankfully these ladies stopped coming to the workshop and the Genie's life improved. Again, it is important for your teacher to be observant and willing to correct your mistakes. Sarah Lee Boyce, Opal teacher extraordinaire, can listen to the machines and tell if you are doing the process properly. Being an excellent observer of the student's activities helps the students learn very quickly. Though we did have one guy that did not want to be there and as such his work and attitude made him a good example of a bad student. You must examine your stone, dry your stone, inspect the surface, and have all the previous wheel marks removed, if not back up. Too many folks want to have the finer grit wheels assist in shaping the stone and this tends to wear out the wheel and leads to frustrations of the students, and unfortunately some never get it.

As we started last month, the most important thing is your brain, providing you with proper planning, and your wearing proper PPE and having your equipment in safe working order.



---

## SFMS Webmaster

### Lori Carter

#### SFMS Logo and Link

The new SFMS website has been up and running for a few years now. Please make sure any links you have to the SFMS website point to the new website: <https://www.southeastfed.org/home>.

If you need an SFMS logo for your website, Facebook page, club flyer, etc., you can download one from the SFMS website here: <https://www.southeastfed.org/For-Clubs/sfms-logos> Multiple sizes and formats are available to suit all of your needs.

#### Continuing Design for the Website Quick Start Guide

Because the SFMS has so many benefits available, members and visitors can have

trouble finding what they are looking for, so I am working on a quick start guide to help. Please let me know if you have any trouble finding things on the website so I can address it in the quick start guide. Any ideas for the guide are always welcome.

Please let me know if you have any questions about the links, logos, the quick start guide, or the website in general.

**Lori Carter, SFMS Webmaster,**  
[webmaster@southeastfed.org](mailto:webmaster@southeastfed.org)

**Lori Carter, SFMS Webmaster,**  
[webmaster@southeastfed.org](mailto:webmaster@southeastfed.org)

---

## Editor

### Cindy Reed

This month's rock corner from David Liles is on Pyrophyllite.

Please be sure to let me know if you have news to share from your club. We want to hear from you.

Cindy Reed—SFMS Lodestar Editor



---

## DMC Field Trip Chair

### Lori Carter

Thank you to the Lowcountry Gem and Mineral Society for hosting a DMC field trip in June! The Gem & Mineral Society of Franklin NC is scheduled to host in July.

DMC trips have been very well attended and very popular this year. Clubs in the DMC enjoy many trips every year hosted by other clubs in exchange for hosting a trip themselves about every two and half years. What a bargain!

If your club is not a DMC member and would like to join, you can read about the program on the SFMS website here: <https://www.southeastfed.org/sfms-field-trips/dmc-field-trip-program>, or send me some email. I am happy to answer your questions.

**Lori Carter, DMC Coordinator,**  
[dmc@southeastfed.org](mailto:dmc@southeastfed.org)

---

## SFMS Field Trip Chair

### Charles Carter

The plan is to have an SFMS Field Trip in the fall of 2023 in September. In order to do this all the clubs will have to be contacted. The SFMS club contacts will be used in order to let the clubs know the details. If your club is not in the SFMS club contacts, it will not be possible to let you know. So now would be a good time to add your club. To do this, go to [www.southeastfed.org](http://www.southeastfed.org) and then the Clubs Contacts Form. From there follow the instructions to enter your club in contacts.

Charles Carter, SFMS Field Trips Chair

---

## Georgia State Director

### Diana Poppelreuter

Georgia Mineral Society is having a re-opening of their club house celebration - July 8 Open House.





---

## William Holland Workshop Director

### Jim Reed

The 2023 SFMS William Holland Workshop was a big success and we had more students than last year. Even better, we had 16 students that had never attended a workshop. Thanks to the clubs that sent students on scholarship. I think Augusta sent the most so a big thanks to them.

Monday night demos with Cindy Moore on coin jewelry and Bob Hohn on flame painting were very informative. Jason Hamilton & Jerri Heer did a fantastic job as auctioneers. We auctioned off 110 items in less than 2 hours. That was a record! I think the highlight of the week was the Wednesday night ice cream social. The kitchen made brownies (including gluten and sugar free) and we topped it off with ice cream, chocolate sauce and caramel. Check out the SFMS Facebook page to see all the amazing items at show & tell items on Friday.

This is my last year as Director and I want to thank everyone who helped to make it easy for me. I believe Lisa Roberts is taking over next year and I understand she's already lining up classes. The next William Holland week will be 6/2-6/8/2024. We hope everyone will



Jason Hamilton provided a lot of comic relief at the auction and in his Silver 1+ Class



---

## William Holland Workshop Registrar & SFMS Workshop Webmistress

### Cindy Reed

We had a great week at the SFMS William Holland Workshop. The demos and auction were fantastic and I think everyone enjoyed the Wednesday night ice cream social.

Even though the William Holland week is over, there's still plenty of room in the Wildacres August and September workshops. Head over to [www.sfmsworkshops.org](http://www.sfmsworkshops.org) and choose your new adventure. You can download the hard copy of the registration or fill in the online version. Deposits can be made on the site. If you have any questions, please contact me.

This is my last year as Registrar, however I will continue to update the workshop website. A big thanks to Juergen Poppelreuter for volunteering his service as registrar next year.

Cindy Reed, SFMS WH Registrar  
[wh-registrar@southeastfed.org](mailto:wh-registrar@southeastfed.org)

**Education Chair / Wildacres Director**

**Lisa Roberts**

Sign up early to get the class you want.....

Great classes at Wildacres and William Holland (on previous page). Come join In on all the fun.  
www.sfmsworkshops.org

Wildacres Week 1

August 14-20, 2023

Special Projects	Jeff Sheer
Stained Glass *	Stephanie Danz*
Scrimshaw *	Sandy Brady*
Silver 1+	Jason Hamilton
Fused Chain	Nancy Brickner*
Casting	Bill Harr
Wire I/Wire Weaving*	Vickie Hodges*
Hydraulic Press/ Rolling Mill	Cindy Moore

Wildacres Week 2

September 11-17, 2023

Enamel/Etching	Stephanie Polk-Slavic & Kris Ross
Weave - Tap—Drop *	Cindy Moore
Chain Maille	Marylou Hillenbrand
Inlay Knife *	Chuck Bruce
Wire I/Wire Weaving*	Vickie Hodges*
Polymer Clay *	Stacey Stinton
Silver Stamping w/ Leather Inlay (no sol- dering) *	Wayne Parker
Metal Clay *	Susan Brooks

\* New Class/New Instructor

Below are some QR codes generated by Lori Carter. These will give you quick access to the Workshops and finding a club



[Workshop Link](#)



[Find a Club Link](#)

The Friendly Federation



Founded to Serve



## Rock Corner by David Liles (Knoxville G&MS)

### Pyrophyllite

Hi Folks! Well, it is that time of the month for me to look at my rock and mineral collection for something to discuss. I like to use this forum to discuss rocks, minerals, and fossils I have encountered on KGMS field trips, and about which I have personal stories to relate. This month I am going to discuss the mineral Pyrophyllite.

If you like minerals with interesting crystal habits, then pyrophyllite is one you will want for your collection. It often presents as groups of spherical to fan shaped cells, with each cell consisting of needles radiating outward in 360° from a central point. It typically has a beautiful pearly luster and the color can be brownish green, brownish yellow, greenish, gray to green, or gray to white, and. The best collectable specimens present themselves as thin deposits of crystal clusters on a rock of another type.

[See: Pyrophyllite - Wikipedia](#)

Pyrophyllite is soft, with a Mohs hardness of 1.5-2, so you will want to avoid rubbing or abrading the crystal needles, as they damage easily. Chemically, Pyrophyllite is an aluminum silicate hydroxide mineral that with a chemical formula of  $(Al_2Si_4O_{10}(OH)_2)$ . The “Silicates” are a very large class of minerals, that make up some 90% of the Earth’s crust. They are further divided into 7 Groups with Pyrophyllite classified as a member of phyllosilicate group and as a hydroxide  $(OH)_2$  mineral originating from and found with clay and mica deposits. See:

[Silicate mineral - Wikipedia](#)

Pyrophyllite is often a product of metamorphic processes where heat and pressure transform the structure of existing (in this case, usually sedimentary) rocks. It can be found associated with metamorphic rocks such as phyllite and schist, and with minerals such as kyanite, andalusite, topaz, mica, and quartz. It can also be found as a hydrothermal mineral deposit -formed when hot fluids circulating in the Earth’s crust are forced into cavities and fractures in existing rocks where they cool to form crystals.

Pyrophyllite is chemically inert (does not easily combine with other chemicals), has high dielectric strength (is a good electric insulator), and has a high

melting point. It has applications in the ceramics, electrical, and brick / tile industries See: [Talc and Pyrophyllite Statistics and Information | U.S. Geological Survey \(usgs.gov\)](#)

I have two personal experiences to relate when it comes to [pyrophyllite](#), and they both involve rock club field trips to the Graves Mountain site in Lincolnton, GA. Take my word for it – this is one of the most interesting dig sites / field trips you can go on in this area (within a 6-hour drive of Knoxville). It is an annual pilgrimage for many! I visited in 2018 and did most of my bulk rock collecting then. When I visited in 2022 there were more than 100 cars waiting for the gate to open! This trip was for collecting superior specimens and for photography of the rocks. As an Artist, I seek colors and patterns as abstract Art.

To visit the site, I drive down on a Friday, get a motel for the night, and then spend all the next day on site from gate open to gate closed. Field trips are generally scheduled in the spring and fall, but the site can be opened by owners to groups at other times.

See: [GRAVES MOUNTAIN INFO PAGE \(wncrocks.com\)](#) and [\(6\) Graves Mountain | Facebook](#) and [GMS - Graves Mountain \(gamineral.org\)](#)

The geology of the Graves Mountain site is very complex, with many mostly metamorphic rocks and minerals, dating from the Permian Period (290-250 million years ago) - a period of geologic folding, faulting, and heating as the supercontinent called Pangea was formed. This event metamorphosed existing sedimentary rocks to produce rock consisting of pyrite, sericite, kyanite and quartz – and many other minerals. In the 1920’s the site was mined for rutile, a titanium mineral. Kyanite “ore” was mined commercially, beginning in 1963. Minerals at the Graves site include: Pyrophyllite, barite, jarosite, phosphosiderite, variscite, quartz, rutile, ilmenite, kyanite, pyrite, lazulite, hematite, goethite, limonite, sulfur, iridescent hematite, and smaller occurrences of many others. This open pit mine was shut down in 1986 and has since been treated as hazardous waste site because of acid runoff but is well known as a rock and mineral specimen collecting site.

Cont. on Page 11



## Rock Corner by David Liles (Cont.)




To find [pyrophyllite](#), visit the main pit, and enter from the back non-wall entrance. Move forward and examine the left and back walls. You will find lots of pyrophyllite in the broken rocks at the base of the pit wall, as well as mineral veins and as massive deposits in the wall itself. Where host rocks fractured along [pyrophyllite](#) veins, one can find host rocks with a thin layer of pyrophyllite crystals on the surface. This is what you want for your collection!

As I mentioned earlier, pyrophyllite crystals are soft and easily damaged, so take care in chipping specimens out of larger rocks and transporting them to your car. You will

be the 1st specimen owner, so you want to keep your pyrophyllite looking nice and new – not beat up and used! Be a responsible custodian! I kinda laugh at the term “used rock”, as rocks have been around forever! It is an eBay marketing term, used by folks selling specimens (often in less than pristine condition).

Have fun and keep looking at the ground! That is where the rocks, minerals, (and fossils) are!

David Liles





## Youth Coordinator Chair

### Mike Harrison & Nancy Roberts

Hello all Rock Hounds! Your humble Youth Coordinator here.

Boy, did I have a fun June! I had the privileged to do my gold panning with my home club, The Huntsville Gem & Mineral Society. I did it in conjunction with our annual picnic on Monte Sano Mountain. For those who were able to attend, we all caught "Gold Rush Fever"! I had a sample of "Pay Dirt" that I "panned" and was able to show everyone what gold in the pan looked like. One of my assistants brought a big bag of "Pay Dirt" from California and we had 10 youth and a few "just past" youth age pan for gold and I believe everyone found some gold! After everyone panned, I set up the sluice and we ran some dirt from the Alabama Gold Camp that a club member gave us and it too had some gold specks in it. It is amazing how no one wants to quit when there is "gold in them there hills!"

Our club also had our monthly Future Rockhound meeting in addition to the event we had at the picnic and I took the opportunity to cover gold, it's chemical makeup, where it is found, how it is mined and refined and how it is used. And I closed the meeting by letting each youth pick a rock for their collection. All who participated checked off at least two activities towards their Gold Panning and Prospecting patch from the AFMS FRA program! I wanted to share a cool website I found on the three types of rocks; igneous, sedimentary and

metamorphic. [http://www.minsocam.org/msa/collectors\\_corner/id/rock\\_key](http://www.minsocam.org/msa/collectors_corner/id/rock_key)

This website is called "The Rock Identification Key" by Don Peck, Mineral Society Of America.

There is also another website called the "Rockhound Resource", maintained by Mike Rhea and he shares his knowledge as a professional geologist, avid rockhound and his adventures with his wife and daughter as they travel the world collecting rocks and polishing them in tumblers. His website is: <https://rockhoundresource.com/> And he has articles on the best gear, state guides, rock hounding, lapidary & tumbling and other cool info!

I also want to start sharing meeting topics for youth and activities to go with those topics. So contact me directly and stay tuned for the July newsletter. More to come!

And a special thanks to the HGMS member, Bill Friday, for the pictures taken at the picnic of the gold panning activity. Proof positive that gold panning is serious fun!

Thanks,  
Mike Harrison  
SFMS Youth Coordinator  
[youth@southeastfed.org](mailto:youth@southeastfed.org)  
256-797-2435

Or reach out to my co-chair  
Nancy Roberts  
[youth1@southeastfed.org](mailto:youth1@southeastfed.org)  
731-689-5336



The Friendly Federation



Founded to Serve

## Upcoming Shows

To add your show to the Southeast Federation Calendar go to: <https://www.southeastfed.org/show-calendar/show-submission-form> This will also update your show in the Lodestar. One Stop Scheduling.

**9/1-3/2023 —IRONDALE, AL:** Alabama Mineral & Lapidary Society; NEW VENUE! Irondale Civic Center (former Zamora Shrine Temple), 3521 Ratliff Rd., Irondale, AL 35210; Friday & Saturday, 10am-6pm, Sunday 10am-4pm. Adults: \$5; Teens: \$3; 12 & under: FREE. More info: [amlsgemshow@gmail.com](mailto:amlsgemshow@gmail.com); <https://www.facebook.com/events/1307348173327314/>

**10/13-15/2023 HUNTSVILLE, AL:** Huntsville Gem & Mineral Soc., Huntsville Jaycee Community Center, 2180 Airport Rd, Huntsville, AL 35802. October 13-15, 2023. Friday & Saturday 10AM—6PM, Sunday 10AM—5PM. Free Parking. Admission: Adults \$3 or \$5 for weekend pass, Primary & secondary students \$1, under 5 free. [www.Huntsvillegms.org](http://www.Huntsvillegms.org), or 256-534-8803

**10/20-22/2023—KNOXVILLE, TN:** The Knoxville Gem & Mineral Society; Rothchild Conference Center, 8807 Kingston Pike, Knoxville, TN 37923, Fri & Sat 10-6, Sun 11-5; The Gem Show is open to the public and has an admission fee of \$8 a day for adults or \$15 for the whole show; children under 12 are admitted free. Website <http://www.knoxrocks.org/gem-show/>

**10/21-22/2023 SAINT LUCIE, FL:** St Lucie Rock & Gem Club 46<sup>th</sup> Annual Club Show, MidFlorida Event Center, 9221 SE Event Center Pl, St. Lucie, FL 34952: Sat. 9-5, Sun. 10-4. Admission \$5. **We will be hosting the SFMS Annual Meeting.** [www.slrockandgem.org](http://www.slrockandgem.org)

**10/21-22/2023 CHALRESTON, WV:** Kanawha Rock & Gem Club, South Charleston Community Center 601 Jefferson Road South Charleston WV 25309. October 21 & 22, 2023 Saturday 10AM—6PM, Sunday 10AM—4PM. Admission \$2, Military & Children under 12 are FREE. <https://facebook.com/Kanawha-Rock-and-Gem-Club-222696581100304/>

**11/18-19/2023 WEST PALM BEACH, FL:** Gem & Mineral Society of the Palm Beaches, Expo Center East, South Florida Fairgrounds, 9067 Southern Blvd. West Palm Beach, FL 33411. The 56th Annual Gem, Mineral Bead, Jewelry & Fossil Show. November 18-19, 2023 Saturday 9AM—6PM, Sunday 10AM—5PM. Adults/Seniors 1 day . \$10.00 or 2 day pass \$15.00 Children under 12 are FREE. Visit our website for a \$1.00 off coupon. <https://www.gmspb.org>

**3/1-3/2024—LIVE OAK, FL:** Annual Federation Rockhound Roundup; Southeast Federation of Mineralogical Societies ; Suwannee River Music Park, 3076 95th Drive; Fri. 10-5, Sat. 9-4, Sun. 9-4; Free; SFMS Member vendors from seven states: FL, GA, TN, MS, NC, SC, AL. Rough rock, slabs, jewelry, cabs, minerals, fossils and more; contact Jerri Heer, 9016 122nd Ave, Tampa, FL 33637, (419) 344-9999; Email: [jheerx6@aol.com](mailto:jheerx6@aol.com); Website: Southeastfed.org



## 2023 SFMS Officers

<b>President</b> Dennis Buchanan (770)402-9669 President@southeastfed.org	<b>First Vice President</b> Danny Griffin (865)406-8802 vp1@southeastfed.org	<b>Second Vice President</b> Vonda Echols (601)259-8801 vp2@southeastfed.org	<b>Secretary</b> Jerri Heer (419)344-9999 secretary@southeastfed.org
<b>Membership</b> Rick Marshall (407)949-1416 Membership@southeastfed.org	<b>Treasurer</b> Barbi Beatty (228)238-9900 treasurer@southeastfed.org	<b>Assistant Treasurer</b> David Liles (865)274-8271 Treasurer2@southeastfed.org	<b>Immediate Past President</b> Melissa Hill Rader (601)383-6869 pastprez@southeastfed.org
<b>Editor</b> Cindy Reed (863)255-5256 editor@southeastfed.org	<b>AFMS Regional VP from SFMS</b> David Wayment (772)532-6432 Vp-afms@southeastfed.org	<b>Mayo Foundation President</b> William (Bill) Waggener (404)354-8752 Mayopresident@southeastfed.org	

## 2023 SFMS State Directors

<b>Alabama</b> Chris Rutherford (334) 372-2507 AL@southeastfed.org	<b>Florida</b> Meri Jo Theobald (772) 708-5229 FL@southeastfed.org	<b>Florida Asst. State Director</b> Janice Wojcik (813) 677-6263 FL3@southeastfed.org	<b>Georgia</b> Diana Poppelreuter (770)466-3424 GA@southeastfed.org
<b>Mississippi</b> Leslie Lane (601) 344-8171 MS@southeastfed.org	<b>North Carolina</b> Cyndy Hummel (919)77906220 NC@southeastfed.org	<b>North Carolina (Asst-Western)</b> Kathryn Hackett Fields (828) 231-3555 NC2@southeastfed.org	<b>South Carolina</b> John Narang (803)727-7070 SC@southeastfed.org
<b>Tennessee</b> Teresa Polly (865)258-0795 TN@southeastfed.org	<b>Kentucky</b>  Open	<b>Virginia</b>  Open	



# 2023 SFMS Committee Chairs

**ANNUAL MEETING:** St. Lucie County Rock & Gem Club Inc, annual-meeting@southeastfed.org.  
**BULLETIN EDITOR CONTEST:** Mark Easterbrook, (843) 276-4016, bulletincontest@southeastfed.org  
**BOUNDARIES:** Buddy Shotts, (601) 466-0690, buddynrebashotts@bellsouth.net  
**COMMUNICATTIONS:** Vonda Echols Chair, (601)259-8801 comm1@southeastfed.org;  
Rick Marshall (407)949-1416, comm2@southeastfed.org  
Lori Carter, (770)405-9903, comm3@southeastfed.org  
**CONSTITUTION/BY-LAWS:** Danny Griffin, (865) 406-8802, bylaws@southeastfed.org  
**EDUCATION:** Lisa Roberts, (423) 494-7096, education@southeastfed.org  
**WILLIAM HOLLAND DIRECTOR:** Jim Reed, (863) 255-0651 jim.rocks57@gmail.com  
**WILLIAM HOLLAND REGISTRAR:** Cindy Reed, (863)255-5256 wh-registar@southeastfed.org  
**WILDACRES DIRECTOR:** Lisa Roberts, (423) 494-7096 antleycreations@yahoo.com  
**WILDACRES CO-DIRECTOR:** Danny Griffin, (865) 406-8802 gcjinc@comcast.net  
**WILDACRES REGISTRAR:** Marty Sharpe (757) 724-8043, registrarwildacres@gmail.com  
**FIELD TRIPS:** Charles Carter, (404) 438-1776 fieldtrips@southeastfed.org  
**DMC FIELD TRIP SHARING PROGRAM:** Lori Carter 'DMC Coordinator' (770) 405-9903 dmc@southeastfed.org  
**HISTORIAN:** Vicki Hodges; (336) 207-0343 historian@southeastfed.org  
**INSURANCE LIAISON:** David Liles, (865) 274-8271 insurance@southeastfed.org  
**INVENTORY:** Danny Griffin, (865)406-8802 inventory@southeastfed.org  
**LONG RANGE PLANNING:** Reggie Bolton, (205) 410-9455 planning-chair@southeastfed.org  
Jessie Griffin, (865) 963-7982 planning@southeastfed.org  
Melissa Hill Radar, (601)383-6869 pastprez@southeastfed.org  
**NOMINATIONS:** Melissa Hill Rader, (601) 383-6869 pastprez@southeastfed.org  
Teresa Polly, TN State Director (865) 258-0795 tn@southeastfed.org  
Jim Patterson, (251)510-8527 nom1@southeastfed.org  
3 Positions Open  
**PUBLICATIONS:** Dave Wayment,-Chair, (772)532-6432 publications@southeastfed.org  
Cindy Reed, (863)255-5256 editor@southeastfed.org  
Vonda Echols, (601)259-8801 comm1@southeastfed.org  
**SAFETY:** Bob Green, (864) 915-3479 safety@southeastfed.org  
**Sexual Harassment:** Jerri Heer, Chairperson, (419) 344-9999 secretary@southeastfed.org  
Vonda Echols, (601)259-8801 vp2@southeastfed.org  
Teresa Polly, (865) 258-0795 tn@southeastfed.org  
Bill Waggener, (404)354-8752 mayopresident@southeastfed.org  
James Gazaway  
**SOCIAL CONCERNS:** Mary Ingram, (404)915-3588 social@southeastfed.org  
**SUPPLIES:** David Wayment, (772)532-6432 suppliesl@southeastfed.org  
**UNIFORM RULES:** David Wayment, (772)532-6432 uniformrules@southeastfed.org  
**VIDEO LIBRARY PROGRAMS:** Jason Hamilton, (904)294-4744 programs@southeastfed.org  
**WAYS & MEANS:** Danny Griffin, (865)406-8802 waysandmeans@southeastfed.org  
Barbi Beatty, Treasurer (228) 238-9900 treasurer@southeastfed.org  
David Liles, Asst. Treasurer (865) 274-8271 treasurer2@southeastfed.org  
**WEBMASTER:** Lori Carter, (770)405-9903 webmaster@southeastfed.org  
**WORKSHOP SCHOLARSHIP FUND:** David Wayment, (772)532-6432 ws-scholarships@southeastfed.org  
**ROCKHOUND OF THE YEAR:** Marty Hart, (615) 331-2690 acroy@gemizo.com  
**YOUTH RESOURCES:** Mike Harrison, (256) 797-2435 youth@southeastfed.org  
Nancy Roberts, (731) 689-5336 youth1@southeastfed.org  
2 Positions Open





## 2022 Mayo Educational Foundation, Inc. Officers

<b>Mayo Foundation President</b> William (Bill) Waggener (404)354-8752 Mayopresi- dent@southeastfed.org	<b>Vice President</b> Dennis Buchanan (770)402-9669 President@southeastfed.org	<b>Treasurer</b> Wayne M. Dodd (770) 689-7777 wmdodd1@comcast.net	<b>SFMS Education Chair</b> Lisa Roberts (423)494-7096 antleycreations@yahoo.com
	<b>Director</b> Janet P. Steeper (662)915-2154 janetsteeper@hotmail.com	<b>Secretary</b> Jerri Heer (419)344-9999 secretary@southeastfed.org	

## 2023 SFMS Representatives to AFMS Committees

**AFMS Club Rockhound of the Year:** Marty Hart, (615) 331-2690 ACROY@gemizo.com

**Boundaries:** Buddy Shotts, (601) 466-0690 boundaries@southeastfed.org

**Bulletin Editors:** Mark Easterbrook, (843) 276-4016 bulletincontest@southeastfed.org

**Education:** Lisa Roberts, (423) 494-7096 education@southeastfed.org

**Endowment Fund:** David Wayment, (772)532-6432 supplies@southeastfed.org

**Regional VP, AFMS:** David Wayment, (772)532-6432 vp-afms@southeastfed.org

**Safety:** Bob Green, (864) 836-5896 safety@southeastfed.org

**Supplies & Publications:** David Wayment,(772)532-6432 supplies@southeastfed.org

**Uniform Rules:** David Wayment,(772)532-6432 uniformrules@southeastfed.org

**Ways & Means:** Dennis Buchanan, (770) 402-9669 waysandmeans@southeastfed.org

**Website Contest:** Lori Carter, (770) 405-9903 webmaster@southeastfed.org

The policy of the Southeast Federation of Mineralogical Societies, Inc. is that neither the name nor the logo of the Federation may be used for commercial purposes. If any commercial ventures using the name or the logo of the Federation are found, Member Societies and their members are requested to advise Federation Officers.



# AFMS Code of Ethics

(<http://www.amfed.org/ethics.htm>)

I will respect both private and public property and will do no collecting on privately owned land without the owner's permission.

I will keep informed on all laws, regulations of rules governing collecting on public lands and will observe them.

I will to the best of my ability, ascertain the boundary lines of property on which I plan to collect.

I will use no firearms or blasting material in collecting areas.

I will cause no willful damage to property of any kind - fences, signs, buildings.

I will leave all gates as found.

I will build fires in designated or safe places only and will be certain they are completely extinguished before leaving the area.

I will discard no burning material - matches, cigarettes, etc.

I will fill all excavation holes which may be dangerous to livestock.

I will not contaminate wells, creeks or other water supply.

I will cause no willful damage to collecting material and will take home only what I can reasonably use.

I will practice conservation and undertake to utilize fully and well the materials I have collected and will recycle my surplus for the pleasure and benefit of others.

I will support the rockhound project H.E.L.P. (Help Eliminate Litter Please) and will leave all collecting areas devoid of litter, regardless of how found.

I will cooperate with field trip leaders and those in designated authority in all collecting areas.

I will report to my club or Federation officers, Bureau of Land management or other authorities, any deposit of petrified wood or other materials on public lands which should be protected for the enjoyment of future generations for public educational and scientific purposes.

I will appreciate and protect our heritage of natural resources.

I will observe the "Golden Rule", will use "Good Outdoor Manners" and will at all times conduct myself in a manner which will add to the stature and Public "Image" of Rockhounds everywhere











# SFMS Federation Week

## Wildacres – Week 1

August 14<sup>th</sup>, 2023 – August 20<sup>th</sup>, 2023





Class/Instructor	Brief Description (Website contains full description and instructor bios)				
<p>Stained Glass - with Stephanie Danz</p> 	<p>In this class we'll explore the art of stained glass using the Tiffany method, also known as the copper foil method, that allows more creative freedom. We'll be incorporating agate slices and other gems into the final pieces. During the course of the week, you will have the opportunity to create two projects – a hanging panel and a freestanding tabletop piece. This is a fun and focused class for the beginner as well as the more experienced craftsperson.</p> <p>Prerequisites: none</p> <table border="0" data-bbox="695 768 1390 827"> <tr> <td>Lab Fees:</td> <td>\$275</td> <td>Material Fees:</td> <td>est. \$25+</td> </tr> </table>	Lab Fees:	\$275	Material Fees:	est. \$25+
Lab Fees:	\$275	Material Fees:	est. \$25+		
<p>Scrimshaw - with Sandy Brady</p> 	<p>Scrimshaw, a folk-art dating back centuries, is a special form of engraving applied to whales' teeth and bone by the ancient sailors. This course offers an excellent way to begin traditional scrimshaw. Working with a hand scribe, you will learn attractive shading techniques and how to work on both natural and man-made materials. Also, basic composition and tool sharpening, as well as transfer methods for those who are "drawing challenged". This hands-on course is specifically designed so no previous art or drawing experience is necessary. Please note this class is not "machine assist".</p> <p>Prerequisites: None</p> <table border="0" data-bbox="695 1203 1390 1270"> <tr> <td>Lab Fees:</td> <td>\$100</td> <td>Material Fees:</td> <td>est. \$0+</td> </tr> </table>	Lab Fees:	\$100	Material Fees:	est. \$0+
Lab Fees:	\$100	Material Fees:	est. \$0+		
<p>Casting with Bil Harr</p> 	<p>This class will teach silver casting for beginner and intermediate silversmithing. The emphasis will be on production centrifugal casting, meaning techniques for high reliability. The class will teach centrifugal and vacuum casting, wax modeling, sprueing, investing, burnout, casting, finishing and polishing, rubber mold making and wax injection. Steam casting will be covered if there is interest. Waxes will be available, and students will learn to inject their own. We will not spend much time on wax model making, but students will have that opportunity. Students will learn to make cast silver embellishments for their silversmith pieces. Students may bring items they wish to make molds of.</p> <p>Prerequisites: None</p> <table border="0" data-bbox="695 1703 1403 1766"> <tr> <td>Lab Fees:</td> <td>\$100</td> <td>Material Fees:</td> <td>\$100-WOW</td> </tr> </table>	Lab Fees:	\$100	Material Fees:	\$100-WOW
Lab Fees:	\$100	Material Fees:	\$100-WOW		

<p>Moovin Metals (Hydraulic Press/Rolling Mill) with Cindy Moore</p> 	<p>Come and explore some of the many techniques using a hydraulic press and rolling mill. You will be working with different types of metal, combining metals, cold connections, forging, fold forming and more to create bracelets, rings, earrings, etc..Get ready to MOVE some metal!.</p> <p>Prerequisites: none</p> <table border="1" data-bbox="633 394 1485 457"> <tr> <td>Lab Fees:</td> <td>\$ 110</td> <td>Material Fees:</td> <td>\$25-\$90</td> </tr> </table>	Lab Fees:	\$ 110	Material Fees:	\$25-\$90
Lab Fees:	\$ 110	Material Fees:	\$25-\$90		
<p>Special Projects with Jeff Sheer</p> <p><b>(Wait List Only)</b></p>	<p>My class has been called by many names throughout the years but has always had the same intent: To make something you are proud of and have fun doing it. This class is “Advanced” in that I would prefer that students have a basic understanding of the craft. After taking one of the excellent beginning classes the Federation offers most people want to learn more but might not be sure what direction to go in. Most have a few unfinished projects in their toolbox that need a technique or two in order to finish them. Finishing these pieces or starting something from scratch is where this class comes in.</p> <p>Prerequisites: Previous Class in Metals</p> <table border="1" data-bbox="633 846 1485 909"> <tr> <td>Lab Fees:</td> <td>\$65</td> <td>Material Fees:</td> <td>est. \$300-\$400</td> </tr> </table>	Lab Fees:	\$65	Material Fees:	est. \$300-\$400
Lab Fees:	\$65	Material Fees:	est. \$300-\$400		
<p>Fused Chain- Loop N’ Loop with Nancy Brickner</p> <p><b>(Wait List Only)</b></p> 	<p>In this class we will work with Fine, Argentium and Sterling Silver to make the links. You will learn to coil, cut, and fuse. You will then stretch, forge and weave into patterns. We will work on the first 2 chains together. I have several patterns to choose from for the other chains.</p> <p>I will supply butane and propane torches as well as fuel. I will also have a toolbox with all the hand tools you will need. If you want to bring your own tools, feel free. Make sure they are clearly marked.</p> <p>Prerequisites: None</p> <table border="1" data-bbox="633 1329 1485 1392"> <tr> <td>Lab Fees:</td> <td>\$50</td> <td>Material Fees:</td> <td>\$100+</td> </tr> </table>	Lab Fees:	\$50	Material Fees:	\$100+
Lab Fees:	\$50	Material Fees:	\$100+		
<p>Silver 1+ with Jason Hamilton</p> 	<p>Silversmithing (Plus) for beginners and intermediate skill levels with an emphasis on using fabricated stock silver material to make settings for Cabochons and Faceted Stones to create Rings, Pendants, Bracelets, Earrings and more. You will learn techniques in: Cutting, Shaping, Filing, Sanding, Soldering, Polishing, torch and flame control, cabochon and simple faceted stone setting. You will learn about the tools of the trade and how to effectively use them. As the level of education rises, the Kit projects will progressively challenge you. My classes are super fun and inviting and intended to teach you the basics +. For those that know a thing or two, prepare to be challenged! I am comfortable teaching mixed level students and maintaining a balance of learning and fun, all while relieving stress and tension</p> <p>Prerequisites: Intermediate Solder Level</p> <table border="1" data-bbox="633 1881 1485 1923"> <tr> <td>Lab Fees:</td> <td>\$150</td> <td>Material Fees:</td> <td>est. \$150-\$500</td> </tr> </table>	Lab Fees:	\$150	Material Fees:	est. \$150-\$500
Lab Fees:	\$150	Material Fees:	est. \$150-\$500		





# SFMS Federation Week

## Wildacres – Week 2

September 11<sup>th</sup>, 2023 – September 17<sup>th</sup>, 2023

<p>Chain Malle-Beginner &amp; Intermediate with Marilou Hillenbrand</p> 	<p>Chain Maille is a two-thousand-year-old art form originally used to create garments worn for protection by warriors from Europe, the Middle East and the Orient. Modern approaches use these classical patterns of cold-connected jump rings for sculpture and jewelry.</p> <p>In this class you will learn the basics of how jump rings are made and how to open and close jump rings properly. Jump rings and tools are supplied as part of the cost of the class. The cost will depend on the number of completed projects and what tools are purchased. You are welcome to bring your own.</p>
<p>Prerequisites: None for Beginners</p>	
<p>Lab Fees: \$25                      Material Fees: \$200-\$300</p>	
<p>Acid Etching &amp; Enameling With Kristi Ross &amp; Stephanie Savic Polk</p> 	<p>Welcome to Acid Etching and Enameling 101 where you will learn to apply images and color to copper! The class will begin with the basics of acid etching on copper. Students will learn how to apply a resist to copper and then utilize ferric chloride to etch the copper. From there we will explore adding enamel to your etching, a technique known as Champleve'</p>
<p>Prerequisites: none</p>	
<p>Lab Fees: \$200                      Material Fees: \$0</p>	
<p>Silver II-Inlay including Knives. with Chuck Bruce</p> 	<p>Construct an Inlay Box Pendant (project 1) and Inlay Box Ring, and student choice after, usually a full inlay cuff, top inlay cuff, money clip, cuff links, belt buckle, but most choose a full inlay cuff (which I am known for). For the students that want to work on knives, we will inlay 2 small Texas Toothpick knives (Project 1 &amp; 2) and student choice after. Most if not all tools will be provided.</p>
<p>Prerequisites: Cabochons – Calibration and Shapes</p>	
<p>Lab Fees: \$195                      Material Fees: est. \$100-\$300</p>	
<p>Weave-Tap-Drop with Cindy Moore</p> 	<p>Sounds like a dance step but it's not. We will create a number of different weaving patterns using round copper wire. From these patterns you can make bracelets, earrings, rings and more. To make this process more consistent I have designed and created a complete kit. You can use different metals with this kit such as Sterling Silver, Gold or Platinum.</p>
<p>Prerequisites: None</p>	
<p>Lab Fees: \$125                      Lab Fees: \$0</p>	



<p>Metal Clay with Susan Brooks</p> 	<p>In this weeklong class, students will be introduced to the amazing world of Fine Silver (.999FS) metal clay and its multitude of uses in the jewelry world. If you can use a roller, a mold, or a cookie cutter, you can create beautiful pieces of heirloom quality jewelry that you can wear with pride and pass on to the next generation. This is a fun class where you will have lots of inspirational materials to choose from and lots of one-on-one coaching to guarantee success. Class size is limited to allow the instructor to give lots of individual attention. No previous experience is required, but if you have done some metal clay in the past and want to resume or improve your skills, this class is for you!</p> <p>Prerequisites: None</p> <p>Lab Fees: \$50                      Material Fees: est. \$275-\$300</p>
<p>Polymer Clay with Stacy Stinton <b>(Wait List Only)</b></p> 	<p>Learn the basics of working with polymer clay beginning with conditioning clay, then moving through the steps of color blending, slicing, curing, sanding and buffing. You will progress to leaf canes, flower canes and simple kaleidoscope canes. The canes will be incorporated into earrings, beads and your own design ideas. Lab fee includes enough Premo Clay to make several canes, a new clay blade and a pro tool. Necessary tools are provided, but if you have a pasta machine, polymer clay tools, jewelry tools or findings, feel free to bring them.</p> <p>Prerequisites: None</p> <p>Lab Fees: \$100                      Material Fees: est. \$100-\$300</p>
<p>Wire Wrap &amp; Weave with Vickie Hodges</p> 	<p>Learn the basics of wire wrapping and weaving to prepare you to launch into a new and exciting art. Learn the most popular different weaves starting out with basic weaving and working up to more complex weaves and styles. With the weaves and wrap styles we learn, we will make earrings, pendants, rings, bracelets and more using mainly copper wire and some sterling silver wire as well.</p> <p>Prerequisites: None</p> <p>Lab Fees: \$95                      Material Fees: est. \$0 +</p>
<p>Leather &amp; Bi-Metal Bracelet (Cold Connections) with Wayne Parker</p> 	<p>In this course, we will use multiple disciplines &amp; skills – i.e., Riveting, Hand Stamping, Annealing, Fold Forming – plus a large serving of imagination to create a new concept cuff bracelet. We will marry lizard, frog &amp; fish leathers with copper &amp; silver, adorn it with old silver coins that have been though a rolling mill and create patterns in the metals with handmade Navajo stamps. Prepare to be wowed! A torch will be used for annealing, but we will not be soldering nor setting stones this time. This is a cold connection process so, as you would imagine, it involves a lot of hammer strokes.</p> <p>Prerequisites: If you've every bent a piece of metal or hit anything with a hammer, then you're qualified</p> <p>Lab Fees: \$125                      Material Fees: est. \$0 -\$200</p>



## 2023 SFMS WORKSHOP REGISTRATION FORM

William Holland: <input type="checkbox"/> June 04 – 10	Wildacres: <input type="checkbox"/> August 14-20	Wildacres <input type="checkbox"/> September 11-17
--	--	--

PLEASE PRINT LEGIBLY. DO NOT USE ABBREVIATIONS.

**STUDENT #1**

Name: \_\_\_\_\_  M  F

Club: \_\_\_\_\_

Address: \_\_\_\_\_

City: \_\_\_\_\_ State: \_\_\_\_\_ ZIP: \_\_\_\_\_

E-Mail: \_\_\_\_\_

Phone (Primary): \_\_\_\_\_ Alternate: \_\_\_\_\_

**PLEASE ANSWER ALL QUESTIONS LISTED BELOW.** It is necessary for selecting a room location that meets your physical needs. Please be aware there are a limited number of handicap/easy access rooms available for assignment.

Walk up a flight of stairs?  - Y  - N    Use a walker/cane?  - Y  - N    Wheelchair/Scooter  - Y  - N

Need handicap room?  - Y  - N    Age:  ≤70  >70    Smoke?  - Y  - N

Early riser?  - Y  - N    Night Owl?  - Y  - N

Dietary considerations or allergies: \_\_\_\_\_

Emergency Contact: \_\_\_\_\_

Phone (Primary): \_\_\_\_\_ Alternate: \_\_\_\_\_

PLEASE PRINT LEGIBLY. DO NOT USE ABBREVIATIONS.

**STUDENT #2**

Name: \_\_\_\_\_  M  F

Club: \_\_\_\_\_

Address: \_\_\_\_\_

City: \_\_\_\_\_ State: \_\_\_\_\_ ZIP: \_\_\_\_\_

E-Mail: \_\_\_\_\_

Phone (Primary): \_\_\_\_\_ Alternate: \_\_\_\_\_

**PLEASE ANSWER ALL QUESTIONS LISTED BELOW.** It is necessary for selecting a room location that meets your physical needs. Please be aware there are a limited number of handicap/easy access rooms available for assignment.

Walk up a flight of stairs?  - Y  - N    Use a walker/cane?  - Y  - N    Wheelchair/Scooter  - Y  - N

Need handicap room?  - Y  - N    Age:  ≤70  >70    Smoke?  - Y  - N

Early riser?  - Y  - N    Night Owl?  - Y  - N

Dietary considerations or allergies: \_\_\_\_\_

Emergency Contact: \_\_\_\_\_

Phone (Primary): \_\_\_\_\_ Alternate: \_\_\_\_\_

	1 <sup>st</sup> Class Choice	Taken Before	2 <sup>nd</sup> Class Choice	Taken Before
Student #1		<input type="checkbox"/> Y <input type="checkbox"/> N		<input type="checkbox"/> Y <input type="checkbox"/> N
Student #2		<input type="checkbox"/> Y <input type="checkbox"/> N		<input type="checkbox"/> Y <input type="checkbox"/> N

Double (requested roommate): \_\_\_\_\_

Private (will accommodate if possible)  Day student  Campground (William Holland only)

Early Arrival add \$20 per person (William Holland only)

William Holland Tuition: \$575 – Double Occupancy | \$735 – Private Room | \$275 – Day Student  
 Campground\*: \$350 (1 student, 1 guest), \$700 (2 students) \*Contact William Holland Registrar for details

Wildacres Tuition: \$575 – Double Occupancy | \$735 – Private Room | \$275 – Day Student

Mail separate application(s) and tuition fee(s) or \$50 deposit(s) for each location to the applicable Registrar listed below. All class fees include a \$50 **non-refundable** deposit.

<b>William Holland Registrar</b> Cindy Reed 5740 Hebron Lane, Lakeland, FL 33812-3207 (863) 255-5256   wh-registrar@sfmsworkshops.org	<b>Wildacres Registrar</b> Marty Sharpe 3109 Verne Avenue, Portsmouth, VA 23703-4733 (757) 724-8043 registrarwildacres@gmail.com
--	---