

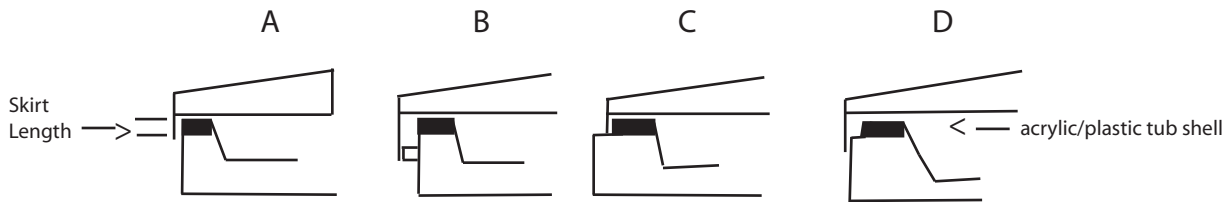
# Spa Cover Measuring Tips

**\*\* To print, use highest quality printer setting**

- Provide all dimensions in “Inches” using 1/2” increments. Measure w/steel tape
- Customer is responsible for all measurements, special fitting situations, given or omitted. No cover returns

## Overall Size: Take measurements off old covers or review other methods below

A) Be sure to consider an adequate length and width to cover the acrylic part of the tub, railings, etc.. **Suggestion:** It’s generally best to be slightly larger than the acrylic, than to have a perfect fit.

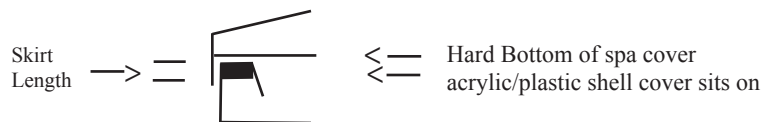


**Check one:** \_\_\_ My Cover Measurements Fit Acrylic Plastic \_\_\_ My Cover Measurements Fit Spa Cabinet

**B)** If the current cover fits Ok, measure and transfer figures to Order form.

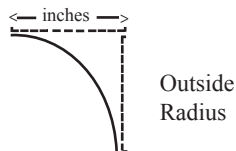
**How the Cover Folds:** Indicate which dimension is the length of the fold/hinge. This can be important in relation to control panels.

**Skirt Length:** - Measure from the bottom of the cover to the bottom of the flap/skirt. Adjust accordingly, if it must cover a wood edge or cover the shell. It’s preferable to have the skirt hanging straight down.

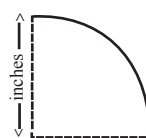


## Rounded/Radius (r) Corners

Measure from the beginning of the curve to the intersection of the other side. TIP: A carpenter's square works well, or place a piece of cardboard over corner, line up both edges, measure from corner of cardboard back to where curve begins. That's it!!



Measure the outside OR inside radius in inches



**Do Not Add Measurements Together**

**Fastener Length** - The standard is about 7 in. long, measured from the bottom of the cover to the top of the plastic fastener. They may need to be longer if the strap must go over an edging, wood rail or other protrusion.

**Number of Fasteners** - Standard is 4 fasteners per spa cover. Note if more are required (extra charge).

**Fastener Positioning** - Generally, they are placed 3 inches from square corners, cut corners or from the beginning of the rounded corner, or 3” away from the front edge of an octagon. Round covers get balanced placement. If specific fastener placement is needed, provide measurements from a specific point. Normally, it’s from the extreme right/left edge of the cover.

## Other:

**Narrow Plastic Lip:** If the flat surface the cover sits on is less than 3 in.. Note, and ask for assistance.

**Control Panels Protruding Above Flat, Plastic Surface / Control Panels Requiring Covers.** Note, and call for assistance.

**CoverLifts/Removers** with lift bars over 1 in. may not fit our fold/hinge. Request wider fold.

**Note:** Customer is responsible for all measurements, special fitting situations, given or omitted. Only written documents are valid.

**Spa covers are custom made. No cover returns allowed.**