


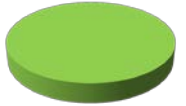




Green Pastures ALL WEATHER MODELS

Hypothetical Backtest Performance (Jan-2000 to Dec-2012)* Model Performance (Jan-2013 to Nov-2018)*

MODEL ALLOCATIONS	INCOME & GROWTH MODEL	BALANCED MODEL	GROWTH & INCOME MODEL	S&P 500 PRICE INDEX
All Weather strategic asset allocation models, with a focus on risk management to mitigate downside risk, via strategically managed portfolios of Index, Sector/Specialty and Fixed Income no-load mutual funds.	Moderate Conservative	Moderate Balanced	Moderate	Aggressive
				
	Equity / 40%	Equity / 50%	Equity / 60%	Equity / 100%
	Fixed Inc / 60%	Fixed Inc / 50%	Fixed Inc / 40%	Fixed Inc / 0%
CUMULATIVE RETURNS*				
Growth of \$100,000	\$288,495	\$304,768	\$331,953	\$187,863
LATEST RETURNS ANALYSIS (Compound Annual Growth Rate)*				
Year-To-Date	-1.49%	-1.27%	-0.07%	3.24%
3 Years	4.03%	4.83%	6.43%	9.88%
5 Years	3.81%	4.48%	5.89%	8.85%
10 Years	7.15%	8.13%	9.50%	11.90%
Since Jan 1, 2000	5.76%	6.07%	6.55%	3.39%
RISK / RETURN STATISTICS*				
% Profitable Months	69.16%	67.40%	67.84%	61.23%
Best Month	5.36%	7.02%	8.75%	10.77%
Worst Month	-11.22%	-12.90%	-14.63%	-16.94%
Avg Monthly Gain (Up Months)	1.42%	1.69%	1.96%	2.88%
Avg Monthly Loss (Down Months)	-1.61%	-1.91%	-2.37%	-3.61%
Avg Monthly Return (All Months)	0.49%	0.52%	0.57%	0.37%
% Profitable Quarters	70.67%	70.67%	70.67%	65.33%
Best Quarter	10.65%	12.50%	14.36%	15.22%
Worst Quarter	-8.85%	-11.54%	-14.33%	-22.56%
% Profitable Years	88.89%	83.33%	83.33%	72.22%
Best Year	17.53%	20.68%	23.83%	29.60%
Worst Year	-14.01%	-17.90%	-21.80%	-38.49%
BEAR MARKET CALENDAR YEAR RETURNS*				
2000	7.70%	7.03%	6.37%	-10.14%
2001	3.44%	2.40%	1.37%	-13.04%
2002	0.50%	-2.09%	-4.67%	-23.37%
2008	-14.01%	-17.90%	-21.80%	-38.49%
WORST DRAWDOWNS (LOSSES)*				
Depth / Recovery Time	-23.92% / 29 mo	-29.97% / 30 mo	-35.72% / 36 mo	-52.56% / 63 mo
Depth / Recovery Time	-5.78% / 9 mo	-8.41% / 9 mo	-11.00% / 10 mo	-46.28% / 81 mo

Green Pastures Wealth Management LLC * 145 Eden Hill Road * Easton, CT 06612
 Phone 203.452.8100 * Toll Free 866.479.3258 * lee@greenpastureswm.com * www.greenpastureswm.com

See Attached Green Pastures All Weather Models Disclosure

Green Pastures All Weather Models Disclosure

*Green Pastures Wealth Management LLC ("GPWM") was not actively managing model portfolios from mid-2009 through Dec 2012. Investment returns and principal value will fluctuate, so that investors' shares, when sold, may be worth more or less than their original cost. All the above data represents model or hypothetical results, as follows:

(a) Green Pastures All Weather Income & Growth Model: Model performance results (from 01/01/2013 and thereafter) and hypothetical back-tested performance results (from 01/01/2000 to 12/31/2012) have certain inherent limitations. Model performance results do not reflect the performance of an actual client account but rather the performance of a model account.

(b) Green Pastures All Weather Balanced Model: Model performance results (from 01/01/2013 and thereafter) and hypothetical back-tested performance results (from 01/01/2000 to 12/31/2012) have certain inherent limitations. Model performance results do not reflect the performance of an actual client account but rather the performance of a model account.

(c) Green Pastures All Weather Growth & Income Model: Model performance results (from 01/01/2013 and thereafter) and hypothetical back-tested performance results (from 01/01/2000 to 12/31/2012) have certain inherent limitations. Model performance results from 01/01/2013 through 01/31/2013 do not reflect the performance of an actual client account but rather the performance of a model account. Model performance results from 02/01/2013 and thereafter reflect the performance of an actual client account.

Hypothetical back-tested performance results assume a strategically managed blend of the following funds and years utilizing GPWM's All Weather strategic asset allocation investment strategy: (1) Vanguard Inflation-Protected Secs Inv (VIPSX; 2000-2013), (2) Vanguard REIT Index Inv (VGSIX; 2000-2013), (3) Vanguard Small Cap Index Inv (NAESX; 2000-2013), (4) Vanguard Small Cap Value Index Inv (VISVX; 2001-2013), (5) Vanguard Total Bond Market Index Inv (VBMFX; 2000-2013), (6) Vanguard Total Intl Stock Index Inv (VGTSX; 2000-2013), (7) Vanguard Total Stock Mkt Idx Inv (VTSMX; 2000-2013) and (8) Vanguard Value Index Inv (VIVAX; 2000-2013). GPWM may invest in different mutual funds that have not been included in the hypothetical back-tested performance results.

Past performance results may not be indicative of future performance results and the performance of a specific individual client account may vary substantially from the model performance results presented due to differences in the timing of account start dates, investments, withdrawals, custodian fees and actual fees paid. No current or prospective client should assume that future performance results will be profitable or equal the model performance results reflected herein. Future performance results may be lower or higher than the performance data cited. Hypothetical back-tested performance results do not represent the results of actual trading but rather the results of the retroactive application of a model that was developed with the benefit of hindsight utilizing historical data. In addition, the hypothetical back-tested performance results may not reflect the impact that any material economic or market factors might have had on the adviser's decision-making if the adviser had actually been managing clients' money during that period. The performance results reflect the reinvestment of money market interest, dividends and other earnings and the deduction of the adviser's 0.50% management fee (paid quarterly in arrears) and the fees assessed directly by the underlying mutual funds but may be reduced by custodian fees and transaction fees. The market index data shown above are for purposes of indicating general stock market price movements during the periods shown and do not represent investment portfolios comparable to the Green Pastures All Weather Models. The volatility of such indices used for comparison may be materially different from the volatility of the Green Pastures All Weather Models due to differences in diversification and other factors. The performance of such indices is not an exact representation of any particular investment, as you cannot invest directly in an index. Such indices are unmanaged and do not reflect the impact of any management or performance fees. The information underlying the above data has been gathered from third party sources that we believe to be reliable; however, no guarantee can be made with respect to its accuracy. The information included herein is for general information purposes only and does not constitute an offer to sell or a solicitation of an offer to purchase any securities, nor a solicitation for the rendering of any investment advisory services. Please review the Green Pastures All Weather Models: Hypothetical Report Disclosure Statements before making an investment [Prospective investors should review, among other matters, the risks in considering an investment in the Green Pastures All Weather Models (see "Investment Risks")]. The performance results do not reflect the impact of taxes. Please carefully review the underlying mutual fund prospectuses for a complete description of fees and risks before investing, a copy of which is available from GPWM.

In the event that there has been a change in a client's financial position and the client's investment needs, goals and/or objectives, the client should promptly notify GPWM in writing if and when such information becomes incomplete or inaccurate. All performance results presented have been compiled solely by the advisor and have not been independently verified. A copy of GPWM's current disclosure statement on Part II of Form ADV and our Privacy Policy Notice are available upon request.

Important Note: Inclusive with this presentation are accompanying individual detailed performance tear sheets with additional disclosure on each Model.

Green Pastures Wealth Management LLC * 145 Eden Hill Road * Easton, CT 06612
Phone 203.452.8100 * Toll Free 866.479.3258 * lee@greenpastureswm.com * www.greenpastureswm.com

PAST PERFORMANCE IS NOT NECESSARILY INDICATIVE OF FUTURE PERFORMANCE