



















## TECH SPECS CROWNE

COLLECTION	MODEL	SIZE	TYPE	PRINT TYPE	VARIATION		 FROST		 CLASS	 PEI		
<b>CROWNE</b>	CEMENT, WHITE	29.3x29.3	RECTIFIED PORCELAIN GLAZED POLISHED	HD Inkjet		<0.5%	YES	YES	R9	4	5	 
	PACKING											
	MODEL	SIZE	 ft <sup>2</sup>	 m <sup>2</sup>	 pcs	 lbs (kgs)	 Box per	 lbs (kgs)	 Container	 Container		
CEMENT, WHITE	29.3x29.3	18.19	1.69	3	91 (41.2kgs)	30	2769 (1256kgs)	20	600			