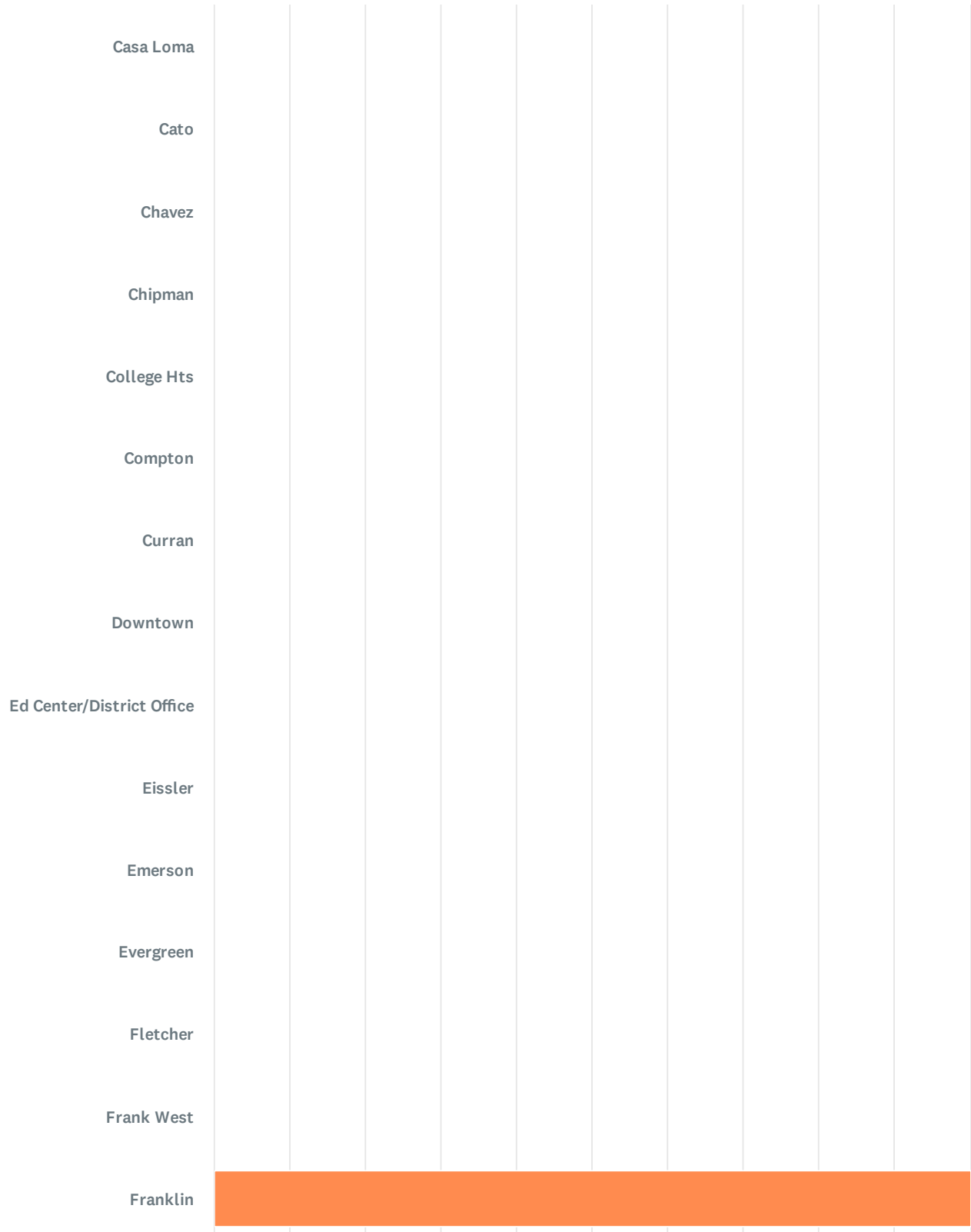
























Q1 School Site (If you work at multiple sites, choose your home site OR complete a survey for each site at which you spend significant time.)























Answered: 10 Skipped: 0



2025-2026 BETA Administration/Site Climate Survey

Answer Choices	Percentage	Responses
 Casa Loma	0%	0
 Cato	0%	0
 Chavez	0%	0
 Chipman	0%	0
 College Hts	0%	0
 Compton	0%	0
 Curran	0%	0
 Downtown	0%	0
 Ed Center/District Office	0%	0
 Eissler	0%	0
 Emerson	0%	0
 Evergreen	0%	0
 Fletcher	0%	0
 Frank West	0%	0
 Franklin	100.00%	10
 Fremont	0%	0
 Garza	0%	0
 Harding	0%	0
 Harris	0%	0
 Horace Mann	0%	0
 Hort	0%	0
 Jefferson	0%	0
Total		10

2025-2026 BETA Administration/Site Climate Survey

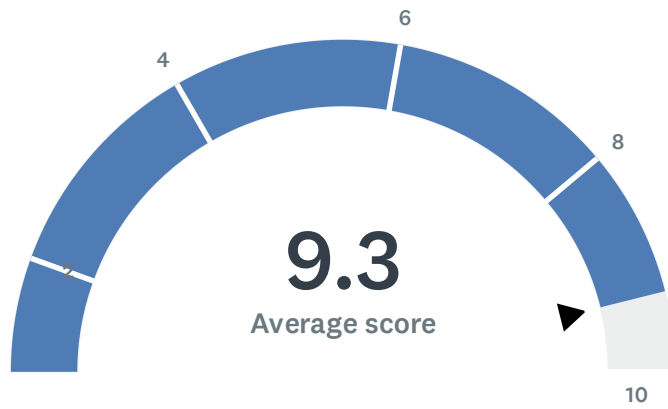
Answer Choices	Percentage	Responses
 Lincoln Jr. High	0%	0
 Longfellow	0%	0
 McKinley	0%	0
 MLK	0%	0
 Mt.Vernon	0%	0
 Munsey	0%	0
 Nichols	0%	0
 Noble	0%	0
 Owens Elementary	0%	0
 Pauly	0%	0
 Pioneer	0%	0
 Rafer Johnson	0%	0
 Roosevelt	0%	0
 School Nurse	0%	0
 Sequoia	0%	0
 Sierra	0%	0
 Stella Hills	0%	0
 Stiern	0%	0
 Thorner	0%	0
 VAPA	0%	0
 Voorhies	0%	0
 Washington	0%	0
Total		10

2025-2026 BETA Administration/Site Climate Survey

Answer Choices	Percentage	Responses
 Wayside	0%	0
 William Penn	0%	0
 Williams	0%	0
 Other (please specify) Show responses	0%	0
Total		10

Q2 Site administration is sensitive to the needs of students, staff, and the community.

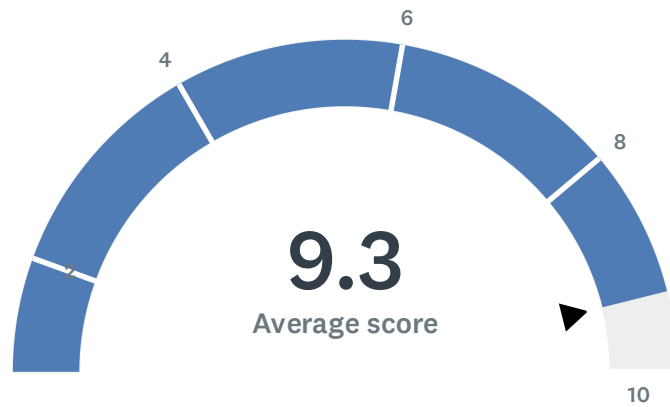
Answered: 10 Skipped: 0



Basic statistics ⓘ				
Minimum	Maximum	Median	Mean	Standard Deviation
5.00	10.00	10.00	9.30	1.49

Q3 Site administration treats staff with respect; you feel like a valued member of a team.

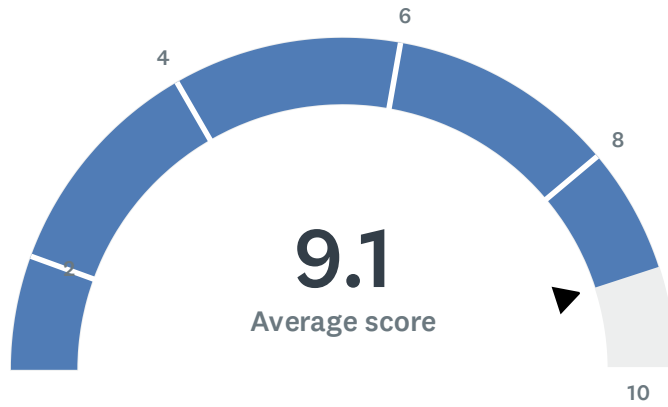
Answered: 10 Skipped: 0



Basic statistics (i)				
Minimum	Maximum	Median	Mean	Standard Deviation
3.00	10.00	10.00	9.30	2.10

Q4 Site administration conducts classroom visits in the least disruptive manner and leaves timely feedback (within 48 hours).

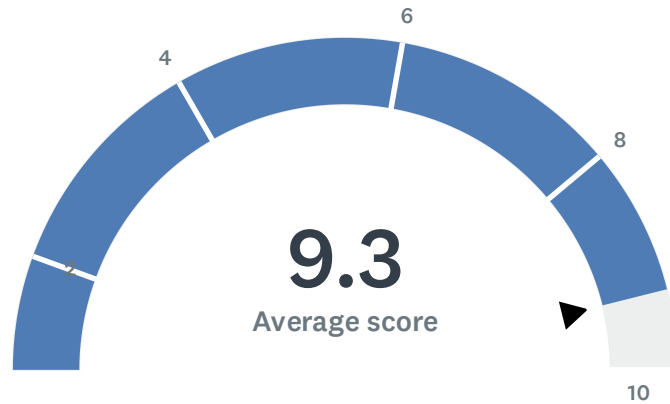
Answered: 10 Skipped: 0



Basic statistics (i)				
Minimum	Maximum	Median	Mean	Standard Deviation
5.00	10.00	10.00	9.10	1.64

Q5 Site administration follows the contract and respects personal rights.

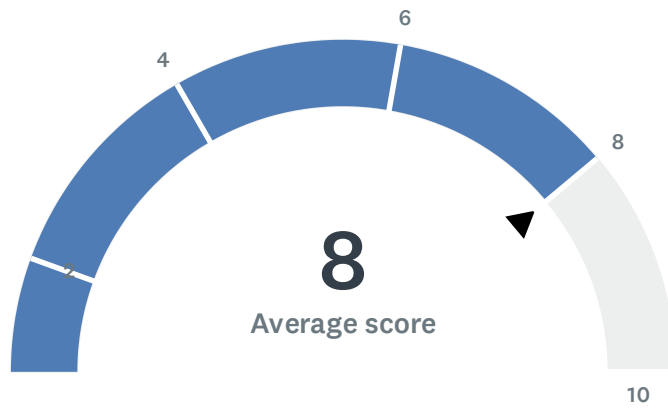
Answered: 10 Skipped: 0



Basic statistics ⓘ				
Minimum	Maximum	Median	Mean	Standard Deviation
6.00	10.00	10.00	9.30	1.19

Q6 Administration utilizes staff according to their job description (ie. Coaches, APL's, Specialists & Staff).

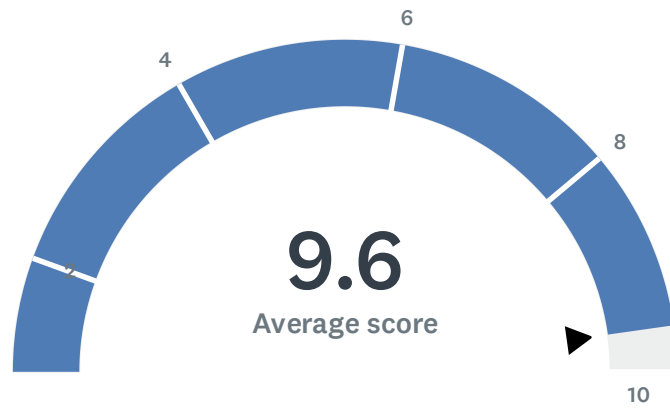
Answered: 10 Skipped: 0



Basic statistics (i)				
Minimum	Maximum	Median	Mean	Standard Deviation
2.00	10.00	9.00	8.00	2.53

Q7 Administration maintains open communication with staff, parents, and students.

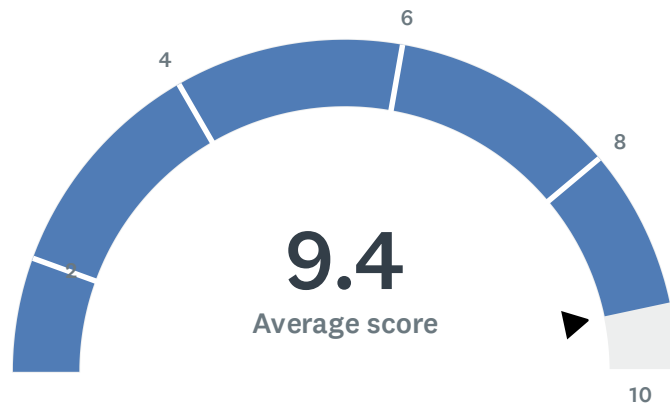
Answered: 10 Skipped: 0



Basic statistics (i)				
Minimum	Maximum	Median	Mean	Standard Deviation
6.00	10.00	10.00	9.60	1.20

Q8 Administration supports staff against attacks and criticism from parents.

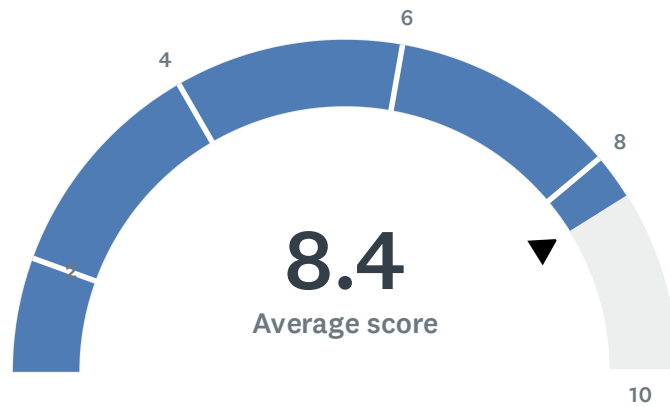
Answered: 10 Skipped: 0



Basic statistics (i)				
Minimum	Maximum	Median	Mean	Standard Deviation
8.00	10.00	10.00	9.40	0.92

Q9 Site administration treats all teachers equally; there is no preferential treatment.

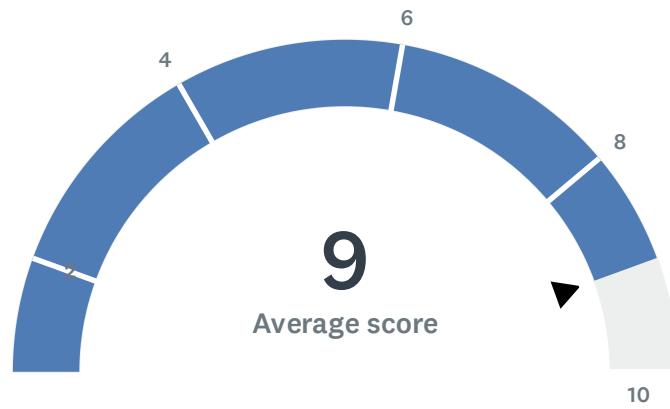
Answered: 10 Skipped: 0



Basic statistics (i)				
Minimum	Maximum	Median	Mean	Standard Deviation
1.00	10.00	9.50	8.40	2.65

Q10 Site administration has been supportive and minimizes additional stress.

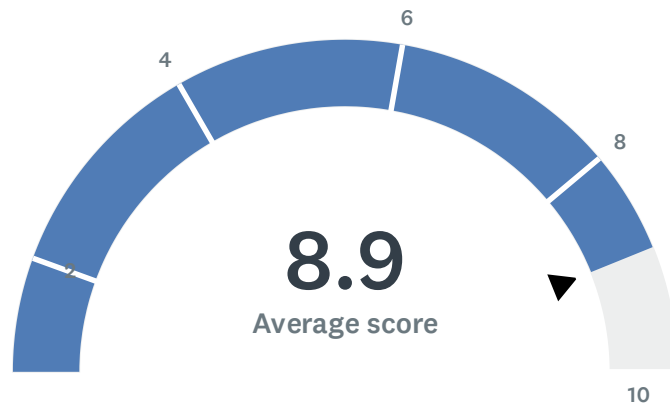
Answered: 10 Skipped: 0



Basic statistics (i)				
Minimum	Maximum	Median	Mean	Standard Deviation
7.00	10.00	9.50	9.00	1.10

Q11 Administration communicates expectations and information in an effective and timely manner.

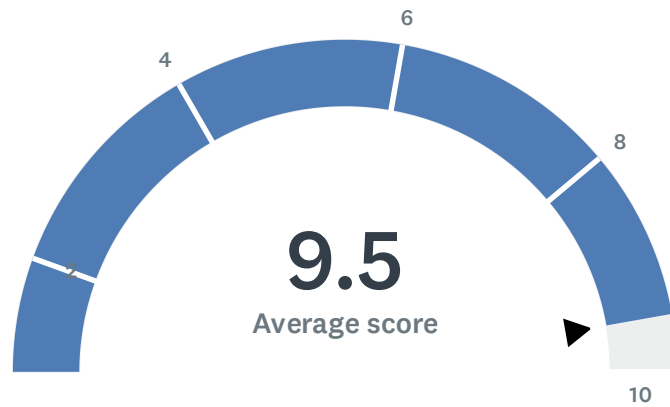
Answered: 10 Skipped: 0



Basic statistics (i)				
Minimum	Maximum	Median	Mean	Standard Deviation
4.00	10.00	10.00	8.90	1.81

Q12 Your site administration ensures positive working conditions at your worksite.

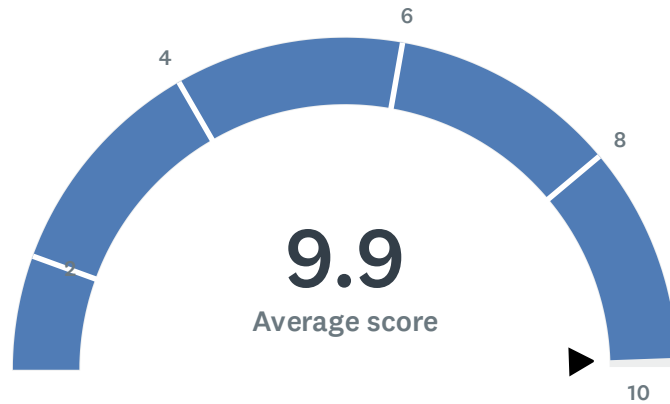
Answered: 10 Skipped: 0



Basic statistics (i)				
Minimum	Maximum	Median	Mean	Standard Deviation
7.00	10.00	10.00	9.50	0.92

Q13 Site administration is thoughtful/smart when calling "Inclement Weather" (rainy day, extreme temperatures, too windy, air quality, etc.) schedule.

Answered: 10 Skipped: 0



Basic statistics (i)				
Minimum	Maximum	Median	Mean	Standard Deviation
9.00	10.00	10.00	9.90	0.30

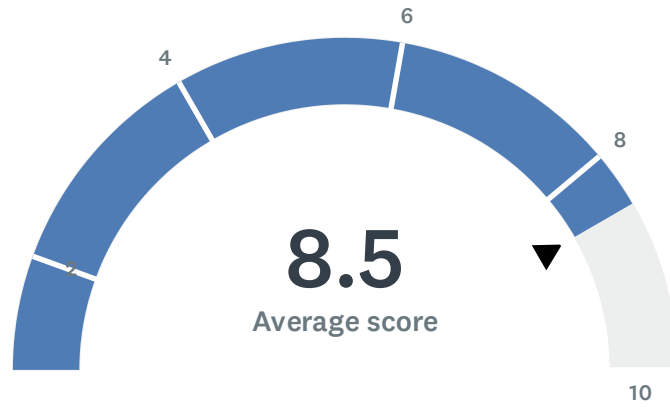
Q14 Do you have any comments, thoughts, or concerns about site administration?

Answered: 6 Skipped: 4

#	RESPONSES	DATE
1	Things are always done at the last minute. Even when asked to do things early, we always find things out at the last minute	
2	Our admin are very supportive of classroom teachers. I feel valued as a staff member, and believe that my concerns will be heard and addressed. Our VP is especially responsive and ensures that behavior issues both in the classroom and on the yard are addressed quickly. I appreciate our admin!	
3	Could not be more happy! So grateful for our site admin.	
4	We have the best administrative staff. They are very supportive and very approachable.	
5	Our administrator is thoughtful, kind and professional. I admire and respect her.	
6	The environment is very positive for teachers and staff. There is a very welcoming feeling promoted every morning on campus!	

Q15 Site staff is involved in setting school policies and budgetary priorities.

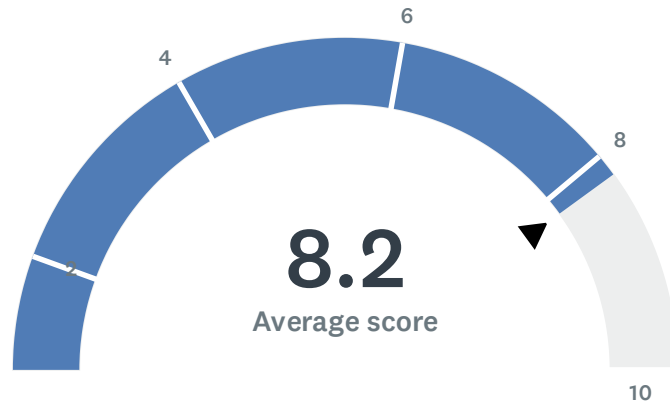
Answered: 10 Skipped: 0



Basic statistics (i)				
Minimum	Maximum	Median	Mean	Standard Deviation
2.00	10.00	10.00	8.50	2.42

Q16 Site meetings are productive and not excessive.

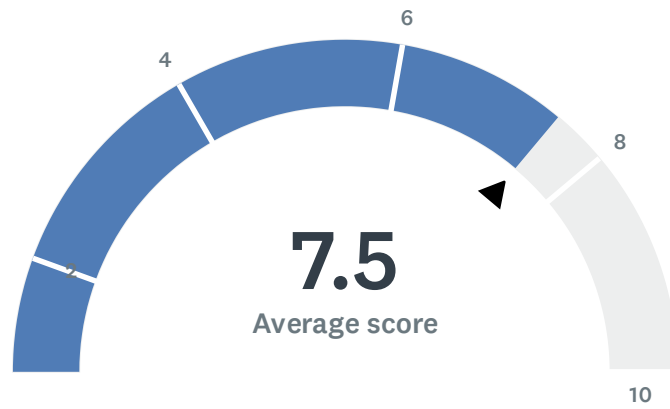
Answered: 10 Skipped: 0



Basic statistics ⓘ				
Minimum	Maximum	Median	Mean	Standard Deviation
3.00	10.00	9.00	8.20	2.23

Q17 Meetings, 504s, and/or IEPs scheduled outside of contractually guaranteed planning/preparation time?

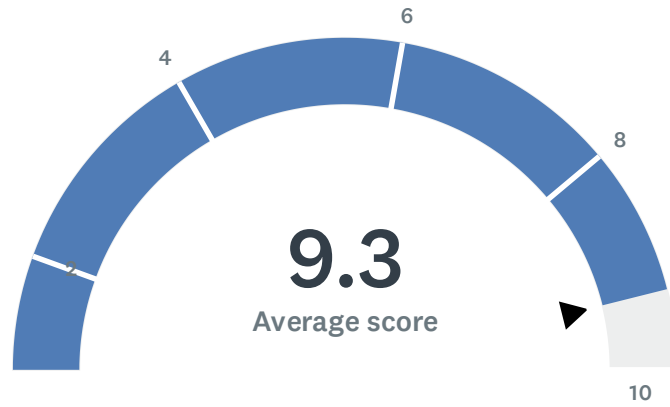
Answered: 10 Skipped: 0



Basic statistics (i)				
Minimum	Maximum	Median	Mean	Standard Deviation
1.00	10.00	9.00	7.50	3.07

Q18 My site receives daily, consecutive, uninterrupted planning/preparation time. (30 minutes / 40 minutes)

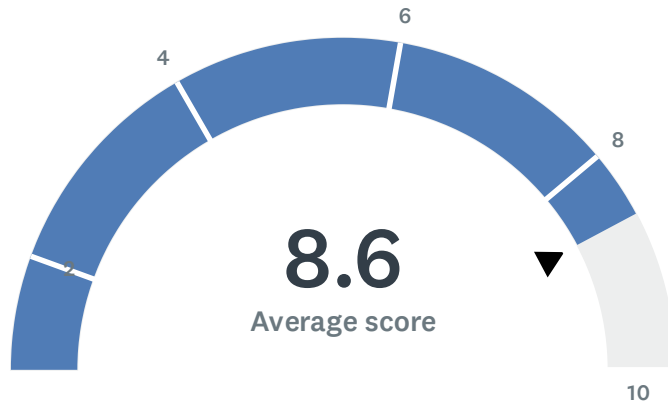
Answered: 10 Skipped: 0



Basic statistics (i)				
Minimum	Maximum	Median	Mean	Standard Deviation
5.00	10.00	10.00	9.30	1.49

Q19 Staff is given time (on duty) to input district-required data (i.e., Benchmarks, Dibels, CFAs, Report Cards, etc.).

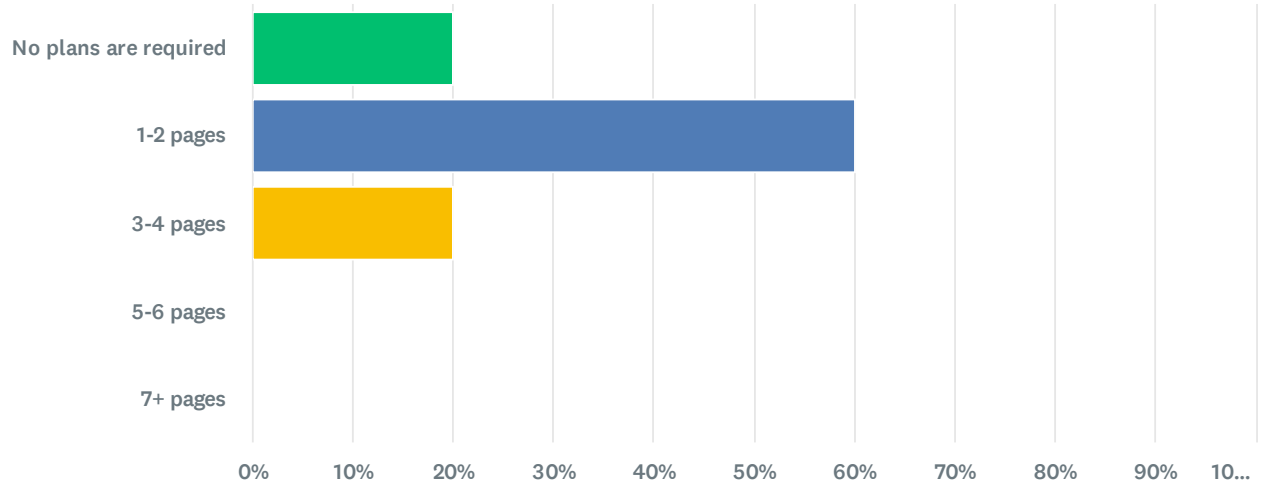
Answered: 10 Skipped: 0



Basic statistics (i)				
Minimum	Maximum	Median	Mean	Standard Deviation
1.00	10.00	10.00	8.60	2.69

Q20 Teachers are required to submit complete, but not excessively lengthy lesson plans.

Answered: 10 Skipped: 0



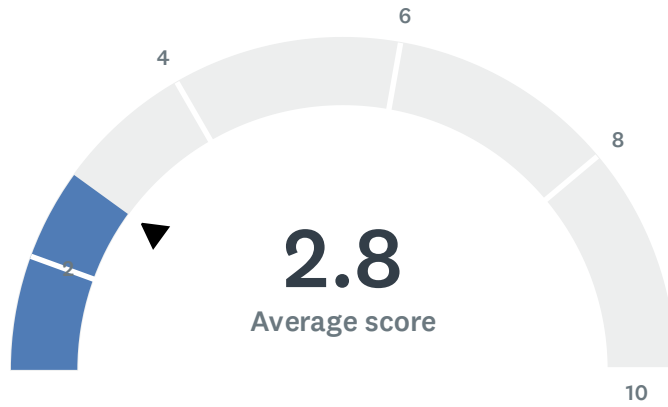
Answer Choices	Percentage	Responses
● No plans are required	20.00%	2
● 1-2 pages	60.00%	6
● 3-4 pages	20.00%	2
● 5-6 pages	0%	0
● 7+ pages	0%	0
Show comments		
Total		10

2025-2026 BETA Administration/Site Climate Survey

#	COMMENT	
1	We are expected to have our plans in shared drive with all administration	
2	I don't know if we're still required to submit them, but I know we had to about 2-3 years ago. When we did, I appreciated that we had the freedom to design/submit plans in our own format (slides, Docs, etc). We were not required to use a template, and we were not given parameters other than include times/subjects. I was never asked to adjust my plans.	
3	Happy with the lesson planning process	

Q21 Staff (teachers and/or coaches) have recess duty.

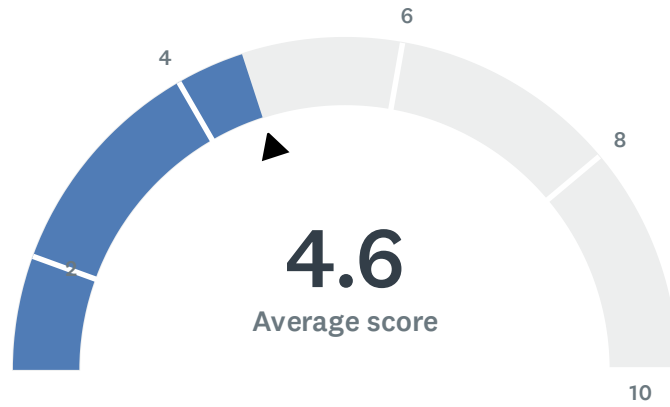
Answered: 5 Skipped: 5



Basic statistics ⓘ				
Minimum	Maximum	Median	Mean	Standard Deviation
1.00	10.00	1.00	2.80	3.60

Q22 Staff (teachers and/or coaches) have bus (arrival/dismissal) duty.

Answered: 5 Skipped: 5



Basic statistics ⓘ				
Minimum	Maximum	Median	Mean	Standard Deviation
1.00	10.00	1.00	4.60	4.41

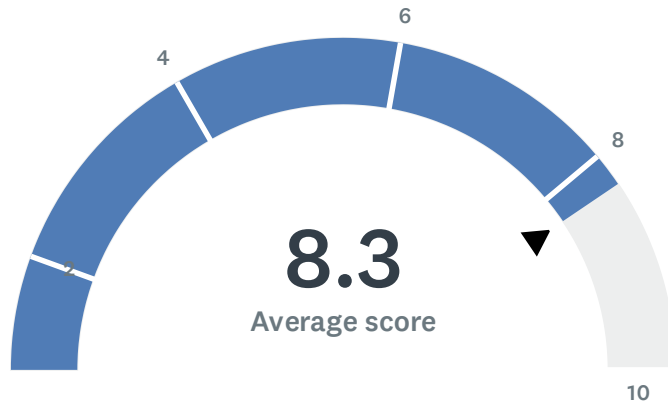
Q23 Do you have any comments, thoughts, or concerns about site operations, duties, and responsibilities?

Answered: 5 Skipped: 5

#	RESPONSES
1	IEP's and 504's need to be outside planning time and we should be compensated if the meeting goes over regular duty time
2	I appreciate that teachers are not asked to cover recess, gates, buses, etc. Teacher work time and duties are respected! Thank you!
3	Thankfully we do not have duty
4	Our Principal always makes sure that we have a balanced load and is always very understanding if we need additional help.
5	There is a climate of professionalism at our school. We are all treated with respect and kindness. Our time is valued.

Q24 Staff and students feel safe.

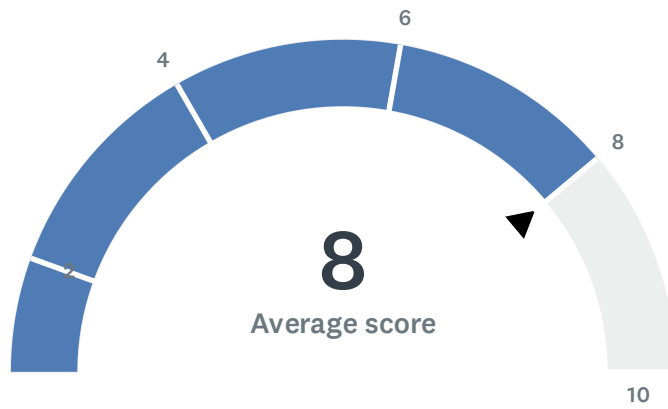
Answered: 10 Skipped: 0



Basic statistics ⓘ				
Minimum	Maximum	Median	Mean	Standard Deviation
5.00	10.00	8.50	8.30	1.73

Q25 Administration has been helpful and supportive regarding student discipline.

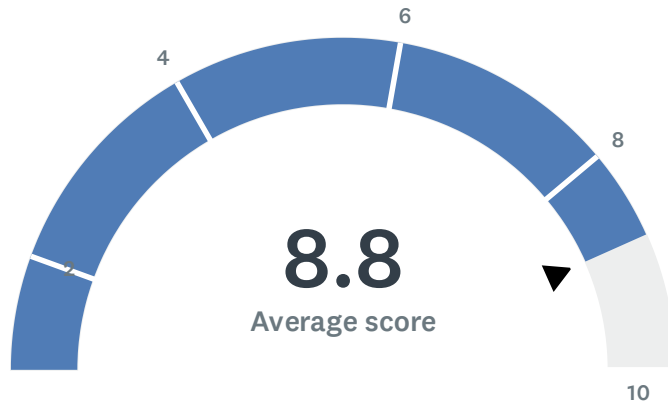
Answered: 10 Skipped: 0



Basic statistics (i)				
Minimum	Maximum	Median	Mean	Standard Deviation
2.00	10.00	8.50	8.00	2.41

Q26 Teachers have been given or trained to use effective tools to improve behavior.

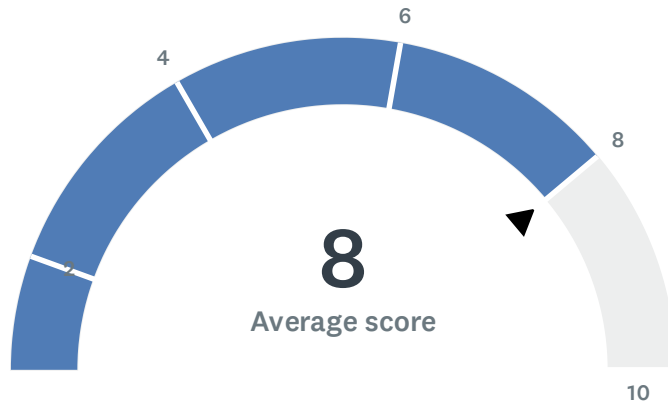
Answered: 10 Skipped: 0



Basic statistics (i)				
Minimum	Maximum	Median	Mean	Standard Deviation
4.00	10.00	10.00	8.80	1.89

Q27 Administration supports classroom discipline procedures and follows District discipline guidelines.

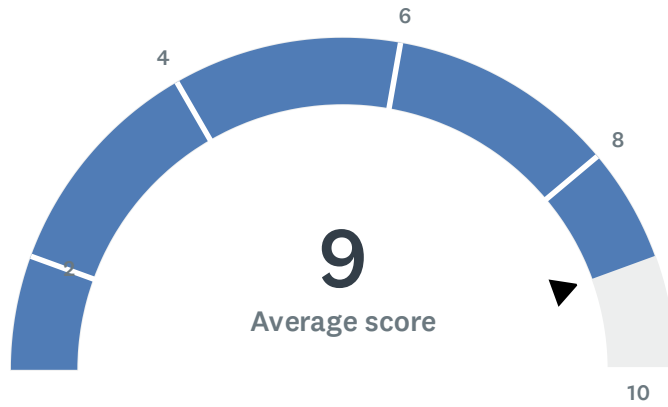
Answered: 10 Skipped: 0



Basic statistics (i)				
Minimum	Maximum	Median	Mean	Standard Deviation
2.00	10.00	9.00	8.00	2.57

Q28 When ODRs (office disciplinary referrals) are written, the teacher's word is valued and trusted.

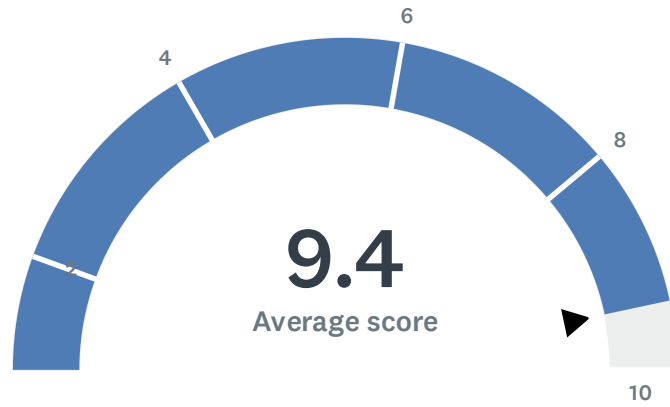
Answered: 10 Skipped: 0



Basic statistics (i)				
Minimum	Maximum	Median	Mean	Standard Deviation
6.00	10.00	10.00	9.00	1.41

Q29 My site has a positive atmosphere.

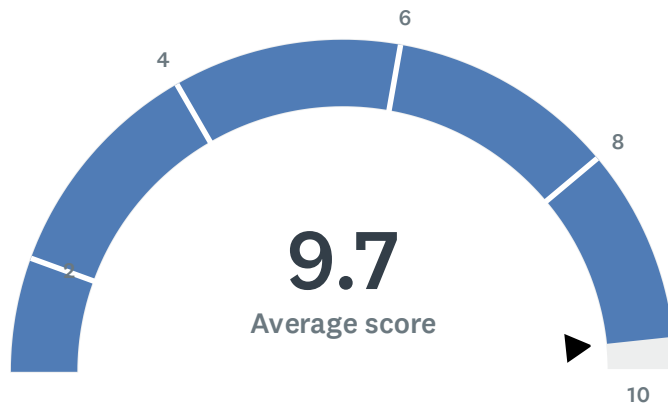
Answered: 10 Skipped: 0



Basic statistics ⓘ				
Minimum	Maximum	Median	Mean	Standard Deviation
6.00	10.00	10.00	9.40	1.28

Q30 I would recommend my site to other employees and prospective teachers.

Answered: 10 Skipped: 0



Basic statistics (i)				
Minimum	Maximum	Median	Mean	Standard Deviation
7.00	10.00	10.00	9.70	0.90

Q31 Do you have any final comments, thoughts, or concerns about PBIS, Discipline, and/or Site Atmosphere?

Answered: 3 Skipped: 7

#	RESPONSES
1	There seems to be a discrepancy on my campus about ODR's. Some members of admin believe in disciplining students when appropriate, while others like to keep the discipline numbers low so that our data looks good. The result - students in intermediate grades (I can't speak for primary) don't seem to worry about consequences of their actions. Behaviors are escalating.
2	We feel supported.
3	Our Campus Supervisor has really changed the site atmosphere with discipline for the better. Students respect him and he is always very helpful.

Q32 Do you have any overall comments about your site and/or its administration?

Answered: 5 Skipped: 5

#	RESPONSES
1	Our site administrators are kind, thoughtful, and respectful. There are areas that need to be improved and that are being worked on such as playground behaviors when and after the bell rings, follow through ensuring students are lining up after the bell rings and not continuing to play with playground equipment. Also, student and supervising adults using playground equipment in the correct areas. Finally, students who are disciplined not returning to class with a reward.
2	Admin should support each other and be in agreement about handling behaviors. If you address the problem students immediately and with clear consequences, then the number of ODRs should drop AUTHENTICALLY, and not because they're being swept under the rug.
3	We work at a very safe school.
4	Our site is truly the best. We have the absolute best Principal and Assistant Principal. They truly care about us as teachers.
5	There is a positive feeling the moment you step foot on our campus. Our students feel safe and cared for at our school.