

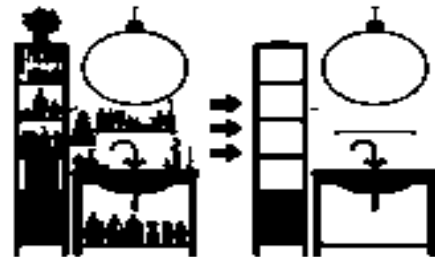
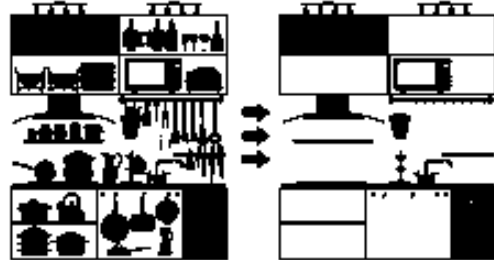
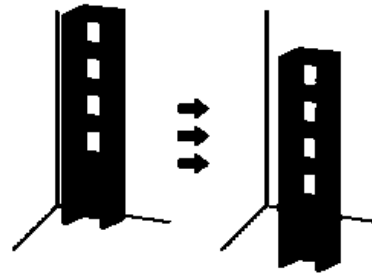
Dear residents,

A Licensed Pest Control Operator will be coming out to treat your residence for ants. Please find below the preparation instructions. The treatment and baiting services have different preparations so be sure to distinguish which one you need to be prepared for. In order for the treatment to be effective do your best to get your home ready.

ANT PREPARATION SHEET (TREATMENT)

It is necessary for you to remove all pets, cover fish tanks, disconnect filters and remain out of your home for approximately 2-4 hours during and following the treatment. For the following instructions use your discretion and be thorough where you see ant activity.

- Remove items away from the walls. Vacuum floor areas including around all baseboards and all furniture.
- Remove all items from the base of the closets and storage areas.
- Remove all items off floors and away from the walls. Area carpets should be rolled up and placed in an accessible location.
- Take belongings out of cupboards and off shelving and furniture where you see ant activity.
- Furniture should be moved at least 18 inches away from the walls. We need to access the perimeter of home including closets and storage areas. Unplug electrical devices from walls and disconnect cords to prevent a tripping hazard. Devices and any and all possessions damaged due to negligent preparation will not be compensated by Aclan Pest Control.
- All paintings, mirrors, and wall accessories should be removed from walls. This is to ensure nothing bumps up against them and knocks them down. Also ensure that the nails, pins etc. used to hang them are also removed from the walls.



OTHER PREPARATION

Remove items from under sink in kitchen and bathroom and around the toilet. The fridge and stove will be moved so ensure nothing will fall or spill. Make your bathroom and kitchen as accessible as the rest of the home by removing items away from walls. Do not leave any food out or ensure it is in a sealed container and cover all food handling surfaces. Wash food handling surfaces with soapy water before use.

****IT WILL BE NECESSARY FOR YOU TO VACATE THE PREMISES FOR 2-4 HOURS DURING AND AFTER THE SERVICE IS COMPLETE**

ANT PREPARATION SHEET (BAITING)

The PCO will use a variety of methods to control the pest depending on each unique situation. Some species of ants respond to baits. This type of treatment will focus on using baits near the nests. The PCO will be using a bait formulation that is strategically placed at site of activity. This is usually around kitchens and bathrooms where plumbing occurs and if visible should not be moved or touched. The bait is placed in a manner that pets or children will not easily be able to reach.

All treatments will be made with your safety in mind to ensure your health.

AFTER THE TREATMENT

The bait will remain effective only if the following steps are taken after your home is serviced:

- DO NOT use other pest control chemicals (powders or sprays) or cleaning products anywhere near bait placements, as this will decrease or eliminate the effectiveness of the bait(s).
- Remove all competing food sources (this means keeping all food in tightly sealed containers, cleaning up spills as they occur, removing trash on a regular basis, etc.)

****YOU DO NOT HAVE TO LEAVE FOR BAITING SERVICES AND CAN REMAIN IN THE PREMISES WITH THE PCO**

AFTER TREATMENT INFORMATION:

Expect continued activity for approximately 2 – 3 days following the initial visit. When bait is used activity will be reduced after enough bait is taken but this requires a frequent baiting schedule around nesting areas as ants prefer to take fresh bait.

