

Proposal for
Treasure State Acres

Prepared by



01-18-2024
Job # 109756-01

Treasure State Acres Park Playground Option 8



714-331-8895 | www.gwpark.com

**Treasure State Park Playground-Project 109756-01-Opt 8
Helena, MT**



**Treasure State Park Playground-Project 109756-01-Opt 8
Helena, MT**




**Treasure State Park Playground-Project 109756-01-Opt 8
Helena, MT**



**Treasure State Park Playground-Project 109756-01-Opt 8
Helena, MT**



**Treasure State Park Playground-Project 109756-01-Opt 8
Helena, MT**



Project: 109461-01-Opt 7
 Surfacing: None

PALETTE COLOR SELECTIONS
 Approved by: _____

ARCTIC
 Fabric Shade Sky
 Plastic Roof Periwinkle
 Uprights White
 Accent 1 Champagne
 HDPE Sky Blue
 2 Color HDPE Sky Blue/White
 Roto Plastic Periwinkle
 Tube Sky Blue
 Rock Deep Granite
 Decks Gray

AURORA
 Fabric Shade Bottle Green
 Plastic Roof Azure
 Uprights Ice Butter
 Accent 1 Azure
 HDPE Dolphin Gray
 2 Color HDPE Grey/Black
 Roto Plastic Azure
 Tube Azure
 Rock Dark Granite
 Decks Gray

AVALON
 Fabric Shade Silver
 Plastic Roof Champagne
 Uprights Bronze
 Accent 1 White
 HDPE Dolphin Gray
 2 Color HDPE Grey/Black
 Roto Plastic Periwinkle
 Tube Periwinkle
 Rock Deep Granite
 Decks Gray

BEDROCK
 Fabric Shade Silver
 Plastic Roof Champagne
 Uprights Sage
 Accent 1 White
 HDPE Dolphin Gray
 2 Color HDPE Grey/Black
 Roto Plastic Champagne
 Tube Champagne
 Rock Dark Granite
 Decks Brown

BEE HIVE
 Fabric Shade Silver
 Plastic Roof Yellow
 Uprights Black
 Accent 1 Ice Butter
 HDPE Dolphin Gray
 2 Color HDPE Grey/Black
 Roto Plastic Yellow
 Tube Yellow
 Rock Dark Granite
 Decks Brown

CUCUMBER
 Fabric Shade Cream
 Plastic Roof Green
 Uprights Ice Mint
 Accent 1 Vanilla
 HDPE Blue
 2 Color HDPE Blue/White
 Roto Plastic Green
 Tube Green
 Rock Deep Granite
 Decks Chocolate Brown

DEEP SPACE
 Fabric Shade Dove Blue
 Plastic Roof Sky Blue
 Uprights Starlight Black
 Accent 1 Yellow
 HDPE Red
 2 Color HDPE Red/White
 Roto Plastic Sky Blue
 Tube Sky Blue
 Rock Deep Granite
 Decks Blue

DISCOVERY
 Fabric Shade Orange
 Plastic Roof Azure
 Uprights Periwinkle
 Accent 1 Butterscotch
 HDPE Dolphin Gray
 2 Color HDPE Grey/Black
 Roto Plastic Azure
 Tube Azure
 Rock Deep Granite
 Decks Gray

EMERALD
 Fabric Shade Deep Sea
 Plastic Roof Spring Green
 Uprights Metallic
 Accent 1 White
 HDPE Yellow
 2 Color HDPE Red/White
 Roto Plastic Spring Green
 Tube Spring Green
 Rock Deep Granite

ERUPTION
 Fabric Shade Sun Blaze
 Plastic Roof Red
 Uprights Orange
 Accent 1 Butterscotch
 HDPE Orange
 2 Color HDPE Red/White
 Roto Plastic Red
 Tube Red
 Rock Dark Granite
 Decks Brown

FORESTER
 Fabric Shade Forest Green
 Plastic Roof Green
 Uprights Brown
 Accent 1 Beige
 HDPE Beige
 2 Color HDPE Beige/Green
 Roto Plastic Green
 Tube Green
 Rock Deep Granite
 Decks Brown

GUM DROP
 Fabric Shade Navy Blue
 Plastic Roof Blue
 Uprights Burgundy
 Accent 1 Butterscotch
 HDPE Blue
 2 Color HDPE Red/White
 Roto Plastic Blue
 Tube Blue
 Rock Deep Granite
 Decks Blue

HONEYSUCKLE
 Fabric Shade Cloud
 Plastic Roof Periwinkle
 Uprights Spring Green
 Accent 1 Champagne
 HDPE Blue
 2 Color HDPE Spring Green/White
 Roto Plastic Periwinkle
 Tube Periwinkle
 Rock Deep Granite
 Decks Gray

JOVIAL
 Fabric Shade Navy Blue
 Plastic Roof Spring Green
 Uprights Burgundy
 Accent 1 Butterscotch
 HDPE Gray
 2 Color HDPE Grey/Black
 Roto Plastic Spring Green
 Tube Spring Green
 Rock Deep Granite
 Decks Blue

JURASSIC
 Fabric Shade Sun Blaze
 Plastic Roof Champagne
 Uprights Sage
 Accent 1 Butterscotch
 HDPE Dolphin Gray
 2 Color HDPE Burgundy/White
 Roto Plastic Champagne
 Tube Champagne
 Rock Sandstone
 Decks Brown

MACAW
 Fabric Shade Yellow
 Plastic Roof Yellow
 Uprights Orange
 Accent 1 Chartreuse
 HDPE Sky Blue
 2 Color HDPE Sky Blue/White
 Roto Plastic Red
 Tube Red
 Rock Dark Granite
 Decks Blue

MALIBU
 Fabric Shade Forest Green
 Plastic Roof Spring Green
 Uprights Bronze
 Accent 1 Beige
 HDPE Spring Green
 2 Color HDPE Spring Green/White
 Roto Plastic Spring Green
 Tube Spring Green
 Rock Sandstone
 Decks Brown

MOSSY GROVE
 Fabric Shade Lime
 Plastic Roof Chartreuse
 Uprights Sage
 Accent 1 Chartreuse
 HDPE Spring Green
 2 Color HDPE Spring Green/White
 Roto Plastic Chartreuse
 Tube Champagne
 Rock Sandstone
 Decks Brown



OCEAN FLOOR
 Fabric Shade True Blue
 Plastic Roof Azure
 Uprights Chartreuse
 Accent 1 Royal Purple
 HDPE Dolphin Gray
 2 Color HDPE Spring Green/White
 Roto Plastic Azure
 Tube Azure
 Rock Dark Granite
 Decks Brown



SHINE
 Fabric Shade Sky
 Plastic Roof Orange
 Uprights Sky Blue
 Accent 1 Spring Green
 HDPE Orange
 2 Color HDPE Spring Green/White
 Roto Plastic Orange
 Tube Orange
 Rock Sandstone
 Decks Gray



VOYAGE
 Fabric Shade Charcoal
 Plastic Roof Azure
 Uprights Sage
 Accent 1 Ice Butter
 HDPE Dolphin Gray
 2 Color HDPE Gray/Black
 Roto Plastic Azure
 Tube Azure
 Rock Deep Granite
 Decks Gray



PASSION FRUIT
 Fabric Shade Azure
 Plastic Roof Yellow
 Uprights Orange
 Accent 1 Spring Green
 HDPE Sky Blue
 2 Color HDPE Sky Blue/White
 Roto Plastic Yellow
 Tube Yellow
 Rock Sandstone
 Decks Brown



SPRING BLOOM
 Fabric Shade True Blue
 Plastic Roof Spring Green
 Uprights Champagne
 Accent 1 Spring Green
 HDPE Sky Blue
 2 Color HDPE Sky Blue/White
 Roto Plastic Sky Blue
 Tube Spring Green
 Rock Deep Granite
 Decks Brown



WATERMELON
 Fabric Shade Lime
 Plastic Roof Red
 Uprights White
 Accent 1 Chartreuse
 HDPE Green
 2 Color HDPE Spring Green/White
 Roto Plastic Red
 Tube Red
 Rock Dark Granite
 Decks Blue



POPSICLE
 Fabric Shade Brown
 Plastic Roof Burgundy
 Uprights Vanilla
 Accent 1 Azure
 HDPE Dolphin Gray
 2 Color HDPE Gray/Black
 Roto Plastic Burgundy
 Tube Burgundy
 Rock Deep Granite
 Decks Chocolate Brown



SUNRISE
 Fabric Shade Yellow
 Plastic Roof Royal Purple
 Uprights Orange
 Accent 1 White
 HDPE Dolphin Gray
 2 Color HDPE Gray/Black
 Roto Plastic Royal Purple
 Tube Royal Purple
 Rock Deep Granite
 Decks Gray



WEST PALM
 Fabric Shade Lime
 Plastic Roof Orange
 Uprights Sky Blue
 Accent 1 Spring Green
 HDPE Blue
 2 Color HDPE Spring Green/White
 Roto Plastic Orange
 Tube Orange
 Rock Sandstone
 Decks Gray



RIPTIDE
 Fabric Shade True Blue
 Plastic Roof Sky Blue
 Uprights Sea Mist
 Accent 1 Azure
 HDPE Orange
 2 Color HDPE Orange/White
 Roto Plastic Sky Blue
 Tube Sky Blue
 Rock Dark Granite
 Decks Blue

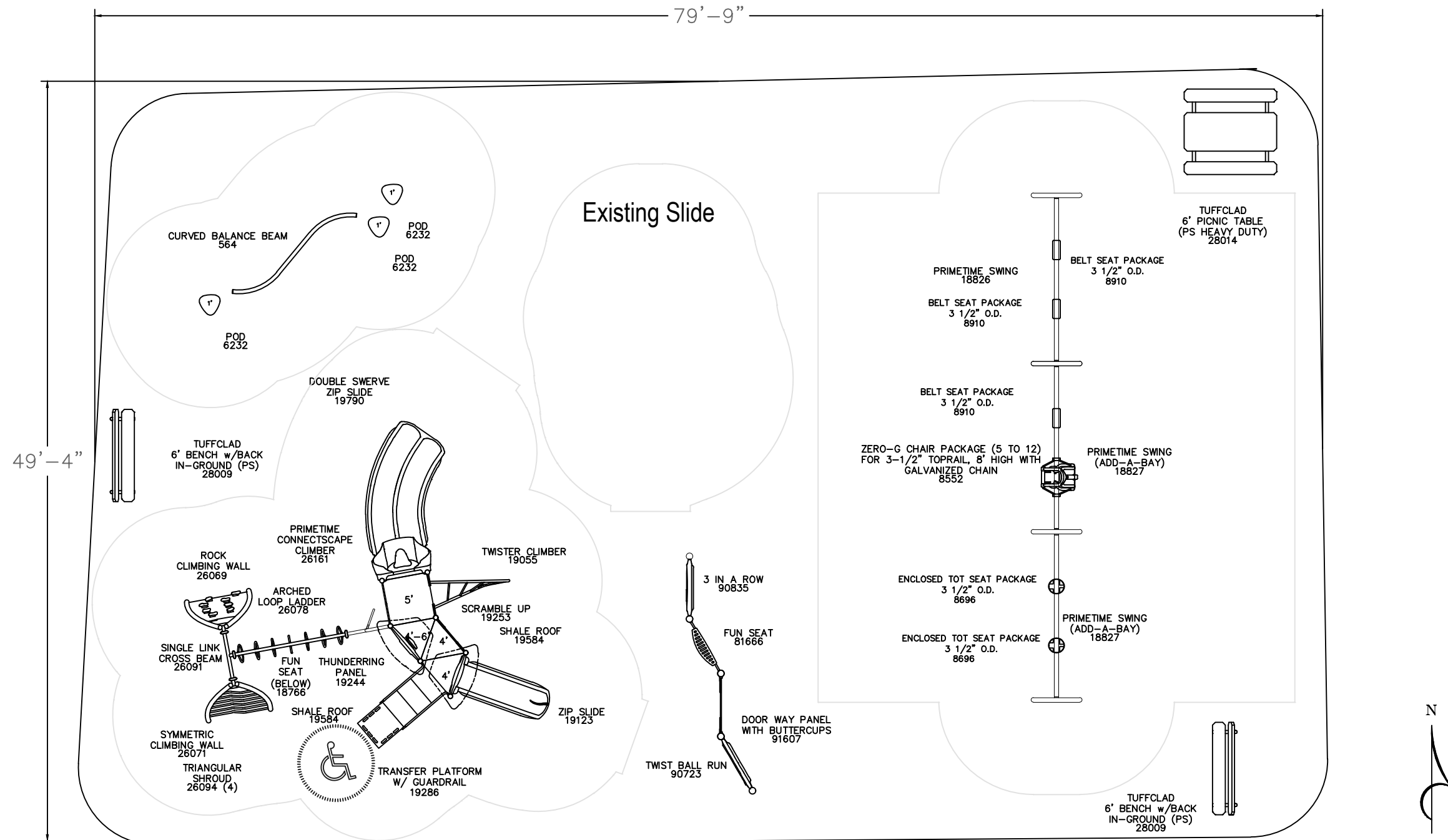


TIMBERLAND
 Fabric Shade Sky
 Plastic Roof Sky Blue
 Uprights Brown
 Accent 1 Spring Green
 HDPE Sky Blue
 2 Color HDPE Sky Blue/White
 Roto Plastic Sky Blue
 Tube Sky Blue
 Rock Deep Granite
 Decks Blue

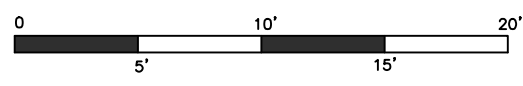


WHIMSY
 Fabric Shade Navy Blue
 Plastic Roof Orange
 Uprights White
 Accent 1 Blue
 HDPE Orange
 2 Color HDPE Spring Green/White
 Roto Plastic Periwinkle
 Tube Sky Blue
 Rock Deep Granite
 Decks Gray





Area: Pit
 SF: 3911
 LF: 251



Treasure State Acres
 Playground
 Helena, MT
 Representative
 Great Western Recreation

SALES REP
 TAGGART CASTLETON
 714-331-8895
 TAGGART@GWPARK.COM

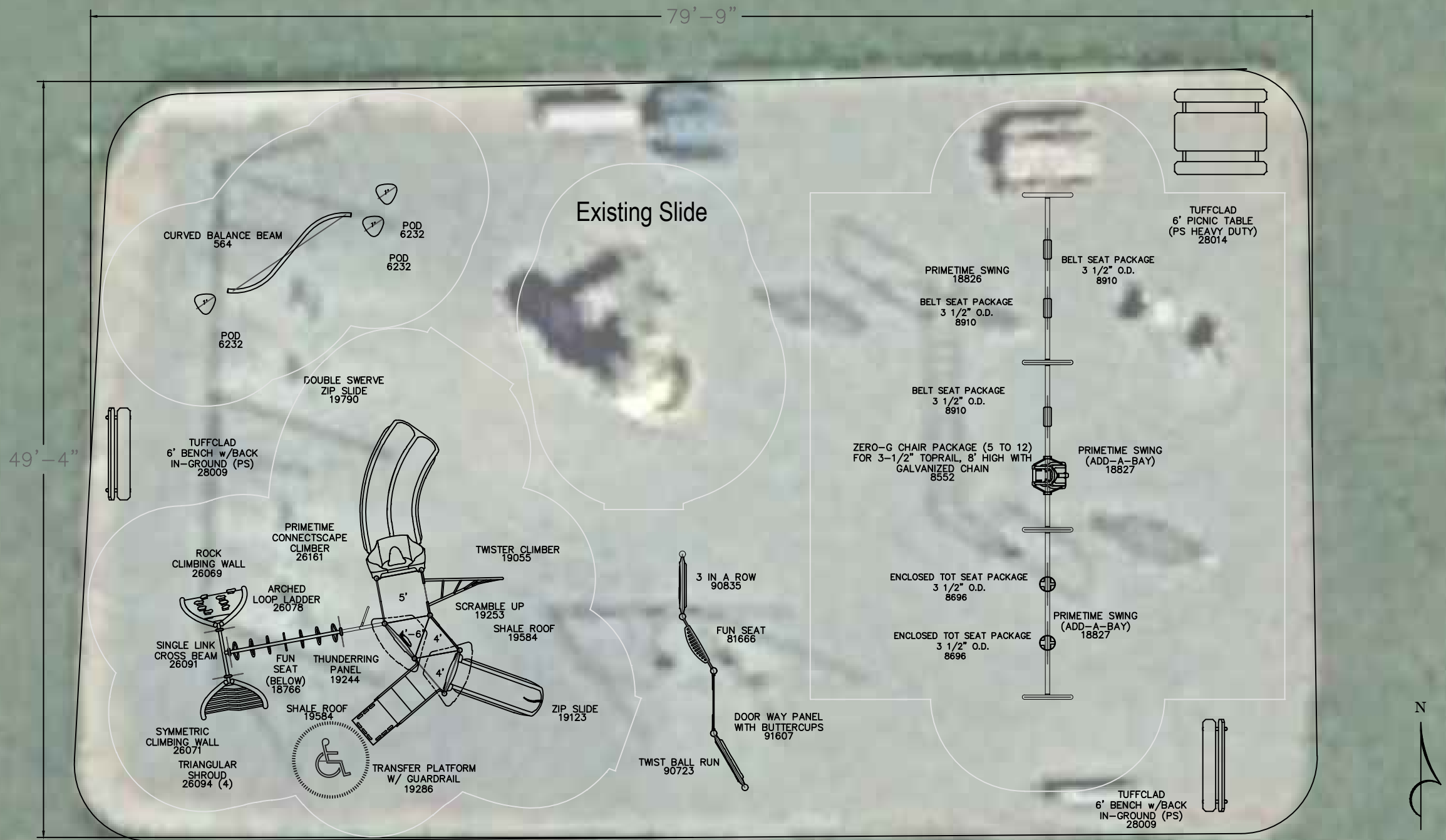
Total Elevated Play Components	6	-	-
Total Elevated Play Components Accessible By Ramp	6	Required	3
Total Elevated Components Accessible By Transfer	6	Required	3
Total Accessible Ground Level Components Shown	18	Required	2
Total Different Types Of Ground Level Components	7	Required	2

This play equipment is recommended for children ages
 5 - 12


Minimum Area Required:
 -
 Scale: -
 This drawing can be scaled only when in an 18" x 24" format

IMPORTANT: Soft resilient surfacing should be placed in the use zones of all equipment, as specified for each type of equipment, and at depths to meet the critical fall heights as specified by the U.S. consumer Product Safety Commission, ASTM standard F 1487 and Canadian Standard CAN/CSA-Z-614

Drawn By:
 BW
 Date:
 1/5/23
 Drawing Name:
 109756-01-Opt 8



Area: Pit
 SF: 3911
 LF: 251



Treasure State Acres
 Playground
 Helena, MT
 Representative
 Great Western Recreation

SALES REP
 TAGGART CASTLETON
 714-331-8895
 TAGGART@GWPARK.COM

Total Elevated Play Components	6	Required	-
Total Elevated Play Components Accessible By Ramp	6	Required	3
Total Elevated Components Accessible By Transfer	6	Required	2
Total Accessible Ground Level Components Shown	18	Required	2
Total Different Types Of Ground Level Components	7	Required	2

This play equipment is recommended for children ages
 5 - 12

Minimum Area Required:
 -
 Scale: -
 This drawing can be scaled only when in an 18" x 24" format

IMPORTANT: Soft resilient surfacing should be placed in the use zones of all equipment, as specified for each type of equipment, and at depths to meet the critical fall heights as specified by the U.S. consumer Product Safety Commission, ASTM standard F 1487 and Canadian Standard CAN/CSA-Z-614

Drawn By:
 BW
 Date:
 1/5/23
 Drawing Name:
 109756-01-Opt 8



GameTime C/O Great Western Recreation
 P.O. Box 680121
 Fort Payne, AL 35967
 Office: 435-245-5055 Fax: 435-245-5057
 www.gwpark.com

01/12/2024
 Quote #
 109756-01-11

Treasure State Acres Park Playground Option 8

Treasure State Acres
 Attn: Matt Klara
 4250 Wolverine Drive
 Helena, MT 59602
 Phone: 406-640-1061
 mklara0424@gmail.com

Ship to Zip 59602

Qty	Part #	Description	List \$	Selling \$	Ext. Selling \$
1	RDU	GameTime - Custom 5-12 Playground - <ul style="list-style-type: none"> Drawing Reference #109756-01-Opt 8 	\$35,913.00	\$23,343.45	\$23,343.45
1	RDU	GameTime - Swings - Drawing Reference #109756-01-Opt 8	\$7,109.00	\$6,551.40	\$6,551.40
1	81666	GameTime - Fun Seat	\$463.00	\$300.95	\$300.95
1	90723	GameTime - Twist Ball Run-Gadget Pnl Below Deck	\$3,364.00	\$2,422.08	\$2,422.08
1	90835	GameTime - 3-in-a-Row Panel Blw Deck	\$2,630.00	\$1,998.80	\$1,998.80
1	91607	GameTime - Door Way Panel with Buttercups	\$1,457.00	\$947.05	\$947.05
1	RDU	GameTime - Balancing Items - <ul style="list-style-type: none"> Drawing Reference #109756-01-Opt 8 	\$2,676.00	\$1,926.72	\$1,926.72
1	28014	GT-Site - 6' P/S Hd Picnic Table	\$2,212.00	\$2,145.64	\$2,145.64
2	28009	GT-Site - 6' P/S Bench W/Back Inground	\$1,025.00	\$994.25	\$1,988.50
1	EWF	GT-Impax - 194 CYS Engineered Wood Fiber- 12" Depth	\$9,018.00	\$9,018.00	\$9,018.00
1	INSTALL	Install - Remove old Equipment, Concrete and Re-Compact Soil and Sub Base and dispose of - Regular Wages	\$5,625.00	\$5,625.00	\$5,625.00
1	INSTALL	Install - Install Equipment - Regular Wages	\$21,875.00	\$21,875.00	\$21,875.00
1	INSTALL	Install - Install 150 Yards EWF and Install Weed Fabric- Regular Wages	\$2,500.00	\$2,500.00	\$2,500.00
1	INSTALL	Install - Moab- Regular Wages	\$3,125.00	\$3,125.00	\$3,125.00
				Sub Total	\$83,767.59
				Freight	\$8,132.77
				Total	\$91,900.36





GameTime C/O Great Western Recreation
P.O. Box 680121
Fort Payne, AL 35967
Office: 435-245-5055 Fax: 435-245-5057
www.gwpark.com

01/12/2024
Quote #
109756-01-11

Treasure State Acres Park Playground Option 8

Comments

Your Sales Rep is Taggart Castleton. Please reach out to Taggart at 714-331-8895 if you should have any questions regarding this quote.

Due to the volatility of freight costs, the freight pricing is subject to change at the time of order.

Pricing is subject to change. Request updated pricing when purchasing from quotes more than 30 days old.

***OPTIONAL-To include a Payment and Performance Bond, please add \$1,405 plus tax if applicable.

Shipping to Site Address:
4250 Wolverine Drive
Helena, MT 59602

*Freight charges are based on listed zip code and are subject to change if shipping information changes.

*Deposit may be required.

Customer is responsible for offloading.

Regular Wages

Remit Payment to:

GameTime
P.O. Box 680121
Fort Payne, AL 35968

Taxes:

All applicable taxes will be added at time of invoicing unless otherwise included or a tax-exempt certificate is provided. If sales tax exempt, you must provide a copy of certificate to be considered exempt.

Prices:

FOB Factory.

Orders:

All orders shall be in writing by purchase order, contract, or similar document made out to PlayCore Wisconsin Inc., dba GameTime. Standard GameTime equipment orders over \$100,000 may require a deposit of 25% at the time of order and an additional 25% at or before order ships. Standard orders with equipment, installation and surfacing are requested to be split billed. Equipment, Taxes & Freight as noted above. Installation and Surfacing billed as completed and Due Upon Receipt.

Terms:

Cash With Order Discount (CWO): Orders for GameTime equipment paid in full at time of order via check, Electronic Funds Transfer (ACH or wire) are eligible for a three percent (3%) cash with order discount.

Payment via credit card: If you elect to pay by credit card, GameTime charges a 2.50% processing fee that is assessed on the amount of your payment. This fee is shown as a separate line item and included in the total amount charged to your credit card. You have the option to pay by check, ACH or Wire without any additional fees.

Credit terms are Net 30 days, subject to approval by the GameTime Credit Manager. A completed credit application must be submitted and approved prior to the order being received. Please allow at minimum 2 days for the credit review process. GameTime may also require:

Completed Project Information Sheet (if applicable)

Copies of Payment and Performance Bonds (if applicable)

A 1.5% per month finance charge will be imposed on all past due invoices.

Retainage not accepted.

Orders under \$5,000 require payment with order.





GameTime C/O Great Western Recreation
P.O. Box 680121
Fort Payne, AL 35967
Office: 435-245-5055 Fax: 435-245-5057
www.gwpark.com

01/12/2024
Quote #
109756-01-11

Treasure State Acres Park Playground Option 8

INSTALLATION CONDITIONS:

- **ACCESS:** Site should be clear, level and allow for unrestricted access of trucks and machinery.
- **STORAGE:** Customer is responsible for providing a secure location to off-load and store the equipment during the installation process. Once equipment has delivered to the site, the owner is responsible should theft or vandalism occur unless other arrangements are made and noted on the quotation.
- **FOOTER EXCAVATION:** Installation pricing is based on footer excavation through earth/soil only. Customer shall be responsible for unknown conditions such as buried utilities (public & private), tree stumps, rock, or any concealed materials or conditions that may result in additional labor or materials cost.
- **UTILITIES:** Owner is responsible for locating any private utilities.
- **ADDITIONAL COSTS:** Pricing is based on a single mobilization for installation unless otherwise noted. Price includes ONLY what is stated in this quotation. If additional site work or specialized equipment is required, pricing is subject to change.

ACCEPTANCE OF QUOTATION:

Acceptance of this proposal indicates your agreement to the terms and conditions stated herein.

Purchase Amount: **\$91,900.36**

Date: _____

Signature

Please fill out this [ORDER FORM](#), this is required to process the order.

