

**Model P-502-PS**

**Pump Data**

- 5 HP 5-1/4 Imp, 1 Stage Centrifugal Pump
- 316L SS Corrosion Resistance Construction
- Built-In Overload / Auto-Reset Provided
- 15.5 amp 230V Single Phase UL Motor
- 1-1/2 F NPT Suction

**Pump Flow**

( not for certification use )


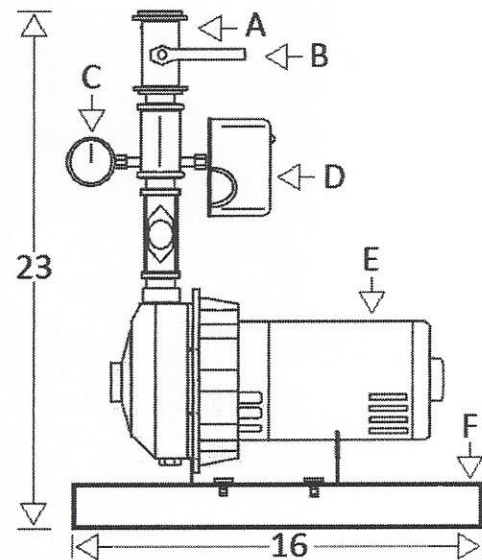
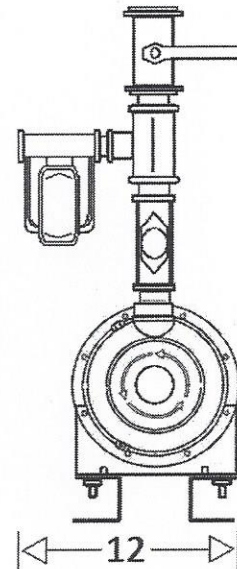
GPM	0	30	40	60	80	100
PSI	58	57	56	55	52	45

**Components**

- A - 1-1/2 F NPT Galvanized Riser
  - B - Supervised Control Valve
  - C - Water Pressure Gauge
  - D - 40 60 Pressure Switch
  - E - 5 HP UL Motor with Pump
  - F - Elevated on Steel Frame
- \*Wiring in Liquid Tight Conduit ( not shown )

**Check Box for Optional Equipment**

- G -Flow Switch ( +7 H)
- H-D Panel Pump Controller
- I-Bypass Line with Backflow Preventer ( +4W )
- J- Butterball Valve



\*Note: all measurement in inches